



1.85mm Female Precision Connector Clamp/Solder  
Attachment For PE-047SR, PE-SR047AL, PE-SR047FL

TECHNICAL DATA SHEET

PE44800

**1.85mm Female Precision Connector Clamp/Solder Attachment For PE-047SR, PE-SR047AL, PE-SR047FL**

**Configuration**

|  |                                  |
|--|----------------------------------|
| Connector                                | 1.85mm Female                    |
| Connector Interface Type                 | PE-047SR, PE-SR047AL, PE-SR047FL |
| Cable Attachment Method (Shield/Contact) | Clamp/Solder                     |
| Connector Design                         | Precision                        |
| Body Style                               | Straight                         |

**Electrical Specifications**

|                      |          |
|----------------------|----------|
| Frequency Range, GHz | DC to 65 |
| Impedance, Ohms      | 50       |
| Maximum VSWR         | 1.35:1   |

**Mechanical Specifications**

**Size**

|                     |              |
|---------------------|--------------|
| Length, in [mm]     | 0.61 [15.49] |
| Width/Dia., in [mm] | 0.3 [7.62]   |

**Connector**

|                                    |                            |
|------------------------------------|----------------------------|
| Type                               | 1.85mm Female              |
| Contact Material and Plating       | Beryllium Copper, Gold     |
| Contact Plating Specification      | 50µ Inches.                |
| Coupling Nut Material and Plating  | Passivated Stainless Steel |
| Coupling Nut Plating Specification | SAE-AMS-2700               |
| Body Material and Plating          | Passivated Stainless Steel |
| Body Plating Specification         | SAE-AMS-2700               |

**Compliance Certifications** (visit [www.Pasternack.com](http://www.Pasternack.com) for current document)

|                |     |
|----------------|-----|
| RoHS Compliant | Yes |
|----------------|-----|

Click the following link (or enter part number in "SEARCH" on website) to obtain additional part information including price, inventory and certifications: [1.85mm Female Precision Connector Clamp/Solder Attachment For PE-047SR, PE-SR047AL, PE-SR047FL PE44800](#)

The information contained in this document is accurate to the best of our knowledge and representative of the part described herein. It may be necessary to make modifications to the part and/or the documentation of the part, in order to implement improvements. Pasternack reserves the right to make such changes as required. Unless otherwise stated, all specifications are nominal.



1.85mm Female Precision Connector Clamp/Solder  
Attachment For PE-047SR, PE-SR047AL, PE-SR047FL

TECHNICAL DATA SHEET

PE44800

**Plotted and Other Data**

Notes:

Values at 25 °C, sea level

1.85mm Female Precision Connector Clamp/Solder Attachment For PE-047SR, PE-SR047AL, PE-SR047FL from Pasternack Enterprises has same day shipment for domestic and International orders. Our RF, microwave and fiber optic products maintain a 99% availability and are part of the broadest selection in the industry.

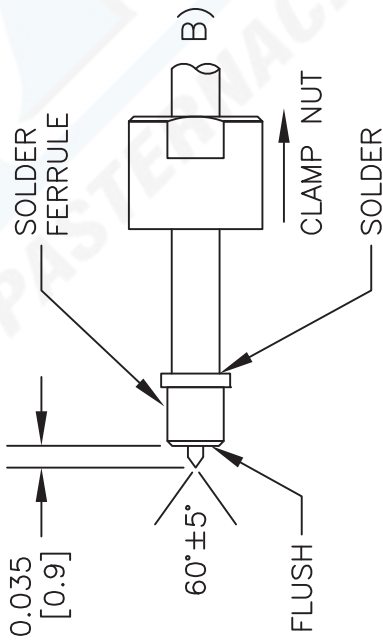
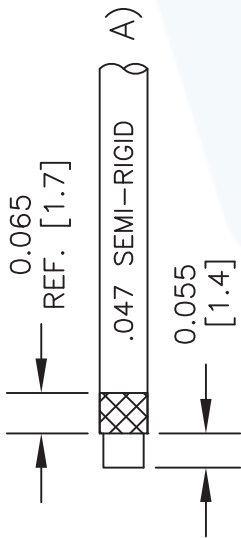
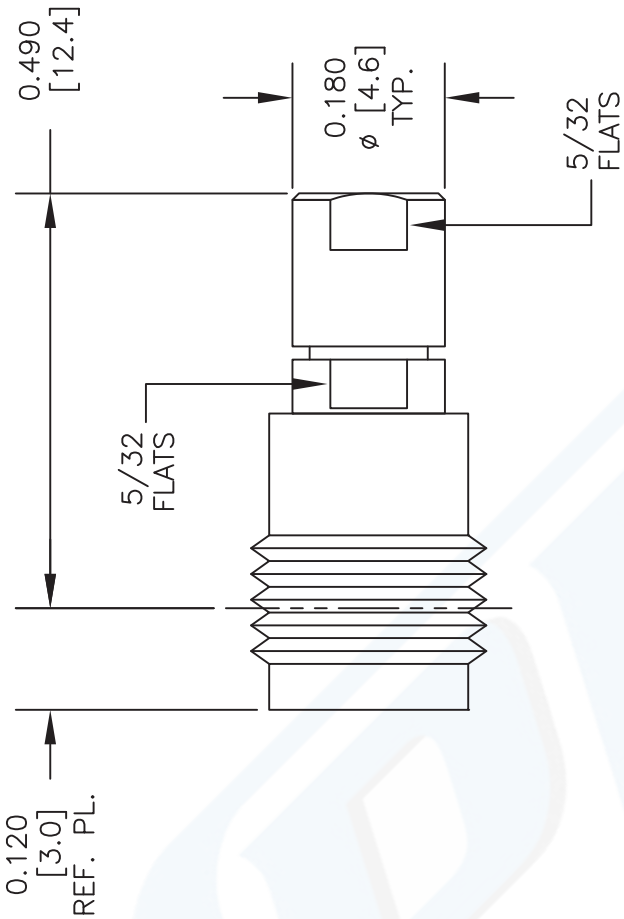
Click the following link (or enter part number in "SEARCH" on website) to obtain additional part information including price, inventory and certifications: [1.85mm Female Precision Connector Clamp/Solder Attachment For PE-047SR, PE-SR047AL, PE-SR047FL PE44800](http://www.pasternack.com/1.85mm-female-standard-pe-047sr-pe-sr047al-pe-sr047fl-connector-pe44800-p.aspx)

URL: <http://www.pasternack.com/1.85mm-female-standard-pe-047sr-pe-sr047al-pe-sr047fl-connector-pe44800-p.aspx>

The information contained in this document is accurate to the best of our knowledge and representative of the part described herein. It may be necessary to make modifications to the part and/or the documentation of the part, in order to implement improvements. Pasternack reserves the right to make such changes as required. Unless otherwise stated, all specifications are nominal.

# PE44800 CAD Drawing

1.85mm Female Precision Connector Clamp/Solder Attachment  
For PE-047SR, PE-SR047AL, PE-SR047FL



## STRIPPING DIMENSIONS ASSEMBLY PROCEDURES

1. STRIP CABLE AS SHOWN IN (A). DO NOT NICK DIELECTRIC.
2. PRE-TIN CABLE JACKET TO APPROXIMATE DIMENSION AS SHOWN IN (A).
3. INSERT CABLE THRU ADAPTER UNTIL IT BOTTOMS OUT. SOLDER OUTER CONDUCTOR TO ADAPTER & TRIM DIELECTRIC AS SHOWN IN (B).
4. SCREW ASSEMBLY INTO BODY & TIGHTEN NUT.



**PASTERNAK®**  
Pasternack Enterprises, Inc.  
P.O. Box 16759 | Irvine | CA | 92623  
**Phone:** (949) 261-1920 | **Fax:** (949) 261-7451  
**Website:** [www.pasternack.com](http://www.pasternack.com) | **E-Mail:** [sales@pasternack.com](mailto:sales@pasternack.com)

DWG TITLE  
**PE44800**

FSCM NO. 53919

NOTES:  
1. UNLESS OTHERWISE SPECIFIED ALL DIMENSIONS ARE NOMINAL.  
2. ALL SPECIFICATIONS ARE SUBJECT TO CHANGE WITHOUT NOTICE AT ANY TIME.  
3. DIMENSIONS ARE IN INCHES [mm].  
4. FITS MIL-C-17 AND EQUIVALENT CABLES.

CAD FILE 042413

SCALE N/A

SIZE A

2233