



BNC Female Bulkhead Mount Connector Crimp/Solder Attachment for RG178, RG196, .480 inch D Hole

RF Connectors Technical Data Sheet

PE44658

Configuration

- BNC Female Connector
- 50 Ohms
- Straight Body Geometry
- RG178, RG196 Interface Type
- Crimp/Solder Attachment
- Bulkhead

Features

- Max. Operating Frequency 4 GHz
- Gold Plated Phosphor Bronze Contact

Applications

- General Purpose Test
- Rack and Panel Mount Applications
- Custom Cable Assemblies

Description

Pasternack's PE44658 BNC female bulkhead connector with crimp/solder attachment for RG178 and RG196 (.480 inch D hole) is part of our full line of RF components available for same-day shipping. Our BNC female connector operates up to a maximum frequency of 4 GHz. This BNC bulkhead connector allows designers to create external connections on their product enclosures, and can be used in a variety of other rack mount and panel mount applications.

Our BNC female bulkhead connector PE44658 datasheet specifications and drawing with dimensions are shown below in this PDF. Pasternack's broad catalog of RF, microwave and millimeter wave connectors allows designers to configure and customize their signal connections however they like. Whether the need is to provide an I/O for a board design, or simply create a custom cable assembly configuration, Pasternack has the right connector for the job. Pasternack can also expertly build your custom cable assemblies for you and ship same-day.

Electrical Specifications

Description	Minimum	Typical	Maximum	Units
Frequency Range	DC		4	GHz

Mechanical Specifications

Size	
Length	1.072 in [27.23 mm]
Width/Dia.	0.689 in [17.50 mm]
Weight	0.031 lbs [14.06 g]

Click the following link (or enter part number in "SEARCH" on website) to obtain additional part information including price, inventory and certifications: [BNC Female Bulkhead Mount Connector Crimp/Solder Attachment for RG178, RG196, .480 inch D Hole PE44658](#)



BNC Female Bulkhead Mount Connector Crimp/Solder
Attachment for RG178, RG196, .480 inch D Hole

RF Connectors Technical Data Sheet

PE44658

Material Specifications

Description	Material	Plating
Contact	Phosphor Bronze	Gold
Insulation	POM	
Body	Brass	Nickel

Environmental Specifications

Temperature

Operating Range

-40 to +85 deg C

Compliance Certifications (see [product page](#) for current document)

Plotted and Other Data

Notes:

BNC Female Bulkhead Mount Connector Crimp/Solder Attachment for RG178, RG196, .480 inch D Hole from Pasternack Enterprises has same day shipment for domestic and International orders. Our RF, microwave and millimeter wave products maintain a 99% availability and are part of the broadest selection in the industry.

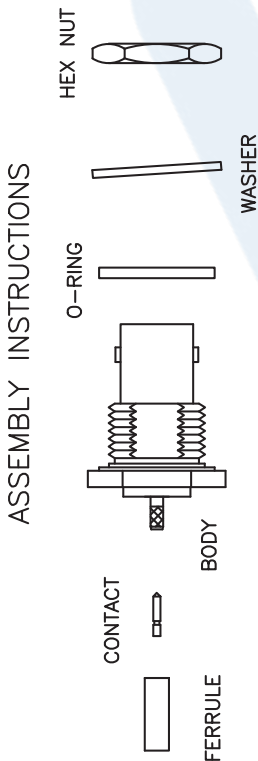
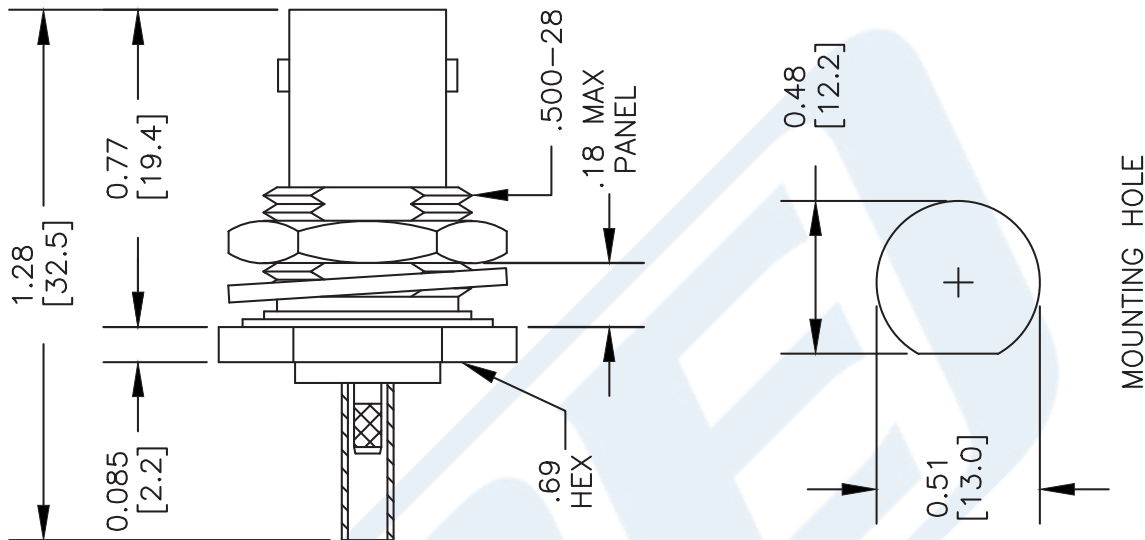
Click the following link (or enter part number in "SEARCH" on website) to obtain additional part information including price, inventory and certifications: [BNC Female Bulkhead Mount Connector Crimp/Solder Attachment for RG178, RG196, .480 inch D Hole PE44658](#)

URL: <https://www.pasternack.com/bnc-female-standard-rg178-rg196-connector-pe44658-p.aspx>

The information contained in this document is accurate to the best of our knowledge and representative of the part described herein. It may be necessary to make modifications to the part and/or the documentation of the part, in order to implement improvements. Pasternack reserves the right to make such changes as required. Unless otherwise stated, all specifications are nominal. Pasternack does not make any representation or warranty regarding the suitability of the part described herein for any particular purpose, and Pasternack does not assume any liability arising out of the use of any part or documentation.

PE44658 CAD Drawing

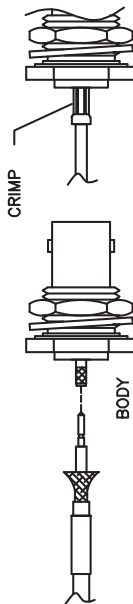
BNC Female Bulkhead Mount Connector Crimp/Solder
Attachment for RG178, RG196, .480 inch D Hole



1. STRIP CABLE TO THE DIMENSIONS SHOWN.

2. SOLDER CONTACT TO CENTER CONDUCTOR, THEN SLIDE FERRULE ONTO CABLE.

3. INSERT BODY INTO BRAID AND DIELECTRIC, SLIDE FERRULE OVER BRAID, CRIMP IT WITH .100" HEX CRIMP TOOL.



Pasternack Enterprises, Inc.
P.O. Box 16759 | Irvine | CA | 92623
Phone: (949) 261-1920 | Fax: (949) 261-7451
Website: www.pasternack.com | E-Mail: sales@pasternack.com

DWG TITLE

PE44658

FSCM NO. 53919

CAD FILE 022310

SCALE N/A

SIZE A

XXX

NOTES:
1. UNLESS OTHERWISE SPECIFIED ALL DIMENSIONS ARE NOMINAL.
2. ALL SPECIFICATIONS ARE SUBJECT TO CHANGE WITHOUT NOTICE AT ANY TIME.
3. DIMENSIONS ARE IN INCHES [mm].
4. FITS MIL-C-17 AND EQUIVALENT CABLES.