



QN Male Right Angle Low PIM Connector Solder Attachment for PE-SR402AL, PE-SR402FL, PE-SR402FLJ, PE-SR402TN, RG402, IP68

## RF Connectors Technical Data Sheet

**PE44604**

### Configuration

- QN Male Connector
- 50 Ohms
- Right Angle Body Geometry

- Connector Interface Types: PE-SR402AL, PE-SR402FL, PE-SR402FLJ, PE-SR402TN, RG402
- Low PIM Design

### Features

- Max. Operating Frequency 8 GHz
- PIM levels lower than -160 dBc

- Gold Plated Brass Contact
- IP68 0.3 bar (interface only)

### Applications

- General Purpose Test
- Custom Cable Assemblies
- Wireless Communications
- Low PIM Applications

### Description

Pasternack's PE44604 QN male right angle connector with solder/solder attachment for PE-SR402AL, PE-SR402FL, PE-SR402FLJ, PE-SR402TN and RG402 is part of our full line of RF components available for same-day shipping. Our QN male connector operates up to a maximum frequency of 8 GHz. The QN male connector also has low passive intermodulation of -160 dBc. Its right angle body geometry allows for easier connections in tight spaces. The connector has an IP68 rating to protect against dust and prolonged moisture protection under immersion conditions.

Our QN male right angle connector PE44604 datasheet specifications and drawing with dimensions are shown below in this PDF. Pasternack's broad catalog of RF, microwave and millimeter wave connectors allows designers to configure and customize their signal connections however they like. Whether the need is to provide an I/O for a board design, or simply create a custom cable assembly configuration, Pasternack has the right connector for the job. Pasternack can also expertly build your custom cable assemblies for you and ship same-day.

### Electrical Specifications

Description	Minimum	Typical	Maximum	Units
Frequency Range	DC		8	GHz
Passive Intermodulation using 2x20W tones			-160	dBc
Operating Voltage (AC)			1,000	Vrms
Test Voltage (AC)			2,500	Vrms
Inner Conductor DC Resistance			1.5	mOhms
Outer Conductor DC Resistance			1.5	mOhms
Insulation Resistance	5,000			MOhms

Click the following link (or enter part number in "SEARCH" on website) to obtain additional part information including price, inventory and certifications: [QN Male Right Angle Low PIM Connector Solder Attachment for PE-SR402AL, PE-SR402FL, PE-SR402FLJ, PE-SR402TN, RG402, IP68 PE44604](#)



QN Male Right Angle Low PIM Connector Solder Attachment for PE-SR402AL, PE-SR402FL, PE-SR402FLJ, PE-SR402TN, RG402, IP68

## RF Connectors Technical Data Sheet

**PE44604**

### Performance by Frequency

Description	F1	F2	F3	F4	F5	Units
Frequency Range	DC to 2.5	2.5 to 4	4 to 6			GHz
VSWR, Max	1.06:1	1.09:1	1.12:1			

Electrical Specification Notes:  
RF leakage: 90 dB (up to 3 GHz) min.  
Insertion loss = 0.05 x sqrt(fGHz) dB max.

### Mechanical Specifications

<b>Size</b>	
Length	1.039 in [26.39 mm]
Width/Dia.	0.75 in [19.05 mm]
Weight	0.052 lbs [23.59 g]
Mating Cycles	100 Cycles

### Material Specifications

Description	Material	Plating
Contact	Brass	Gold
Insulation	PTFE	
Outer Conductor	Brass	Tri-Metal
Body	Brass	Silver 3 µm minimum

### Environmental Specifications

<b>Temperature</b>	
Operating Range	-40 to +125 deg C
Ingress Protection (IP) Rating	IP68 0.3 bar (interface only)
Humidity	MIL-STD-202, Method 106
Shock	MIL-STD-202, Method 213, Condition I
Vibration	MIL-STD-202, Method 204, Condition A
Thermal Shock	MIL-STD-202, Method 107, Condition B
Salt Spray	MIL-STD-202, Method 101, Condition B

Click the following link (or enter part number in "SEARCH" on website) to obtain additional part information including price, inventory and certifications: [QN Male Right Angle Low PIM Connector Solder Attachment for PE-SR402AL, PE-SR402FL, PE-SR402FLJ, PE-SR402TN, RG402, IP68 PE44604](#)



QN Male Right Angle Low PIM Connector Solder Attachment for PE-SR402AL, PE-SR402FL, PE-SR402FLJ, PE-SR402TN, RG402, IP68

## RF Connectors Technical Data Sheet

**PE44604**

**Compliance Certifications** (see [product page](#) for current document)

### Plotted and Other Data

Notes:

QN Male Right Angle Low PIM Connector Solder Attachment for PE-SR402AL, PE-SR402FL, PE-SR402FLJ, PE-SR402TN, RG402, IP68 from Pasternack Enterprises has same day shipment for domestic and International orders. Our RF, microwave and millimeter wave products maintain a 99.4% availability and are part of the broadest selection in the industry.

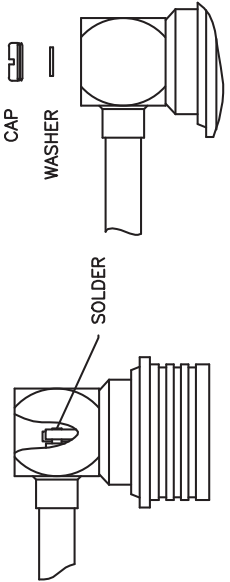
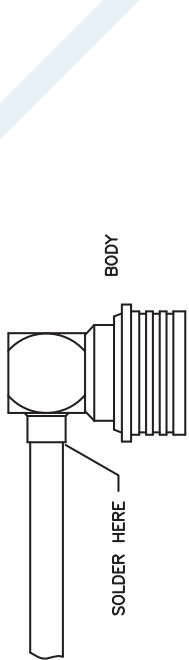
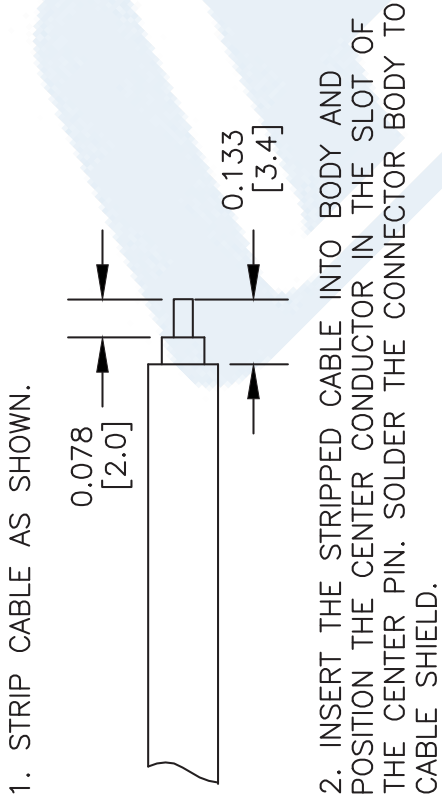
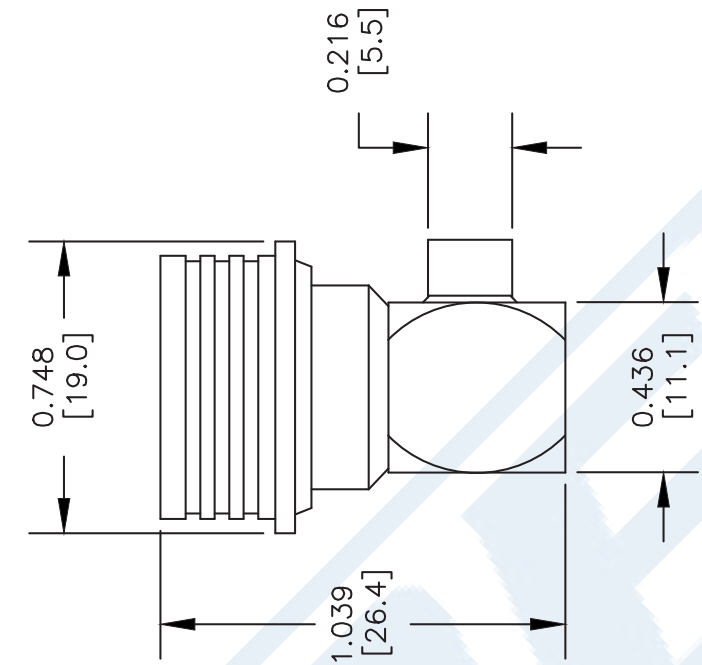
Click the following link (or enter part number in "SEARCH" on website) to obtain additional part information including price, inventory and certifications: [QN Male Right Angle Low PIM Connector Solder Attachment for PE-SR402AL, PE-SR402FL, PE-SR402FLJ, PE-SR402TN, RG402, IP68 PE44604](#)

URL: <https://www.pasternack.com/qn-male-standard-pe-sr402al-pe-sr402fl-rg402-connector-pe44604-p.aspx>

The information contained in this document is accurate to the best of our knowledge and representative of the part described herein. It may be necessary to make modifications to the part and/or the documentation of the part, in order to implement improvements. Pasternack reserves the right to make such changes as required. Unless otherwise stated, all specifications are nominal. Pasternack does not make any representation or warranty regarding the suitability of the part described herein for any particular purpose, and Pasternack does not assume any liability arising out of the use of any part or documentation.

PE44604 CAD Drawing

QN Male Right Angle Low PIM Connector Solder Attachment for PE-SR402AL, PE-SR402FL, PE-SR402FLJ, PE-SR402TN, RG402, IP68



**PE PASTERNAK®**  
Pasternack Enterprises, Inc.  
P.O. Box 16759 | Irvine | CA | 92623  
Phone: (949) 261-1920 | Fax: (949) 261-7451  
Website: [www.pasternack.com](http://www.pasternack.com) | E-Mail: [sales@pasternack.com](mailto:sales@pasternack.com)

NOTES:  
1. UNLESS OTHERWISE SPECIFIED ALL DIMENSIONS ARE NOMINAL.  
2. ALL SPECIFICATIONS ARE SUBJECT TO CHANGE WITHOUT NOTICE AT ANY TIME.  
3. DIMENSIONS ARE IN INCHES [mm].  
4. FITS MIL-C-17 AND EQUIVALENT CABLES.

DWG TITLE  
**PE44604**

FSCM NO. 53919

CAD FILE 032908

SCALE N/A

SIZE A

XXX