



SSMA Female Connector Solder Attachment
4 Hole Flange Mount for PE-047SR, PE-SR047AL,
PE-SR047FL, .232 inch Hole Spacing

RF Connectors Technical Data Sheet

PE44438

Configuration

- SSMA Female Connector
- MIL-STD-348
- 50 Ohms
- Straight Body Geometry
- PE-047SR, PE-SR047AL, PE-SR047FL Interface Type
- Solder/Solder Attachment
- 4 Hole Flange

Features

- Gold Plated Contact
- Contact plating according to MIL-G-45204

Applications

- General Purpose Test
- Rack and Panel Mount Applications
- Custom Cable Assemblies

Description

Pasternack's PE44438 SSMA female 4 hole flange mount connector with solder/solder attachment for PE-047SR, PE-SR047AL and PE-SR047FL (.232 inch hole spacing) is part of our full line of RF components available for same-day shipping. This SSMA 4 hole flange connector allows designers to create external connections on their product enclosures, and can be used in a variety of other rack mount and panel mount applications.

Our SSMA female 4 hole flange connector PE44438 datasheet specifications and drawing with dimensions are shown below in this PDF. Pasternack's broad catalog of RF, microwave and millimeter wave connectors allows designers to configure and customize their signal connections however they like. Whether the need is to provide an I/O for a board design, or simply create a custom cable assembly configuration, Pasternack has the right connector for the job. Pasternack can also expertly build your custom cable assemblies for you and ship same-day.

Mechanical Specifications

Size

Length	0.5 in [12.7 mm]
Width/Dia.	0.375 in [9.53 mm]
Height	0.375 in [9.53 mm]
Weight	0.005 lbs [2.27 g]

Material Specifications

Description	Material	Plating
Contact		Gold MIL-G-45204
Insulation	PTFE	
Body	Stainless Steel	Gold MIL-G-45204

Click the following link (or enter part number in "SEARCH" on website) to obtain additional part information including price, inventory and certifications: [SSMA Female Connector Solder Attachment 4 Hole Flange Mount for PE-047SR, PE-SR047AL, PE-SR047FL, .232 inch Hole Spacing PE44438](#)



SSMA Female Connector Solder Attachment
4 Hole Flange Mount for PE-047SR, PE-SR047AL,
PE-SR047FL, .232 inch Hole Spacing

RF Connectors Technical Data Sheet

PE44438

Environmental Specifications

Temperature

Operating Range

-65 to +165 deg C

Compliance Certifications (see [product page](#) for current document)

Plotted and Other Data

Notes:

SSMA Female Connector Solder Attachment 4 Hole Flange Mount for PE-047SR, PE-SR047AL, PE-SR047FL, .232 inch Hole Spacing from Pasternack Enterprises has same day shipment for domestic and International orders. Our RF, microwave and millimeter wave products maintain a 99% availability and are part of the broadest selection in the industry.

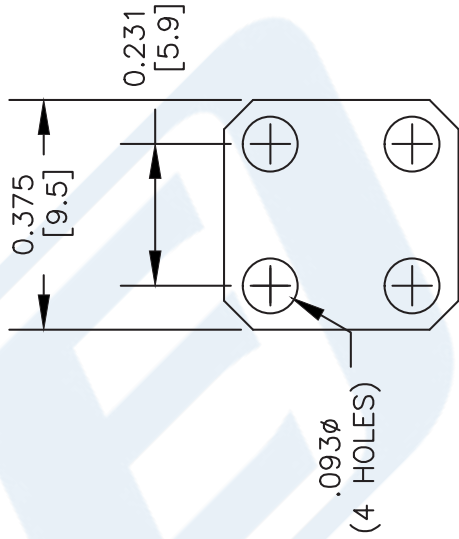
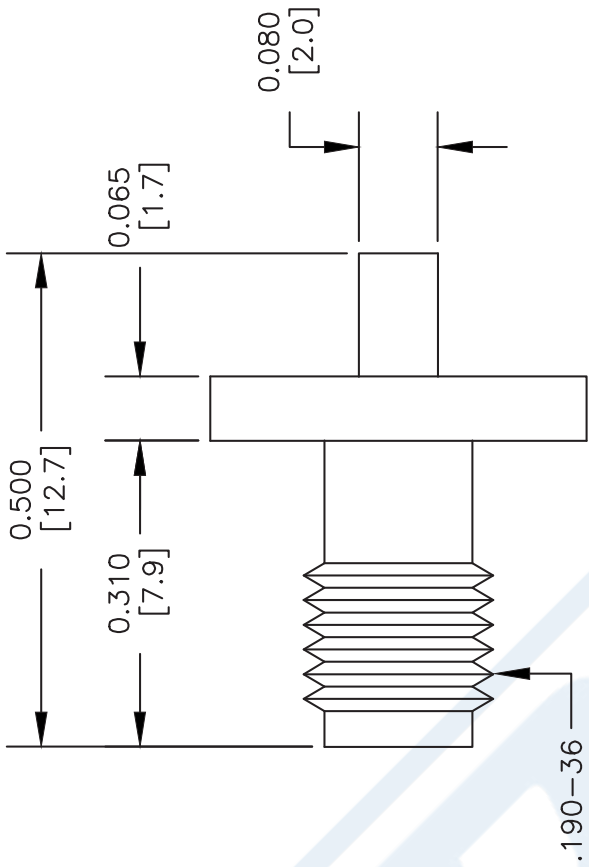
Click the following link (or enter part number in "SEARCH" on website) to obtain additional part information including price, inventory and certifications: [SSMA Female Connector Solder Attachment 4 Hole Flange Mount for PE-047SR, PE-SR047AL, PE-SR047FL, .232 inch Hole Spacing PE44438](#)

URL: <https://www.pasternack.com/ssma-female-standard-pe-047sr-pe-sr047al-pe-sr047fl-connector-pe44438-p.aspx>

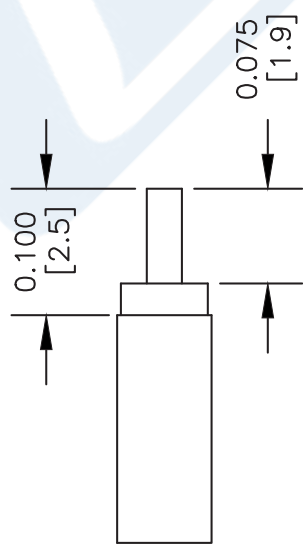
The information contained in this document is accurate to the best of our knowledge and representative of the part described herein. It may be necessary to make modifications to the part and/or the documentation of the part, in order to implement improvements. Pasternack reserves the right to make such changes as required. Unless otherwise stated, all specifications are nominal. Pasternack does not make any representation or warranty regarding the suitability of the part described herein for any particular purpose, and Pasternack does not assume any liability arising out of the use of any part or documentation.

PE44438 CAD Drawing

SSMA Female Connector Solder Attachment 4 Hole Flange Mount for PE-047SR, PE-SR047AL, PE-SR047FL, .232 inch Hole Spacing



MOUNTING HOLES



STRIPPING DIMENSIONS

ASSEMBLY PROCEDURES

1. STRIP CABLE TO DIMENSION SHOWN, DO NOT NICK CENTER CONDUCTOR & DIELECTRIC.
2. SOLDER CONTACT TO CENTER CONDUCTOR, INSERT CABLE INTO BODY UNTIL CONTACT SETS IN PLACE. SOLDER OUTER CONDUCTOR TO BODY.

NOTES:
1. UNLESS OTHERWISE SPECIFIED ALL DIMENSIONS ARE NOMINAL.
2. ALL SPECIFICATIONS ARE SUBJECT TO CHANGE WITHOUT NOTICE AT ANY TIME.
3. DIMENSIONS ARE IN INCHES [mm].
4. FITS MIL-C-17 AND EQUIVALENT CABLES.

DWG TITLE
PE44438



PASTERNAK®
Pasternack Enterprises, Inc.
P.O. Box 16759 | Irvine | CA | 92623
Phone: (949) 261-1920 | Fax: (949) 261-7451
Website: www.pasternack.com | E-Mail: sales@pasternack.com

FSCM NO. 53919

CAD FILE 031804-A

SCALE N/A

SIZE A

XXX