

SMA Male Connector Solder Attachment for RG402, RG402 Tinned, .141 SR Cable

SMA male connector with solder/solder attachment for RG402, RG402 Tinned and .141 SR, part number SC3011, from Fairview Microwave is in-stock and ships same day. This SMA male connector operates up to a maximum frequency of 18 GHz and offers excellent VSWR of 1.2:1.

Fairview's SMA male connector SC3011 datasheet specifications and outline drawing are shown in this PDF below. Our extensive offering of RF, microwave and millimeter wave connectors allows designers to configure and customize their signal connections however they like. From providing an I/O for a board design to creating a custom cable assembly configuration, Fairview Microwave has a connector solution to meet your needs. Fairview Microwave also has the expertise to build your custom cable assemblies for you and ship them same-day.

Electrical Specifications

| Description | Min | Typ | Max | Units |
|------------------------|-----|-----|-------|-------|
| Frequency Range | DC | | 18 | GHz |
| VSWR | | | 1.2:1 | |
| Operating Voltage (AC) | | | 500 | Vrms |

Mechanical Specifications

| | |
|-------------|---------------------|
| Size | |
| Length | 0.441 in [11.2 mm] |
| Width/Dia. | 0.315 in [8.00 mm] |
| Height | 0.315 in [8 mm] |
| Weight | 0.0114 lbs [5.17 g] |

Material Specifications

| Description | Material | Plating |
|-------------|------------------|---------|
| Contact | Beryllium Copper | Gold |
| Insulation | PTFE | |
| Body | Stainless Steel | Gold |

Environmental Specifications

| | |
|--------------------|-------------------|
| Temperature | |
| Operating Range | -65 to +165 deg C |

Compliance Certifications (see [product page](#) for current document)

Plotted and Other Data

Notes:



Configuration:

- SMA Male Connector
- 50 Ohms
- Straight Body Geometry
- RG402, RG402 Tinned, .141 SR Interface Type
- Solder/Solder Attachment
- 5/16 inch Hex

Features:

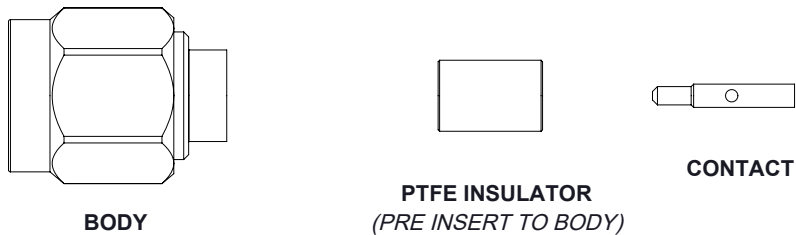
- Operating Frequency of 18 GHz Max.
- Excellent VSWR of 1.2:1
- Gold Plated Beryllium Copper Contact

Applications:

- General Purpose Test
- Custom Cable Assemblies

Fairview Microwave
301 Leora Ln., Suite 100
Lewisville, TX 75056
Tel: 1-800-715-4396 / (972) 649-6678
Fax: (972) 649-6689
www.fairviewmicrowave.com
sales@fairviewmicrowave.com

Assembly Instruction



1. STRIP CABLE AS SHOWN. DO NOT NICK CENTER CONDUCTOR.

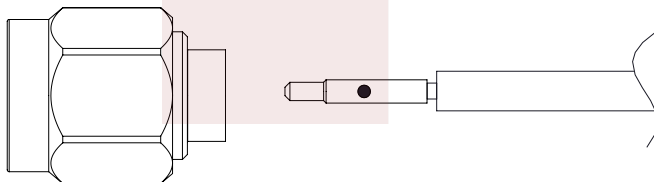
.098
[2.50]

2. PLACE CONTACT OVER CENTER CONDUCTOR AS SHOWN. SOLDER CONTACT TO CENTER CONDUCTOR AS SHOWN.

SOLDER

.010
[0.25]

3. INSERT BODY INTO THE CONTACT UNTIL CONTACT SITS FLUSH TO THE DIELECTRIC. SOLDER BODY TO CABLE.



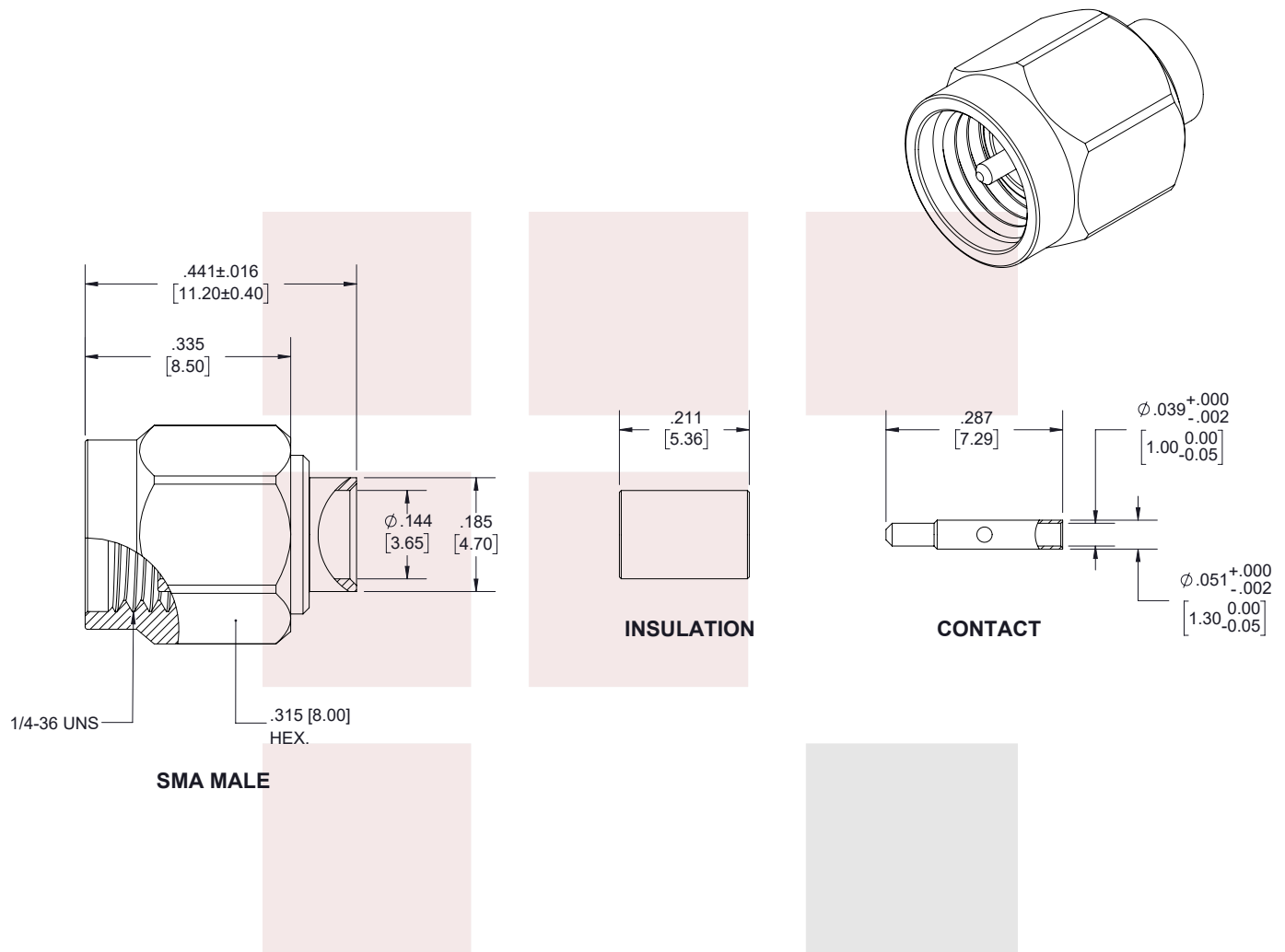
SMA Male Connector Solder Attachment for RG402, RG402 Tinned, .141 SR Cable from Fairview Microwave is in-stock and available to ship same-day. All of our RF/microwave products are available off-the-shelf from our ISO 9001:2008 certified facilities in Allen, Texas. Fairview Microwave is RF on-demand.

For additional information on this product, please click the following link: [SMA Male Connector Solder Attachment for RG402, RG402 Tinned, .141 SR Cable SC3011](#)

URL: <https://www.fairviewmicrowave.com/sma-male-rg402-connector-sc3011-p.aspx>

The information contained in this document is accurate to the best of our knowledge and representative of the part described herein. It may be necessary to make modifications to the part and/or the documentation of the part, in order to implement improvements. Fairview Microwave reserves the right to make such changes as required. Unless otherwise stated, all specifications are nominal. Fairview Microwave does not make any representation or warranty regarding the suitability of the part described herein for any particular purpose, and Fairview Microwave does not assume any liability arising out of the use of any part or documentation.





STANDARD TOLERANCES

.X ±0.2
.XX ±0.01
.XXX ±0.005

*STANDARD TOLERANCES APPLY
ONLY TO DIMENSIONS IN INCHES

NOTES:
1. UNLESS OTHERWISE SPECIFIED ALL DIMENSIONS ARE NOMINAL.
2. ALL SPECIFICATIONS ARE SUBJECT TO CHANGE WITHOUT NOTICE AT ANY TIME.
3. DIMENSIONS ARE IN INCHES [mm].

| | | | | |
|---|----------|----------|-----------|--------|
| TITLE | DWG NO | | CAGE CODE | |
| | SC3011 | | 3FKR5 | |
| SMA Male Connector Solder Attachment for RG402, RG402 Tinned, .141 SR Cable | CAD FILE | 09/14/18 | SHEET | 1 OF 1 |
| | SCALE | N/A | SIZE | A |
| | | | | 7361 |