

75 Ohm BNC Female Bulkhead Connector Clamp/ Solder Attachment for RG59, RG62, RG71 Cable , .480 inch D Hole

75 Ohm BNC female bulkhead connector with clamp/solder attachment for RG59, RG62 and RG71 (.480 inch D hole), part number FMCN1609, from Fairview Microwave is in-stock and ships same day. Fairview's FMCN1609 bulkhead BNC connector enables designers to make external connections on product enclosures, and can be used in a variety of other rack mount and panel mount applications.

Fairview's 75 ohm BNC female bulkhead connector FMCN1609 datasheet specifications and outline drawing are shown in this PDF below. Our extensive offering of RF, microwave and millimeter wave connectors allows designers to configure and customize their signal connections however they like. From providing an I/O for a board design to creating a custom cable assembly configuration, Fairview Microwave has a connector solution to meet your needs. Fairview Microwave also has the expertise to build your custom cable assemblies for you and ship them same-day.

Mechanical Specifications

Size	
Length	1.15 in [29.21 mm]
Width/Dia.	0.688 in [17.48 mm]
Weight	0.0415 lbs [18.82 g]

Material Specifications

Description	Material	Plating
Contact		Silver QQ-S-365
Insulation	PTFE	
Body	Brass	Nickel QQ-N-290

Environmental Specifications

Temperature	
Operating Range	-65 to +165 deg C

Compliance Certifications (see [product page](#) for current document)

Plotted and Other Data

Notes:



Configuration:

- BNC Female Connector
- MIL-STD-348
- 75 Ohms
- Straight Body Geometry
- RG59, RG62, RG71 Interface Type
- Clamp/Solder Attachment
- Bulkhead

Features:

- Silver Plated Contact
- Contact plating according to QQ-S-365

Applications:

- General Purpose Test
- Rack and Panel Mount Applications
- Custom Cable Assemblies
- CATV


Fairview Microwave
301 Leora Ln., Suite 100
Lewisville, TX 75056
Tel: 1-800-715-4396 / (972) 649-6678
Fax: (972) 649-6689
www.fairviewmicrowave.com
sales@fairviewmicrowave.com

75 Ohm BNC Female Bulkhead Connector Clamp/Solder Attachment for RG59, RG62, RG71 Cable , .480 inch D Hole from Fairview Microwave is in-stock and available to ship same-day. All of our RF/microwave products are available off-the-shelf from our ISO 9001:2008 certified facilities in Lewisville, Texas. Fairview Microwave is RF on-demand.

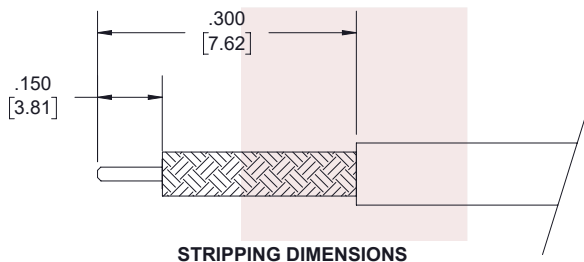
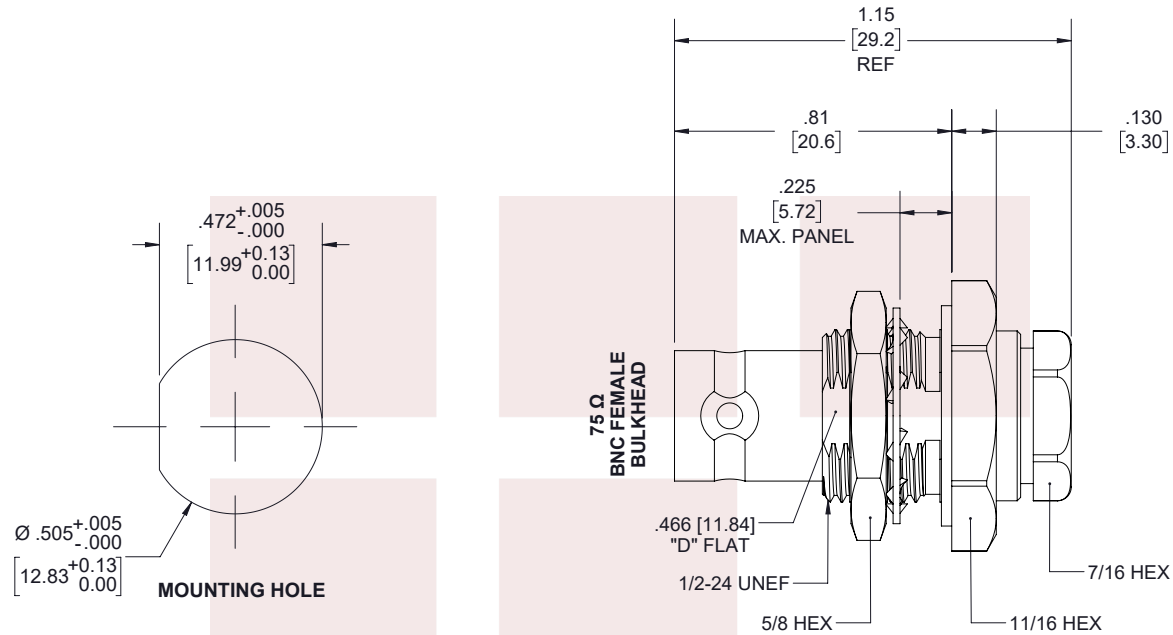
For additional information on this product, please click the following link: [75 Ohm BNC Female Bulkhead Connector Clamp/Solder Attachment for RG59, RG62, RG71 Cable , .480 inch D Hole FMCN1609](#)

URL: <https://www.fairviewmicrowave.com/bnc-female-rg59-rg62-rg71-connector-fmcn1609-p.aspx>

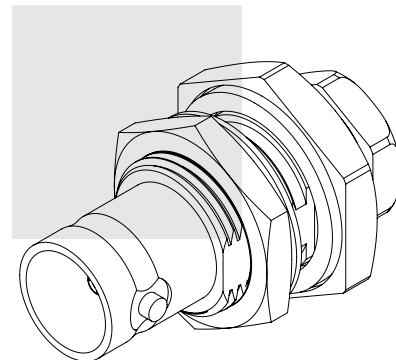
The information contained in this document is accurate to the best of our knowledge and representative of the part described herein. It may be necessary to make modifications to the part and/or the documentation of the part, in order to implement improvements. Fairview Microwave reserves the right to make such changes as required. Unless otherwise stated, all specifications are nominal. Fairview Microwave does not make any representation or warranty regarding the suitability of the part described herein for any particular purpose, and Fairview Microwave does not assume any liability arising out of the use of any part or documentation.



REVISIONS			
REV.	DESCRIPTION	DATE	APPROVED
A	INITIAL RELEASE	2/21/2020	S.ELLIS



- NOTES:
- CABLE ATTACHMENT:
 - OUTER: CLAMP.
 - INNER: SOLDER.



THESE COMMODITIES, TECHNOLOGY OR SOFTWARE WERE EXPORTED FROM THE UNITED STATES IN ACCORDANCE WITH THE EXPORT ADMINISTRATION REGULATIONS. DIVERSION CONTRARY TO U.S. LAW PROHIBITED.

TITLE
75 Ohm BNC Female Bulkhead Connector Clamp/
Solder Attachment for RG59, RG62, RG71 Cable ,
.480 inch D Hole

UNLESS OTHERWISE SPECIFIED LEADING DIMENSIONS ARE INCHES
DIMENSIONS IN [] ARE MILLIMETERS

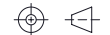
TOLERANCES:

.X = ±.2 [5.08] FRACTIONS
.XX = ±.02 [51] ± 1/32
.XXX = ±.005 [13] ANGLES ± 1°

CABLE LENGTH (L) TOLERANCES:

L ≤ 12 [305] = +1 [25] / -0
12 [305] < L ≤ 60 [1524] = +2 [51] / -0
60 [1524] < L ≤ 120 [3048] = +4 [102] / -0
120 [3048] < L ≤ 300 [7620] = +6 [152] / -0
300 [7620] < L = +5%L / -0

THIRD-ANGLE PROJECTION



THE INFORMATION AND
DESIGN IN THIS DOCUMENT
IS THE PROPERTY OF
FAIRVIEW MICROWAVE CORPORATION.
ALL RIGHTS RESERVED.

SHEET 1 OF 2

SCALE N/A

ALL DIMENSIONS SHOWN ARE FOR REFERENCE ONLY.				
SIZE A	CAGE CODE 3FKR5	DRAWN BY K.DANG	ITEM NO. FMCN1609	REV A

T-Rev.D