



N Female to 2.2-5 Male Adapter, Low PIM

RF Adapters Technical Data Sheet

PE9794

Configuration

- N Female Connector 1
- 2.2-5 Male Connector 2
- 50 Ohm
- Low PIM Design
- Straight Body Geometry

Features

- Max VSWR of 1.25:1 up to 8 GHz
- Typical PIM levels of -160 dBc
- Silver Plated Beryllium Copper Contact
- VSWR of 1.25:1 max up to 8 GHz
- PIM levels better than -160 dBc
- Corrosion Resistant Tri-Metal finish

Applications

- Allows Connection Between Series
- General Purpose Test
- Low PIM Applications
- Mobile Communications Systems
- Base Stations
- Distributed Antenna Systems
- Small Cells
- Feeder Cables

Description

Pasternack's PE9794 type N female to 2.2-5 male adapter is part of our full line of RF components available for same-day shipping. Our type N to 2.2-5 adapter has a female to male gender configuration in a low PIM design. PE9794 type N female to 2.2-5 male adapter operates to 8 GHz. The Pasternack RF adapter provides excellent VSWR of 1.25:1 maximum and passive intermodulation of -160 dBc typical.

RF adapters are often used to enable connections between two connector types that would otherwise not mate. Certain adapter configurations can also be used to protect connectors on expensive equipment where the number of connect/disconnect cycles is high. An RF, microwave or millimeter wave adapter is connected to the equipment, and the commonly changed connection is made with the adapter which can be easily replaced when it wears out after high usage; such adapters are referred to as connector savers. Pasternack also offers bulkhead, panel mount, hermetically sealed, reverse polarity, and isolated ground adapter varieties to serve all of your RF, microwave and millimeter wave needs.

Electrical Specifications

Description	Minimum	Typical	Maximum	Units
Frequency Range	DC		8	GHz
VSWR			1.25:1	
Passive Intermodulation		-160		dBc
Dielectric Withstanding Voltage (AC)			750	Vrms

Mechanical Specifications

Size	
Length	1.39 in [35.31 mm]
Width	0.69 in [17.53 mm]
Weight	0.09 lbs [40.82 g]

Click the following link (or enter part number in "SEARCH" on website) to obtain additional part information including price, inventory and certifications: [N Female to 2.2-5 Male Adapter, Low PIM PE9794](#)



N Female to 2.2-5 Male Adapter, Low PIM

RF Adapters Technical Data Sheet

PE9794

Description	Connector 1	Connector 2
Type	N Female	2.2-5 Male
Polarity	Standard	Standard

Material Specifications

Description	Connector 1		Connector 2	
	Material	Plating	Material	Plating
Type	N Female		2.2-5 Male	
Contact	Beryllium Copper	Silver	Beryllium Copper	Silver
Insulation	PTFE		PTFE	
Outer Conductor	Beryllium Copper	Silver		
Body	Brass	Tri-Metal	Brass	Tri-Metal
Coupling Nut			Brass	Tri-Metal

Environmental Specifications

Temperature

Operating Range -40 to +155 °C

Compliance Certifications (see [product page](#) for current document)

Plotted and Other Data

Notes:

Click the following link (or enter part number in "SEARCH" on website) to obtain additional part information including price, inventory and certifications: [N Female to 2.2-5 Male Adapter, Low PIM PE9794](#)



N Female to 2.2-5 Male Adapter, Low PIM

RF Adapters Technical Data Sheet

PE9794

N Female to 2.2-5 Male Adapter, Low PIM from Pasternack Enterprises has same day shipment for domestic and International orders. Our RF, microwave and millimeter wave products maintain a 99.4% availability and are part of the broadest selection in the industry.

Click the following link (or enter part number in "SEARCH" on website) to obtain additional part information including price, inventory and certifications: [N Female to 2.2-5 Male Adapter, Low PIM PE9794](https://www.pasternack.com/n-female-2.2-5-male-straight-adapter-pe9794-p.aspx)

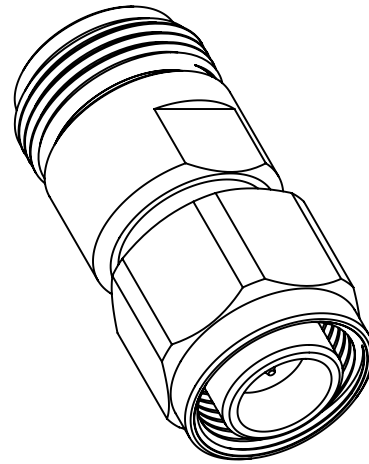
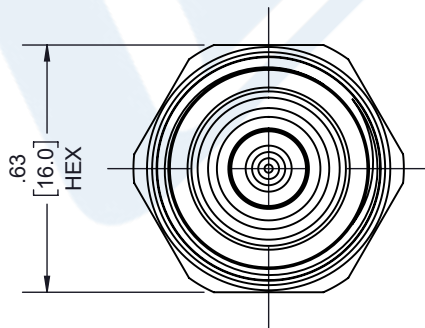
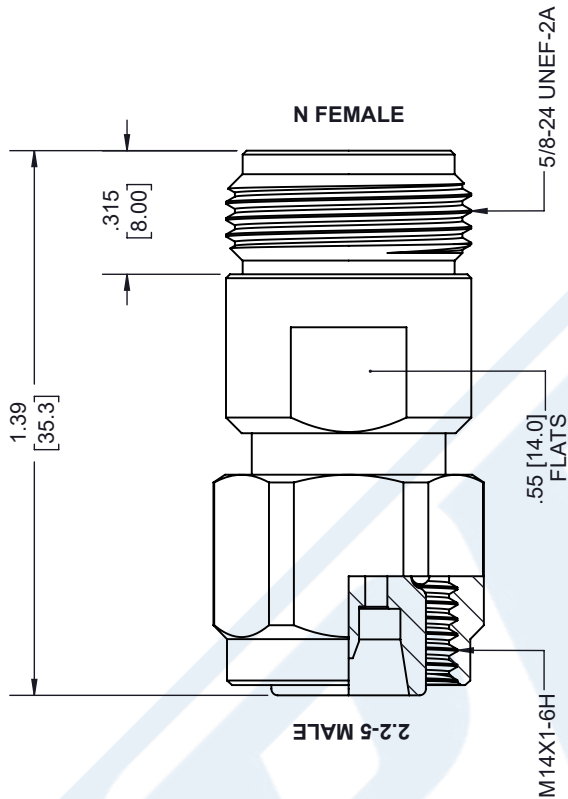
URL: <https://www.pasternack.com/n-female-2.2-5-male-straight-adapter-pe9794-p.aspx>

The information contained in this document is accurate to the best of our knowledge and representative of the part described herein. It may be necessary to make modifications to the part and/or the documentation of the part, in order to implement improvements. Pasternack reserves the right to make such changes as required. Unless otherwise stated, all specifications are nominal. Pasternack does not make any representation or warranty regarding the suitability of the part described herein for any particular purpose, and Pasternack does not assume any liability arising out of the use of any part or documentation.

PE9794 CAD Drawing

N Female to 2.2-5 Male Adapter, Low PIM

REVISIONS			
REV.	DESCRIPTION	DATE	APPROVED
A	INITIAL RELEASE	6/25/2021	A. GANWANI



UNLESS OTHERWISE SPECIFIED
LEADING DIMENSIONS ARE INCHES
DIMENSIONS IN [] ARE MILLIMETERS

TOLERANCES:
 .X = ±.2 [5.08]
 .XX = ±.02 [.51]
 .XXX = ±.005 [.13]
 ANGLES ± 1°
 CABLE LENGTH (L) TOLERANCES:
 L ≤ 12 [305] = +1 [25] / -0
 12 [305] < L ≤ 60 [1524] = +2 [51] / -0
 60 [1524] < L ≤ 120 [3048] = +4 [102] / -0
 120 [3048] < L ≤ 300 [7620] = +6 [152] / -0
 300 [7620] < L = +5% / -0
 ALL DIMENSIONS SHOWN
 ARE FOR REFERENCE ONLY.

PASTERNAK
an INFINITE brand

Pasternack Enterprises, Inc.
P.O. Box 16759, Irvine, CA 92623.
Phone: 1.949.261.1920 | 1.866.727.8376
Fax: 1.949.261.7451
Website: www.pasternack.com
E-mail: sales@pasternack.com

THIRD-ANGLE PROJECTION	THE INFORMATION AND DESIGN IN THIS DOCUMENT IS THE PROPERTY OF PASTERNAK CORPORATION. ALL RIGHTS RESERVED.	SHEET 1 OF 1	SCALE N/A
REV	REV	ITEM NO.	ITEM NO.
A	53919	K.DANG	PE9794