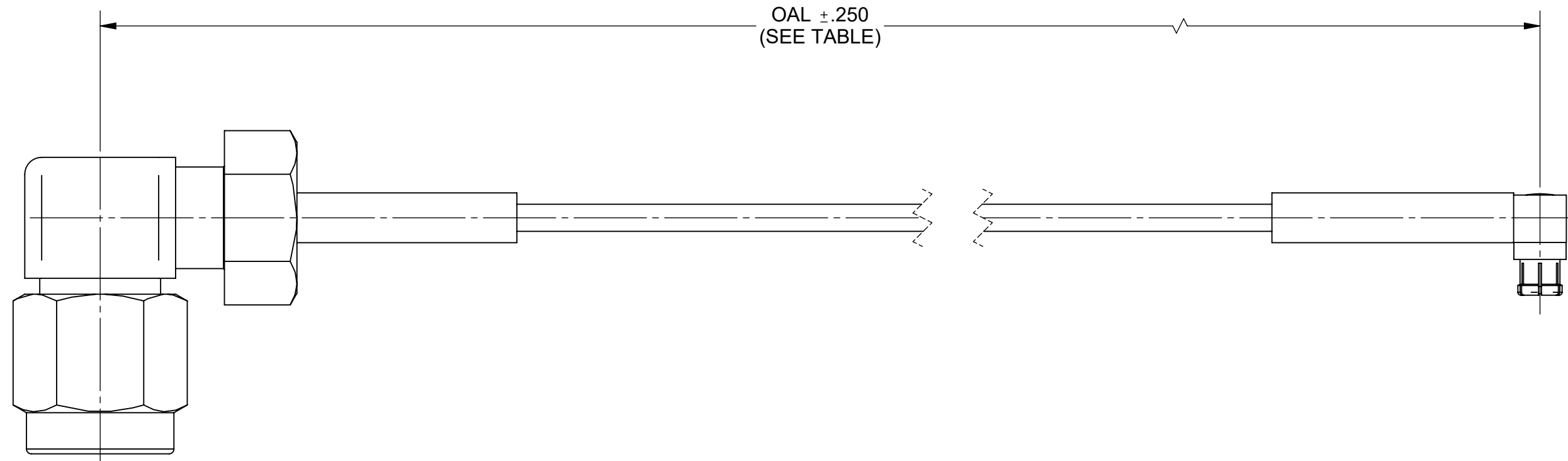


# PRODUCT DATA DRAWING

REVISION HISTORY			
REV	DESCRIPTION	DATE	APPROVED
A	DCN 52732	07/23	SEE PDM



## MATERIAL:

CONNECTORS: 2.92mm MALE R/A (SF1512-60028)  
 SMPM FEMALE R/A (3269-4001)

CABLE: FLEXIBLE Ø.047 CABLE (200-70-479)


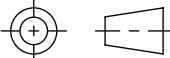
SHRINK TUBING: M23053/5

## PERFORMANCE:

IMPEDANCE: 50 OHMS

FREQ. RANGE: DC TO 20.0 GHz

SV P/N	OAL
7015-0996	6.000
7015-0997	12.000

MATERIAL: SEE NOTES	DIMENSIONS ARE IN INCHES TOLERANCES: FRACTIONAL: ±1/64 ANGULAR: X° ±1°0' X'X' ±15'	UNLESS OTHERWISE SPECIFIED 1) ALL DIMENSIONS ARE IN INCHES (MILLIMETERS) 2) ALL DIMENSIONS ARE AFTER PLATING. 3) BREAK CORNERS & EDGES .005 R. MAX. 4) CHAM. 1ST & LAST THREADS. 5) SURFACE ROUGHNESS 63-MIL-STD-10. 6) DIA: 'S ON COMMON CENTERS TO BE CONCENTRIC WITHIN .005 T.I.R. 7) REMOVE ALL BURRS	 Amphenol www.svmicrowave.com
FINISH: SEE NOTES	DECIMAL: X ±.030 .XX ±.010 .XXX ±.005		
SURFACE AREA: N/A	INTERPRET DIMENSIONS AND TOLERANCES PER ASME Y14.5M - 1994		TITLE: 2.9mm R/A MALE TO SMPM R/A FEMALE FOR FLEXIBLE .047 CABLE ASSEMBLY
PROPRIETARY THE INFORMATION CONTAINED IN THIS DRAWING IS THE SOLE PROPERTY OF SV MICROWAVE, INC. ANY REPRODUCTION IN PART OR AS A WHOLE WITHOUT THE WRITTEN PERMISSION OF SV MICROWAVE, INC IS PROHIBITED.	THIRD ANGLE PROJECTION	DRAWN: SJ 01/22/20	SIZE DWG. NO. B 7015-0996-0997
		CHECKED: SEE PDM	SCALE: 4:1
		APPROVED: SEE PDM	SHEET 1 OF 1