



Connectors > Circular Connectors > Standard Circular Connectors



Connector System: **Cable-to-Panel**

Connector Mounting Type: **Panel Mount**

Sealable: **No**

Circuit Application: **Power**

Shell Plating Material: **Electrodeposited Nickel**

Features

Product Type Features

Product Type	Connector Assembly
Connector System	Cable-to-Panel
Sealable	No
Circular Connector Type	Receptacle
Shell Type	Metal

Electrical Characteristics

Operating Voltage	250 VAC, 630 VAC
-------------------	------------------

Body Features

Environmental Protection	IP67
Shell Plating Material	Electrodeposited Nickel
Shell Base Material	Zinc Alloy
Circular Connector Insulation Material Type	PBT+PA

Mechanical Attachment

Mating Retention Type	Speedtec (Triple Start Threaded)
-----------------------	----------------------------------

Panel Mount Feature Type	Flange with Mounting Holes
Connector Mounting Type	Panel Mount

Housing Features

Circular Connector Shell Size	23
-------------------------------	----

Usage Conditions

Operating Temperature Range	-20 - 130 °C[-4 - 266 °F]
-----------------------------	---------------------------

Operation/Application

Durability Rating	500 Cycles
Circuit Application	Power
Shielded	Yes

Industry Standards

UL Flammability Rating	UL 94V-0
Compatible With Approved Standards Products	UL

Product Compliance

For compliance documentation, visit the product page on TE.com>

EU RoHS Directive 2011/65/EU	Compliant with Exemptions
EU ELV Directive 2000/53/EC	Compliant with Exemptions
China RoHS 2 Directive MIIT Order No 32, 2016	Restricted Materials Above Threshold
EU REACH Regulation (EC) No. 1907/2006	Current ECHA Candidate List: JAN 2024 (240) Candidate List Declared Against: JUNE 2023 (235) SVHC > Threshold: Pb (3.5% in Component part) Article Safe Usage Statements: Do not eat, drink or smoke when using this product. Wash thoroughly after handling. Recycle if possible and dispose of the article by following all applicable governmental regulations relevant to your geographic location.
Halogen Content	Not Yet Reviewed for halogen content
Solder Process Capability	Not applicable for solder process capability








Product Compliance Disclaimer

This information is provided based on reasonable inquiry of our suppliers and represents our current actual knowledge based on the information they provided. This information is subject to change. The part numbers that TE has identified as EU RoHS compliant have a maximum concentration of 0.1% by weight in homogenous materials for lead, hexavalent chromium, mercury, PBB, PBDE, DBP, BBP, DEHP, DIBP, and 0.01% for cadmium, or qualify for an exemption to these limits as defined in the Annexes of Directive 2011/65/EU (RoHS2). Finished electrical and electronic equipment products will be CE marked as required by Directive 2011/65/EU. Components may not be CE marked. Additionally, the part numbers that TE has identified as EU ELV compliant have a maximum concentration of 0.1% by weight in homogenous materials for lead, hexavalent chromium, and mercury, and 0.01% for cadmium, or qualify for an exemption to these limits as defined in the Annexes of Directive 2000/53/EC (ELV). Regarding the REACH Regulation, the information TE provides


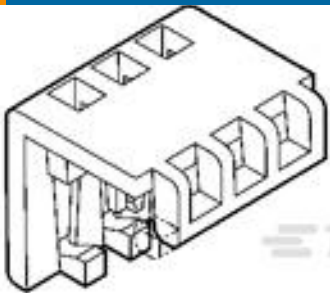








on SVHC in articles for this part number is based on the latest European Chemicals Agency (ECHA) 'Guidance on requirements for substances in articles' posted at this URL: <https://echa.europa.eu/guidance-documents/guidance-on-reach>

Compatible Parts

 TE Part # BSA078N00420235000 923 PLUG	 TE Part # C0-0003-000-000 POSITIONING INSERT FOR 1 MM CONTACTS	 TE Part # C0-0004-000-000 POSITIONING INSERT FOR 2 MM CONTACTS	 TE Part # C0-0201-000-P00 CRIMPING TOOL MID-SIZE
 TE Part # C0-0236-000-P00 DIGITAL CRIMPING TOOL, MID SIZE	 TE Part # C0-0101-000-P00 CRIMPING TOOL SMALL WITH POSITIONER	 TE Part # C0-0235-000-P00 DIGITAL CRIMPING TOOL, SMALL	

Customers Also Bought

 TE Part # 1-640454-5 15P MTA100 HDR ASSY SQ STR POL	 TE Part # 1-643075-5 15P MTA100 MOLDED COVER	 TE Part # 53246-2 TERMINAL,PG SPR SPD 12-10 6	 TE Part # 2238143-1 250 FASTON,REC.,22-18 AWG,NPST
 TE Part # 2299286-2 POD-LOK 187 STR. AWG 20-16 PTPBR GF	 TE Part # BEA863M0400150A000 917 RECEPTACLE, SPEEDTEC-READY	 TE Part # 61-0172-080-027 BANDOLEER CONTACT PIN 1MM, 380 PCS ROL	 TE Part # BFC110M11000207000 923 RECEPTACLE, ANGLED

Documents

- CAD Files
- 3D PDF
- 3D



Customer View Model

[ENG_CVM_CVM_BEA120N00000241000_A.2d_dxf.zip](#)

English

Customer View Model

[ENG_CVM_CVM_BEA120N00000241000_A.3d_igs.zip](#)

English

Customer View Model

[ENG_CVM_CVM_BEA120N00000241000_A.3d_stp.zip](#)

English

By downloading the CAD file I accept and agree to the [Terms and Conditions](#) of use.

Datasheets & Catalog Pages

[BEA120N00000241000](#)

English

[fuer Datenblaetter, die online konfigurierbar sind](#)

German

Product Specifications

German