



SERIES 805 TRIPLE-START ACME THREAD Mighty Mouse Connectors and Cables



Environmental Receptacles with Integral Shield Termination Platform or Accessory Threads



Series 805 Environmental Receptacles feature gold-plated crimp contacts, held in place with beryllium copper retention clips. Series supports signal, power, coax (RF), and high-speed twinax and quadrax, sizes #23, #20, #20HD, #16, #12, and #8. Select integral band platform for direct attachment of a cable shield. Platform includes boot groove for easy installation of environmental shrink boot. Select accessory thread for attachment of backshells or strain relief clamps.

How To Order		805-004	-02	NF	9-10	P	A
Sample Part Number							
Series (See Table I)	805-003 = Receptacle with Banding Platform 805-004 = Receptacle with Accessory Thread						
Shell Style (See Table II)	-01 = In-line -02 = Square Flange Front or Rear Mount -12 = Square Flange Rear Mount Non-Locking Clinch Nuts* -22 = Square Flange Rear Mount Locking Clinch Nuts* -07 = Jam-Nut for Rear Panel Mounting						
Shell Material and Finish	C = Aluminum / Black Anodize (Non-Conductive); RoHS Compliant M = Aluminum / Electroless Nickel; RoHS Compliant MT = Aluminum / Nickel-PTFE RoHS Compliant NF = Aluminum / Cadmium with Olive Drab Chromate ZNU = Aluminum / Zinc-Nickel with Black Chromate Z1 = Stainless Steel / Passivated; RoHS Compliant ZB = Stainless Steel / Olive Drab Chromate over Cadmium ZC = Stainless Steel / Zinc Cobalt Alloy/Black Chromate						
Shell Size - Insert Arrangement	See Contact Arrangements Page J-6						
Contact Type	Connector supplied with crimp contacts P = Pin G = #23 Pin with 30 AWG Crimp Barrel S = Socket H = #23 Socket with 30 AWG Crimp Barrel For coax contacts, order contacts separately and order connector without contacts.	Connector supplied without contacts A = Pin Connector, less contacts B = Socket Connector, less contacts					
Shell Key Positions (See Table III)	A = Normal B = Pos. B C = Pos. C D = Pos. D E = Pos. E F = Pos. F						

* Consult Factory for SST Material

Table I: Series	
805-003 Receptacle with Banding Platform	805-004 Receptacle with Accessory Thread

Table II: Shell Style		
-01 In-line Receptacle	-02, -12, -22 Square Flange	-07 Jam-Nut

Table III: Keyway Positions		
Pos.	A	B
A (Normal)	150°	210°
B	75°	210°
C	95°	230°
D	140°	275°
E	75°	275°
F	95°	210°

NOTES

- Contacts are crimp type and used in rear release retention system
- This receptacle mates with all quick coupling high density plug connectors with same polarization and opposite contact gender
- For all insert arrangements with size #8 contacts add .227" to overall length
- Grommet protrudes for power/combo/#8 arrangements
- Maximum panel thickness for 01, 02, 12, and 22 is .100 (2.54) max
- See J-11 for panel cut-out dimensions

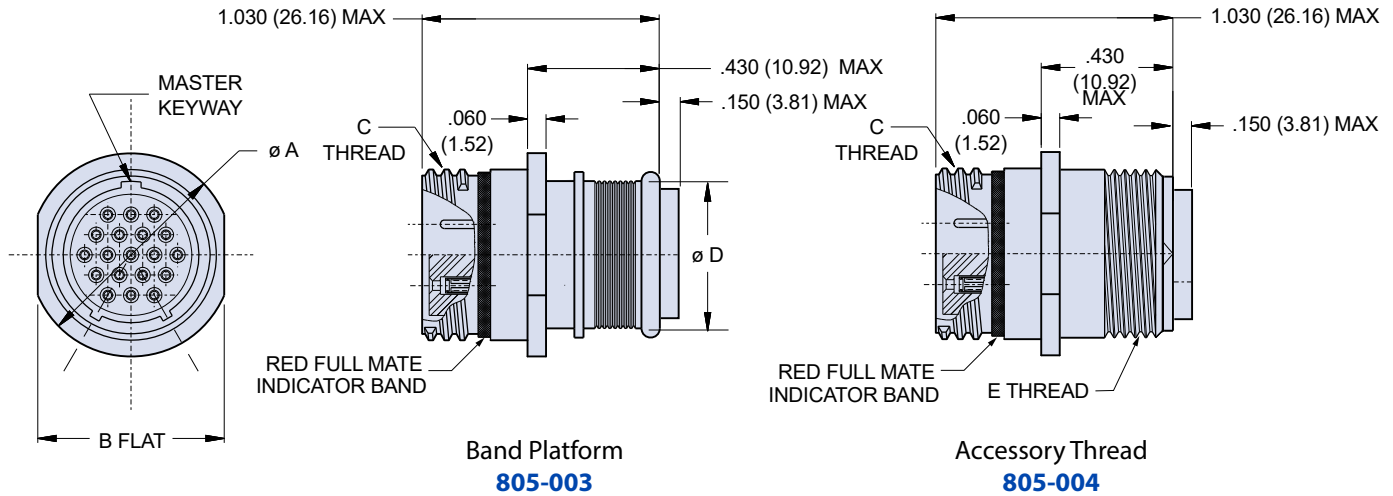


SERIES 805 TRIPLE-START ACME THREAD Mighty Mouse Connectors and Cables



Square Flange Receptacle with Integral Shield Termination Platform or Accessory Threads

IN-LINE CABLE RECEPTACLE - SHELL STYLE 01



Dimensions					
Shell Size	Ø A	B Flat	C Thread	Ø D	E Accessory Thread
8	.540 (13.72)	.510 (12.95)	.5000-.1P-.3L-TS-2A	.316 (8.03)	.3750-32 UNEF-2A
9	.605 (15.37)	.575 (14.60)	.5625-.1P-.3L-TS-2A	.397 (10.08)	.4375-28 UNEF-2A
10	.668 (16.97)	.638 (16.21)	.6250-.1P-.3L-TS-2A	.472 (11.99)	.5000-28 UNEF-2A
11	.730 (18.54)	.700 (17.78)	.6875-.1P-.3L-TS-2A	.519 (13.18)	.5625-24 UNEF-2A
12	.793 (20.14)	.763 (19.38)	.7500-.1P-.3L-TS-2A	.585 (14.86)	.6250-24 UNEF-2A
13	.855 (21.72)	.825 (20.96)	.8125-.1P-.3L-TS-2A	.646 (16.41)	.6875-24 UNEF-2A
15	.980 (24.89)	.950 (24.13)	.9375-.1P-.3L-TS-2A	.687 (17.45)	.7500-20 UNEF-2A
18	1.165 (29.59)	1.135 (28.83)	1.1250-.1P-.3L-TS-2A	.884 (22.45)	.9375-20 UNEF-2A
19	1.235 (31.37)	1.205 (30.61)	1.1875-.1P-.3L-TS-2A	.884 (22.45)	.9375-20 UNEF-2A
21	1.360 (34.54)	1.330 (33.78)	1.3125-.1P-.3L-TS-2A	1.003 (25.48)	1.0625-18 UNEF-2A
23	1.485 (37.72)	1.455 (36.96)	1.4375-.1P-.3L-TS-2A	1.134 (28.80)	1.1875-18 UNEF-2A

Materials and Finishes

- Connector shell: aluminum or stainless steel / see how to order table
- Insulators: high-grade rigid dielectric / N.A
- Interfacial seal: fluorosilicone rubber, blue
- Contact: copper alloy, gold plate per ASTM B 488, Type II, Code C, Class 1.25 over a suitable underplate

SERIES 805 TRIPLE-START ACME THREAD

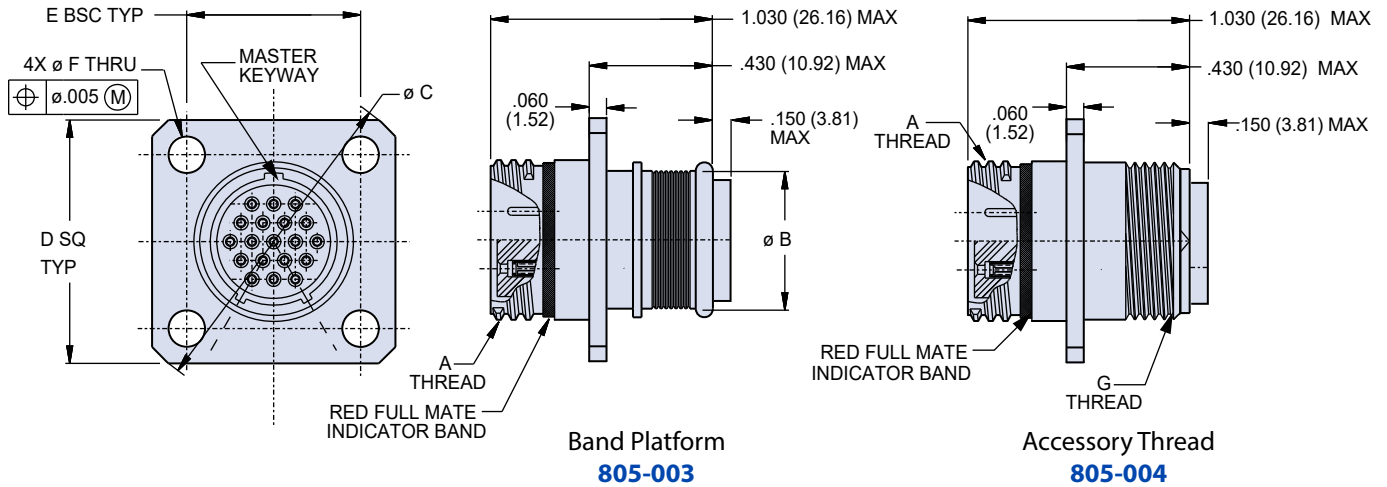


SERIES 805 TRIPLE-START ACME THREAD Mighty Mouse Connectors and Cables



Square Flange Receptacle with Integral Shield Termination Platform or Accessory Threads

SQUARE FLANGE, FRONT OR REAR PANEL MOUNT RECEPTACLE - SHELL STYLE 02



Dimensions							
Shell Size	A Thread	ϕ B	ϕ C	D Sq Typ	E Bsc	ϕ F $\pm .003$ (.08)	G Thread
8	.5000-1P-.3L-TS-2A	.316 (8.03)	1.150 (29.21)	.850 (21.59)	.660 (16.76)	.096 (2.44) .091 (2.31)	.3750-32 UNEF-2A
9	.5625-1P-.3L-TS-2A	.397 (10.08)	1.230 (31.24)	.913 (23.19)	.723 (18.36)		.4375-28 UNEF-2A
10	.6250-1P-.3L-TS-2A	.472 (11.99)	1.330 (33.78)	.975 (24.76)	.785 (19.94)		.5000-28 UNEF-2A
11	.6875-1P-.3L-TS-2A	.519 (13.18)	1.410 (35.81)	1.039 (26.39)	.848 (21.54)		.5625-24 UNEF-2A
12	.7500-1P-.3L-TS-2A	.585 (14.86)	1.500 (38.10)	1.099 (27.91)	.909 (23.09)		.6250-24 UNEF-2A
13	.8125-1P-.3L-TS-2A	.646 (16.41)	1.590 (40.39)	1.163 (29.54)	.973 (24.71)		.6875-24 UNEF-2A
15	.9375-1P-.3L-TS-2A	.687 (17.45)	1.750 (44.45)	1.288 (32.72)	1.058 (26.87)	.130 (3.30) .126 (3.20)	.7500-20 UNEF-2A
18	1.1250-1P-.3L-TS-2A	.884 (22.45)	2.000 (50.80)	1.475 (37.47)	1.255 (31.88)		.9375-20 UNEF-2A
19	1.1875-1P-.3L-TS-2A	.884 (22.45)	2.094 (53.19)	1.537 (39.04)	1.327 (33.71)		.9375-20 UNEF-2A
21	1.3125-1P-.3L-TS-2A	1.003 (25.48)	2.270 (57.66)	1.663 (42.24)	1.452 (36.88)		1.0625-18 UNEF-2A
23	1.4375-1P-.3L-TS-2A	1.134 (28.80)	2.440 (61.98)	1.787 (45.39)	1.570 (39.88)		1.1875-18 UNEF-2A

Materials and Finishes

- Connector shell: aluminum or stainless steel / see how to order table
- Insulators: high-grade rigid dielectric / N.A
- Interfacial seal: fluorosilicone rubber, blue
- Contact: copper alloy, gold plate per ASTM B 488, Type II, Code C, Class 1.25 over a suitable underplate

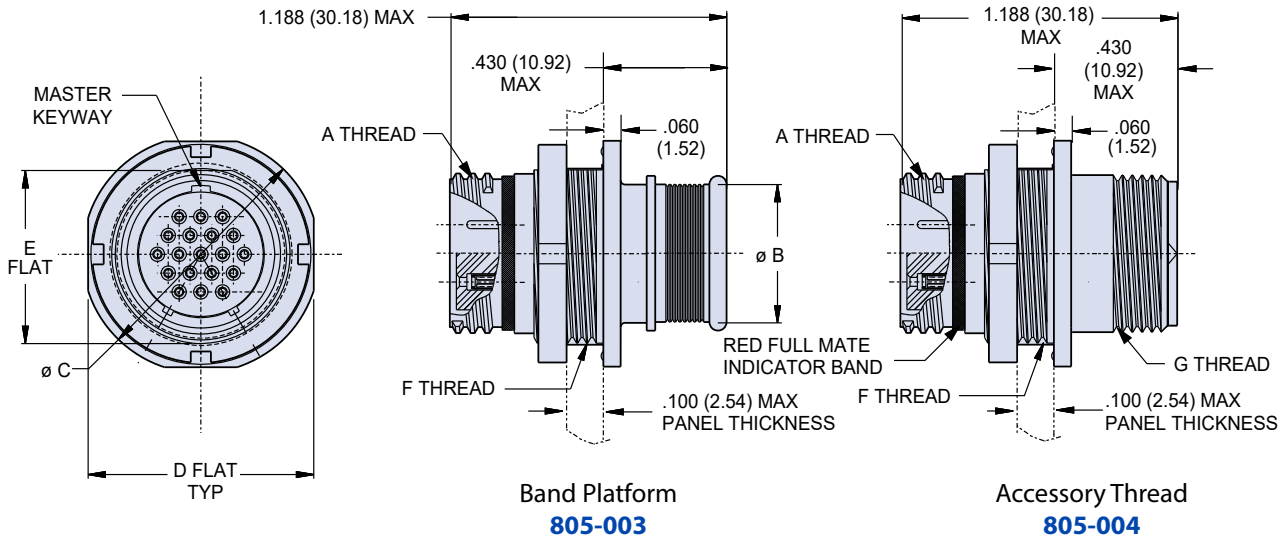


SERIES 805 TRIPLE-START ACME THREAD Mighty Mouse Connectors and Cables



Jam-Nut Receptacle with Integral Shield Termination Platform or Accessory Thread

JAM-NUT, REAR PANEL MOUNT RECEPTACLE - SHELL STYLE 07



Dimensions							
Shell Size	A Thread .1P-.3L-TS-2A	Ø B	Ø C	D Flat	E Flat	F Threads	G Accessory Thread
8	.5000	.316 (8.03)	.760 (19.30)	.730 (18.54)	.535 (13.59)	.5625-28 UNEF-2A	.3750-32 UNEF-2A
9	.5625	.397 (10.08)	.880 (22.35)	.850 (21.59)	.661 (16.79)	.6875-28 UN-2A	.4375-28 UNEF-2A
10	.6250	.472 (11.99)	.880 (22.35)	.850 (21.59)	.661 (16.79)	.6875-28 UN-2A	.5000-28 UNEF-2A
11	.6875	.519 (13.18)	.955 (24.26)	.925 (23.50)	.721 (18.31)	.7500-28 UN-2A	.5625-24 UNEF-2A
12	.7500	.585 (14.86)	1.060 (26.92)	1.035 (26.29)	.784 (19.91)	.8125-28 UN-2A	.6250-24 UNEF-2A
13	.8125	.646 (16.41)	1.120 (28.45)	1.090 (27.69)	.843 (21.41)	.8750-28 UN-2A	.6875-24 UNEF-2A
15	.9375	.687 (17.45)	1.203 (30.56)	1.173 (29.79)	.970 (24.64)	1.0000-28 UN-2A	.7500-20 UNEF-2A
18	1.1250	.884 (22.45)	1.389 (35.28)	1.359 (34.52)	1.147 (29.13)	1.1875-28 UN-2A	.9375-20 UNEF-2A
19	1.1875	.884 (22.45)	1.450 (36.83)	1.420 (36.07)	1.221 (31.01)	1.2500-28 UN-2A	.9375-20 UNEF-2A
21	1.3125	1.003 (25.48)	1.590 (40.39)	1.560 (39.62)	1.350 (34.29)	1.3750-28 UN-2A	1.0625-18 UNEF-2A
23	1.4375	1.134 (28.80)	1.705 (43.31)	1.675 (42.55)	1.470 (37.34)	1.5000-28 UN-2A	1.1875-18 UNEF-2A

Materials and Finishes

- Connector shell: aluminum or stainless steel / see how to order table
- Insulators: high-grade rigid dielectric / N.A
- Interfacial seal: fluorosilicone rubber, blue
- Contact: copper alloy, gold plate per ASTM B 488, Type II, Code C, Class 1.25 over a suitable underplate

SERIES 805 TRIPLE-START ACME THREAD

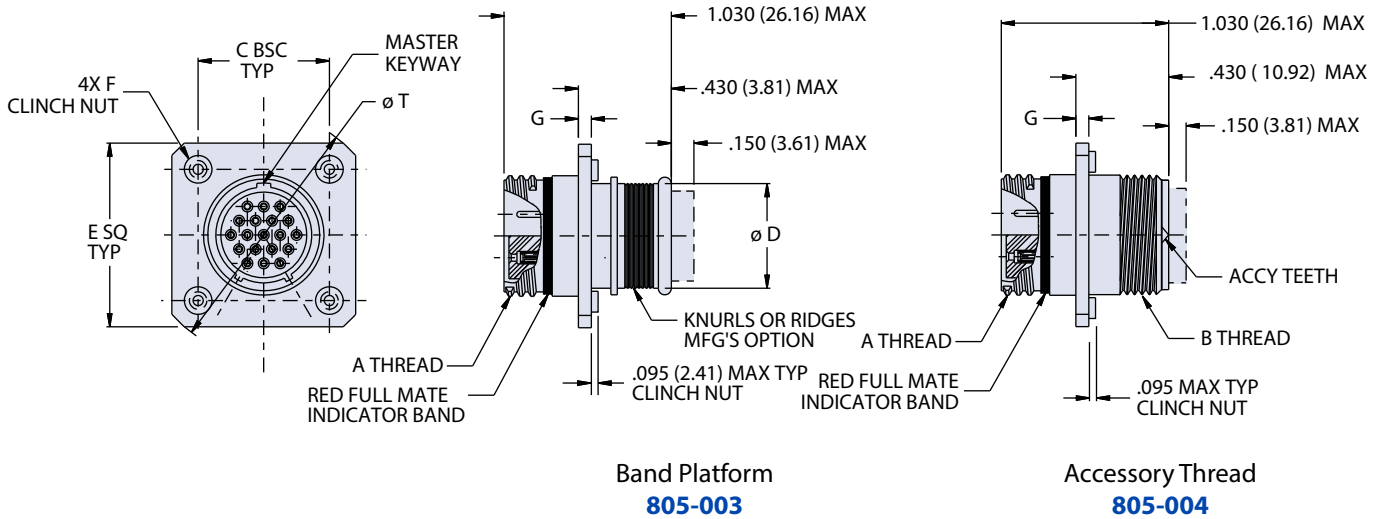


SERIES 805 TRIPLE-START ACME THREAD Mighty Mouse Connectors and Cables



Square Flange Receptacles with Integral Shield Termination Platform or Accessory Thread

SQUARE FLANGE, REAR PANEL MOUNT RECEPTACLE WITH CLINCH NUTS - SHELL STYLE 12/22



Dimensions								
Shell Size	A Thread	B Thread	C BSC	Ø D	E SQ	Ø T	F Clinch Nuts	G
8	.5000-.1P-.3L-TS-2A	.3750-32 UNEF-2A	.660 (16.76)	1.194 (30.33)	.920 (23.37)	1.194 (30.33)	2-56	.030 (0.76)
9	.5625-.1P-.3L-TS-2A	.4375-28 UNEF-2A	.723 (18.36)	1.283 (32.59)	.983 (24.97)	1.283 (32.59)		
10	.6250-.1P-.3L-TS-2A	.5000-28 UNEF-2A	.785 (19.94)	1.371 (34.82)	1.045 (26.54)	1.371 (34.82)		
11	.6875-.1P-.3L-TS-2A	.5625-24 UNEF-2A	.848 (21.54)	1.460 (37.08)	1.104 (28.04)	1.460 (37.08)		
12	.7500-.1P-.3L-TS-2A	.6250-24 UNEF-2A	.909 (23.09)	1.546 (39.27)	1.169 (29.69)	1.546 (39.27)		
13	.8125-.1P-.3L-TS-2A	.6875-24 UNEF-2A	.973 (24.71)	1.637 (41.58)	1.233 (31.32)	1.637 (41.58)		
15	.9375-.1P-.3L-TS-2A	.7500-20 UNEF-2A	1.058 (26.87)	1.817 (46.15)	1.378 (35.00)	1.817 (46.15)	4-40	.060
18	1.1250-.1P-.3L-TS-2A	.9375-20 UNEF-2A	1.255 (31.88)	2.096 (53.24)	1.575 (40.00)	2.096 (53.24)		
19	1.1875-.1P-.3L-TS-2A	.9375-20 UNEF-2A	1.327 (33.71)	2.197 (55.80)	1.647 (41.83)	2.197 (55.80)		
21	1.3125-.1P-.3L-TS-2A	1.0625-18 UNEF-2A	1.452 (36.88)	2.380 (60.45)	1.772 (45.01)	2.380 (60.45)		
23	1.4375-.1P-.3L-TS-2A	1.1875-18 UNEF-2A	1.570 (39.88)	2.541 (64.54)	1.890 (48.01)	2.541 (64.54)		

Materials and Finishes

- Connector shell: aluminum or stainless steel / see how to order table
- Insulators: high-grade rigid dielectric / N.A
- Interfacial seal: fluorosilicone rubber, blue
- Contact: copper alloy, gold plate per ASTM B 488, Type II, Code C, Class 1.25 over a suitable underplate