



Connectors > Circular Connectors > Standard Circular Connectors



Sealable: **No**

Contact Current Rating (Max): **10 A**

Circuit Application: **Signal**

Shell Base Material: **Brass**

Circular Connector Shell Size: **23, 27**

Features

Product Type Features

Sealable	No
Shell Type	Metal

Body Features

Shell Base Material	Brass
---------------------	-------

Contact Features

Contact Current Rating (Max)	10 A
Circular Connector Contact Type	Socket

Termination Features

Termination Method to Wire & Cable	Solder
------------------------------------	--------

Housing Features

Circular Connector Shell Size	23, 27
Alignment Keyed	0°

Operation/Application

Durability Rating	500 Cycles
-------------------	------------



Circuit Application

Signal

Product Compliance

[For compliance documentation, visit the product page on TE.com>](#)

EU RoHS Directive 2011/65/EU	Compliant with Exemptions
EU ELV Directive 2000/53/EC	Compliant with Exemptions
China RoHS 2 Directive MIIT Order No 32, 2016	Restricted Materials Above Threshold
EU REACH Regulation (EC) No. 1907/2006	Current ECHA Candidate List: JAN 2024 (240) Candidate List Declared Against: JUNE 2023 (235) SVHC > Threshold: Pb (3.5% in Component part) Article Safe Usage Statements: Do not eat, drink or smoke when using this product. Wash thoroughly after handling. Recycle if possible and dispose of the article by following all applicable governmental regulations relevant to your geographic location.
Halogen Content	Not Yet Reviewed for halogen content
Solder Process Capability	Not reviewed for solder process capability

Product Compliance Disclaimer

This information is provided based on reasonable inquiry of our suppliers and represents our current actual knowledge based on the information they provided. This information is subject to change. The part numbers that TE has identified as EU RoHS compliant have a maximum concentration of 0.1% by weight in homogenous materials for lead, hexavalent chromium, mercury, PBB, PBDE, DBP, BBP, DEHP, DIBP, and 0.01% for cadmium, or qualify for an exemption to these limits as defined in the Annexes of Directive 2011/65/EU (RoHS2). Finished electrical and electronic equipment products will be CE marked as required by Directive 2011/65/EU. Components may not be CE marked. Additionally, the part numbers that TE has identified as EU ELV compliant have a maximum concentration of 0.1% by weight in homogenous materials for lead, hexavalent chromium, and mercury, and 0.01% for cadmium, or qualify for an exemption to these limits as defined in the Annexes of Directive 2000/53/EC (ELV). Regarding the REACH Regulation, the information TE provides on SVHC in articles for this part number is based on the latest European Chemicals Agency (ECHA) 'Guidance on requirements for substances in articles' posted at this URL: <https://echa.europa.eu/guidance-documents/guidance-on-reach>

Compatible Parts

 <p>TE Part # 61-0006-011-000 CONTACT PIN 1 MM</p>	 <p>TE Part # ASA012G13100235000 623 PLUG</p>	 <p>TE Part # ASA071G34100235000 623 PLUG</p>
---	---	--

Customers Also Bought



TE Part #1768041-1
STD01Y-8



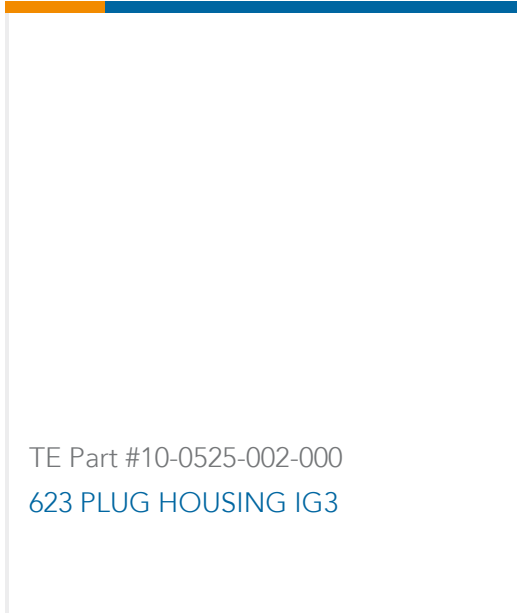
TE Part #60-0012-011-000
CONTACT SOCKET 2 MM



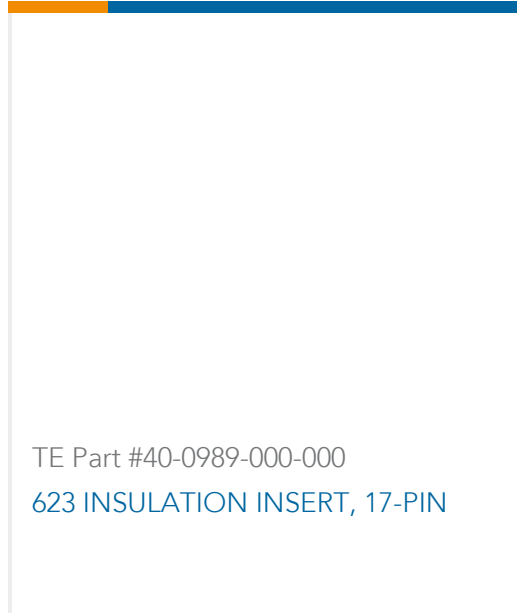
TE Part #61-0006-011-000
CONTACT PIN 1 MM



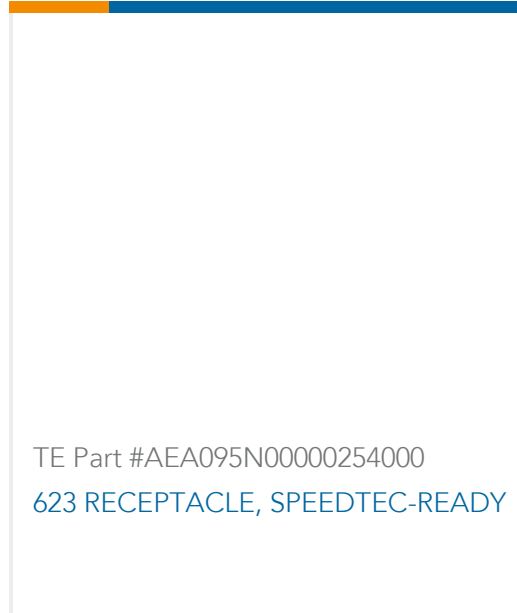
TE Part #AEA000N00000201000
623 RECEPTACLE, SPEEDTEC-READY



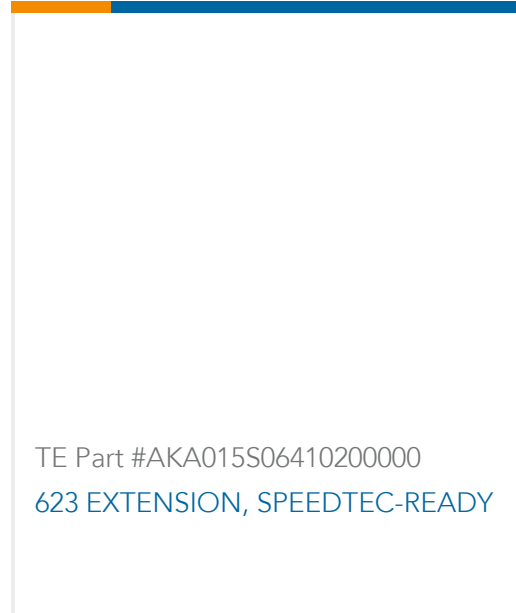
TE Part #10-0525-002-000
623 PLUG HOUSING IG3



TE Part #40-0989-000-000
623 INSULATION INSERT, 17-PIN



TE Part #AEA095N00000254000
623 RECEPTACLE, SPEEDTEC-READY



TE Part #AKA015S06410200000
623 EXTENSION, SPEEDTEC-READY

Documents

CAD Files

3D PDF

3D

Customer View Model

[ENG_CVM_CVM_60-0013-011-000_A.2d_dxf.zip](#)

English

Customer View Model

[ENG_CVM_CVM_60-0013-011-000_A.3d_igs.zip](#)

English

Customer View Model

[ENG_CVM_CVM_60-0013-011-000_A.3d_stp.zip](#)

English

By downloading the CAD file I accept and agree to the [Terms and Conditions](#) of use.

Datasheets & Catalog Pages

[60-0013-011-000](#)

English