

4

3

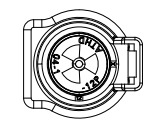
2

1

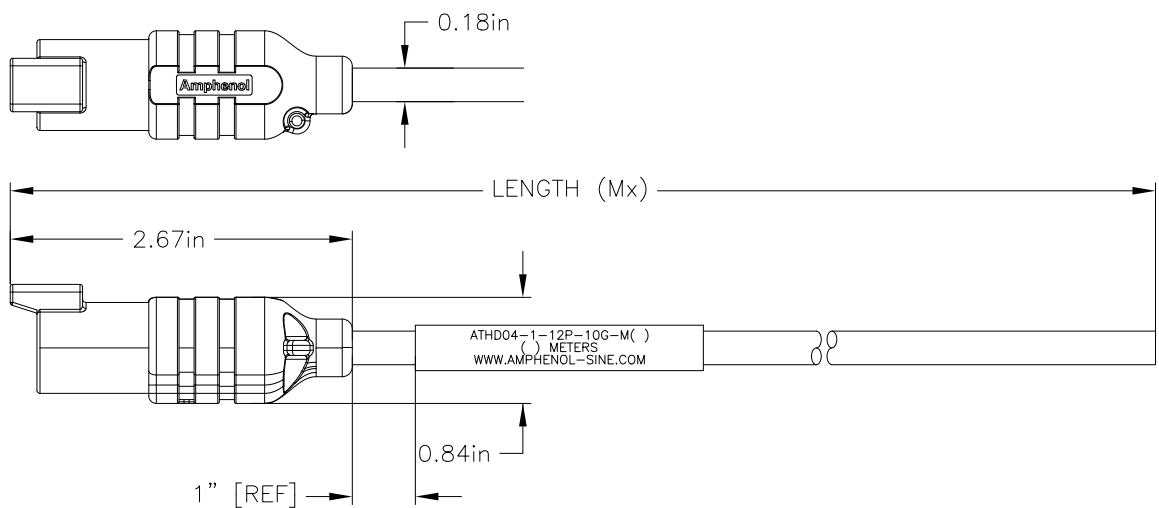
LENGTH TABLE	
PART NUMBER	LENGTH (METERS)
ATHD04-1-12P-10G-M1	1 (3.28FT)
ATHD04-1-12P-10G-M2	2 (6.56FT)
ATHD04-1-12P-10G-M4	4 (13.12FT)
ATHD04-1-12P-10G-M5	5 (16.40FT)
ATHD04-1-12P-10G-M10	10 (32.80FT)

REVISIONS						
REV	ZONE	ECO	DESCRIPTION	DATE	BY	APPR
A1	-	-	RELEASED	3/31/2022	RO	WS

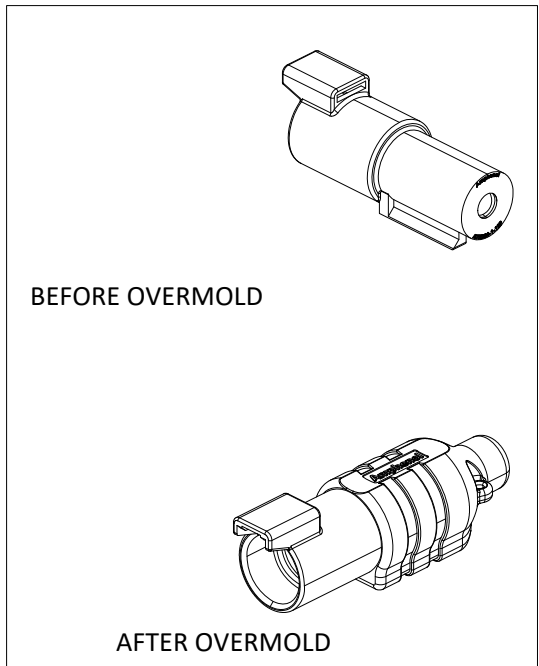
PLEASE CONTACT CSR FOR ADDITIONAL AVAILABLE OPTIONS



FACE VIEW



WIRING DIAGRAM



NOTES: UNLESS OTHERWISE SPECIFIED

- MATERIAL:
HOUSING: PA66
SEAL: SILICONE RUBBER
- MODIFICATIONS: OVERMOLDED (PA)
- CONNECTOR SPECIFICATIONS:
3.1 CURRENT RATING: 40AMPS
3.2 CABLE ASSEMBLY OPERATING TEMPERATURE: -40 TO +100C
3.3 CONTACT: COPPER ALLOY, NICKEL PLATED
3.4 DIELECTRIC WITHSTANDING VOLTAGE: LESS THAN 2 MILLIAMPS CURRENT LEAKAGE @ 1500 VOLTS AC.
3.5 INSULATION RESISTANCE: 1000 MEGAOHMS MIN @ 25C
3.6 MOISTURE RESISTANCE: IP68 MATED CONDITION (1M OF WATER FOR 24 HOURS).
3.7 MATING CYCLE DURABILITY: 100 CYCLES
3.8 RoHS COMPLIANT
- WIRE SPECIFICATIONS:
COMPONENTS: 10AWG, PVC INSULATED CONDUCTOR
105/30 STRANDS BARE COPPER.
INSULATION: PVC, BLACK
600V AC/DC
- APPROVALS:
UL TYPE AWM, STYLE 1015.
CSA TYPE TEW.
OIL RESISTANT I
SUN RESISTANT I
FT1 FLAME RATING
ROHS COMPLIANT.
- MATING PART: ATHD06-1-12S PLUG.
MATING CABLE ASSEMBLY: ATHD06-1-12S-10G-Mx
- ALL DIMENSIONS ARE FOR REFERENCE USE ONLY.

QUANTITY	PART NUMBER	DESCRIPTION	ITEM										
MATERIALS LIST													
UNLESS OTHERWISE SPECIFIED 1) All dimensions are in metric(mm). 2) Tolerances are as follows: 1 PL DEC ±0.30 2 PL DEC ±0.15 3 PL DEC ±0.08 3) Note reference =		<table border="1"> <thead> <tr> <th>SIGNATURES</th> <th>DATE</th> </tr> </thead> <tbody> <tr> <td>DRAWN: RO</td> <td>2/25/2022</td> </tr> <tr> <td>CHECKED: WS</td> <td>3/22/2022</td> </tr> <tr> <td>ENGINEER: RO</td> <td></td> </tr> <tr> <td>APPROVAL: WS</td> <td>3/25/2022</td> </tr> </tbody> </table>		SIGNATURES	DATE	DRAWN: RO	2/25/2022	CHECKED: WS	3/22/2022	ENGINEER: RO		APPROVAL: WS	3/25/2022
SIGNATURES	DATE												
DRAWN: RO	2/25/2022												
CHECKED: WS	3/22/2022												
ENGINEER: RO													
APPROVAL: WS	3/25/2022												
MATERIAL SPECIFICATIONS:		<p style="text-align: center;">Amphenol</p> <p style="text-align: center;">Sine Systems - www.amphenol-sine.com 44724 Morley Drive Clinton Township, MI 48036</p>											
PROCESS SPECIFICATIONS:		<p>1 POS RECEPT SZ 12 MOLDED, PIN SIZE 12, 10AWG, SINGLE-ENDED WIRE ASSY, AMPHENOL ATHD CONNECTOR ATHD04-1-12P, X METERS</p>											
NEXT ASSY:		<table border="1"> <thead> <tr> <th>SIZE</th> <th>TYPE</th> <th>DWG NO:</th> <th>REVISION</th> </tr> </thead> <tbody> <tr> <td>C</td> <td>C-</td> <td>ATHD04-1-12P-10G-Mx</td> <td>A1</td> </tr> </tbody> </table>		SIZE	TYPE	DWG NO:	REVISION	C	C-	ATHD04-1-12P-10G-Mx	A1		
SIZE	TYPE	DWG NO:	REVISION										
C	C-	ATHD04-1-12P-10G-Mx	A1										

4

3

2

1