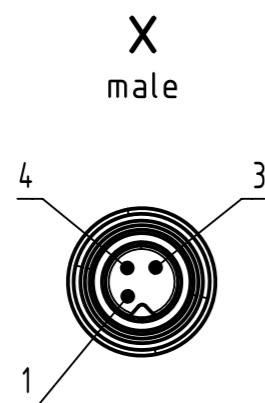
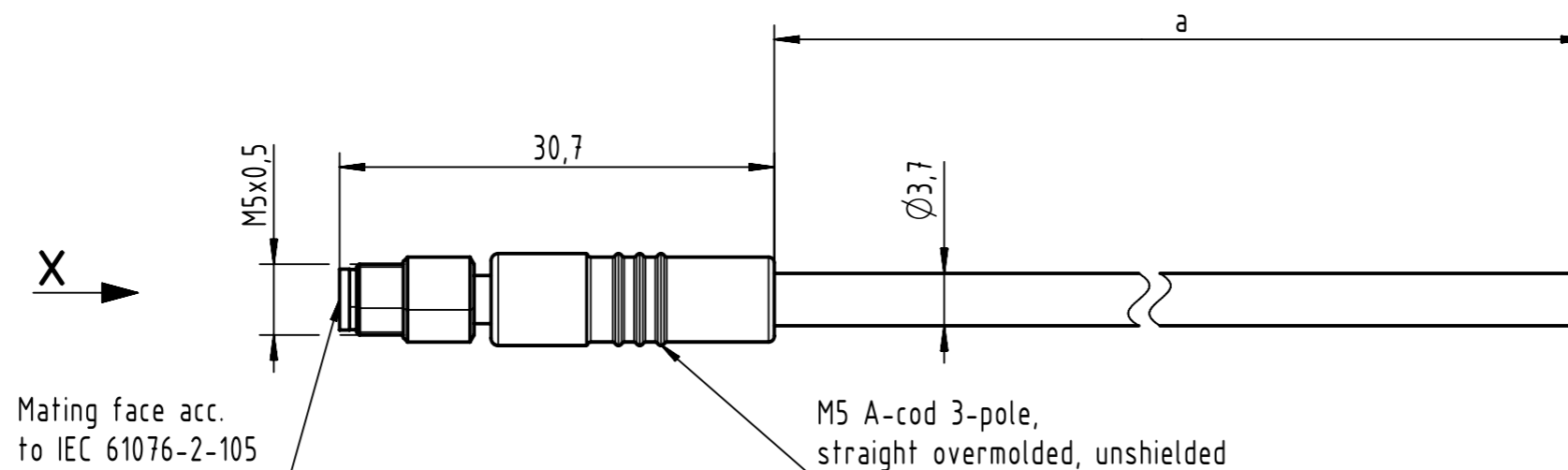


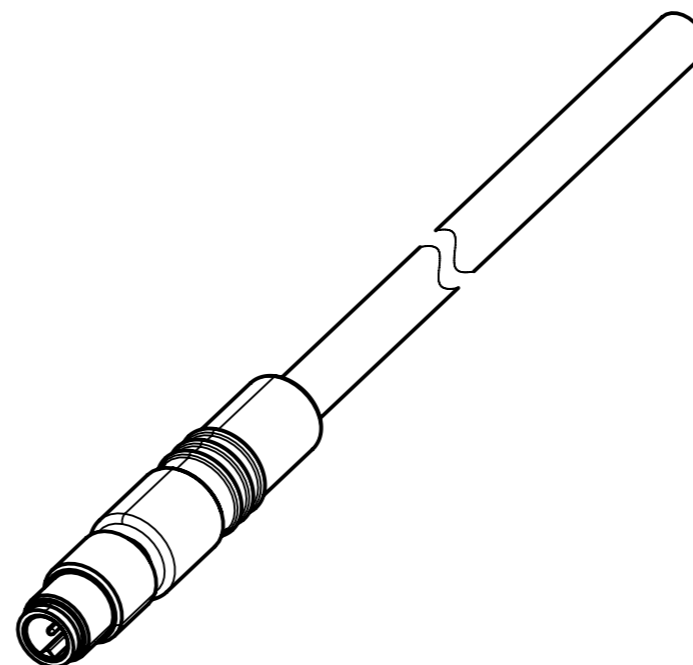
Connector Location A

Connector Location B



Loading Plan

- 1 brown
- 3 blue
- 4 black



100	+1%
50 to 99	+0.5
20 to 49	+0.35
10 to 19	+0.25
5 to 9.9	+0.20
2 to 4.9	+0.15
1 to 1.9	+0.10
0.5 to 0.9	+0.07
0.2 to 0.4	+0.04
0.1	+0.03
a [m]	Tolerance

length in "1m" step	100	XXX=000
	99	XXX=990
	.	.
	.	.
	12	XXX=120
length in "0.1m" step	11	XXX=110
	10	XXX=100
	9.9	XXX=099
	9.8	XXX=098
	.	.
Step	0.5	XXX=005
	0.4	XXX=004
	0.3	XXX=003
	0.2	XXX=002
Step	a [m]	XXX

- Protection level: IP67
- Temperature range: -25°C ... +80°C

PUR black, 3x0.25mm <sup>2</sup>	21340300312XXX
Type of cable	Part no.

	All rights reserved	Created by BANIUD Banciu	Inspected by COSTEA Costea	Standardisation MUNTEANV Muntean	Date 2022-07-22	State Final Release
	Department HCS - RO	Title M5 A-cod 3-pol st/- m/- PUR		Doc-Key / ECM-Nr. 101016475/UGD/000/B 500000221275		
HARTING Customised Solutions D-32339 Espelkamp	Type TB	Number 21340300312XXX		Rev. B	Page 1/1	