

Item description

Short description:

WAGO's Voltage Taps serve as busbar taps for measuring L- or N-conductors and are equipped with an integrated SIBA fuse with indicator. The built-in fuse is located directly above the voltage-carrying busbar. In the event of an overload and short circuit, the downstream measurement unit is safely disconnected before major damage occurs.

The voltage taps can be mounted directly on the busbar. Mounting is performed via M8 screw.

The measurement line is connected via Push-in CAGE CLAMP®, the universal connection technology for all conductor types that provides the simplicity of push-in terminations. Rigid conductors, such as solid and stranded conductors, as well as fine-stranded conductors with ferrules, can be terminated by simply pushing them in – no operating tool needed. The connection unit with a fuse and Push-in CAGE CLAMP® rotates. This creates additional added value by directly guiding subsequent wiring into the cable channel.

In addition, the voltage taps can be labeled with two different marking options.

Features:

- Fuse-protected voltage tap for measurement purposes

Subject to changes. Please also observe the further product documentation!

WAGO GmbH & Co. KG

Hansastr. 27

32423 Minden

Phone: +49571 887-0 | Fax: +49571 887-169

Email: info.de@wago.com | Web: www.wago.com

Do you have any questions about our products?

We are always happy to take your call at +49 (571) 887-44222.



- Safe protection through integrated fuse with indicator (measurement line/device)
- WAGO push-in termination technology
- WAGO labeling options (WMB markers or marking strips)

Data Notes

Note	Spare fuse: WAGO 855-8020
------	---------------------------

Technical data

Input

Measured variable	Voltage
-------------------	---------

Output – voltage tap

Fuse (voltage path)	2 A; 450 V; F; 70 kA; 5 x 25 mm (WAGO 855-8020)
Rated voltage	AC 400 V

Connection data

Connection 1

Connection technology	Push-in CAGE CLAMP®
WAGO connector	WAGO 2624 Series
Strip length	10 ... 12 mm / 0.39 ... 0.47 inches
Solid conductor	0.2 ... 6 mm ² / 24 ... 10 AWG
Fine-stranded conductor	0.2 ... 6 mm ² / 24 ... 10 AWG

Physical data

Width	61 mm / 2.402 inches
Height	14 mm / 0.551 inches
Depth	48 mm / 1.89 inches

Mechanical data

Mounting type	M8 mount
Mounting type	Installation on busbar

Subject to changes. Please also observe the further product documentation!

Material data

Weight	31 g
--------	------

Environmental requirements

Ambient temperature (operation)	-25 ... +70 °C
Ambient temperature (storage)	-40 ... +85 °C
Relative humidity	5 ... 85 % (without condensation)
Operating altitude (max.)	2000 m

Standards and specifications

Standards/specifications	IEC 60947-7-3
--------------------------	---------------

Commercial data


eCl@ss 10.0	27-14-11-92
eCl@ss 9.0	27-14-11-92
ETIM 8.0	EC002848
ETIM 7.0	EC002848
ECCN	NO DATA
PU (SPU)	1 pcs
Packaging type	Bag
Country of origin	NL
Customs tariff number	85366990990

Environmental Product Compliance

RoHS Compliance Status	Compliant, No Exemption
------------------------	-------------------------

Approvals / Certificates

General approvals

Logo	Approval	Additional Approval Text	Certificate name
	EAC GZO Almaty Standart	TP TC 004/2011	EAC CoC 03082


Declarations of conformity and manufacturer's declarations

Certificate

Subject to changes. Please also observe the further product documentation!

WAGO GmbH & Co. KG
 Hansastr. 27
 32423 Minden
 Phone: +49571 887-0 | Fax: +49571 887-169
 Email: info.de@wago.com | Web: www.wago.com

Do you have any questions about our products?
 We are always happy to take your call at +49 (571) 887-44222.

Logo	Approval	Additional Approval Text	name
	EU-Declaration of Conformity WAGO GmbH & Co. KG	-	-

Optional accessories

Mounting

Current transformer terminal block



Item no.: 2007-8874

Compact terminal block; for current and voltage transformers; 6,00 mm²; multicoloured

www.wago.com/2007-8874



Item no.: 2007-8877

Compact terminal block; for current transformer circuit; 6,00 mm²; multicoloured

www.wago.com/2007-8877



Item no.: 2007-8875

Compact terminal block; for current transformer circuit; 6,00 mm²; multicoloured

www.wago.com/2007-8875



Item no.: 2007-8876

Compact terminal block; for 3-phase current transformer circuit; 6,00 mm²; multicoloured

www.wago.com/2007-8876



Item no.: 2007-8873

Compact terminal block; for current and voltage transformers; 6,00 mm²; multicoloured

www.wago.com/2007-8873

Signal conditioner

Power measurement module



Item no.: 2857-570/024-001

3-Phase Power Measurement Module; 3x277/480 V/1 A; Modbus RTU; Digital output; Configuration via software; Supply voltage: 24 VDC

www.wago.com/2857-570/024-001



Item no.: 2857-570/024-005

3-Phase Power Measurement Module; 3x277/480 V/5 A; Modbus RTU; Digital output; Configuration via software; Supply voltage: 24 VDC

www.wago.com/2857-570/024-005



Item no.: 2857-570/024-000

3-Phase Power Measurement Module; 3x277/480 V/RC; Modbus RTU; Digital output; Configuration via software; Supply voltage: 24 VDC

www.wago.com/2857-570/024-000

Voltage signal conditioner

Subject to changes. Please also observe the further product documentation!

WAGO GmbH & Co. KG

Hansastr. 27

32423 Minden

Phone: +49571 887-0 | Fax: +49571 887-169

Email: info.de@wago.com | Web: www.wago.com

Do you have any questions about our products?

We are always happy to take your call at +49 (571) 887-44222.



Item no.: 857-560

Voltage signal conditioner; Voltage input signal; Current and voltage output signal; Digital output; Configuration via software; Supply voltage: 24 VDC; 6 mm module width

www.wago.com/857-560

Current signal conditioner



Item no.: 857-569

Power signal conditioner; Current and voltage input signal; Current and voltage output signal; Digital output; Configuration via software; Supply voltage: 24 VDC; 6 mm module width

www.wago.com/857-569

Fuse

Fuse



Item no.: 855-8020

Miniature fuse; 5 x 25 mm; with indicator

www.wago.com/855-8020

Downloads

Documentation

Bid Text

855-8008 docx - Datei	2019 年2月20 日	docx 17.8 kB	Download
855-8008 X81 - Datei	2019 年2月19 日	xml 4.6 kB	Download

Instruction Leaflet

Potentialabgriffe	V 1.0.0	pdf 736.5 kB	Download
-------------------	---------	-----------------	----------

Additional Information

Disposal and Recycling Electrical and electronic equipment, Batteries, Packaging	V 1.1.0 2022 年8月18 日	pdf 2.2 MB	Download
---	-------------------------	---------------	----------

Environmental Product Compliance


Compliance Search

Environmental Product Compliance 855-8008 Power tap; for busbar; with fuse; Mounting screw M8	URL	Download
--	-----	----------

Subject to changes. Please also observe the further product documentation!


Installation Notes

Installation




Installation on busbar; fastening with Allen wrench

Installation



Integrated SIBA fuse (overload and short circuit protection)

Installation



Push-in CAGE CLAMP[®] connection technology

Subject to changes. Please also observe the further product documentation!