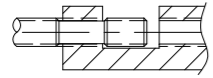


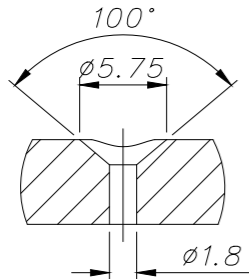
COMPUTER GENERATED DRAWING  
MANUAL CHANGES PROHIBITED

NOTES:

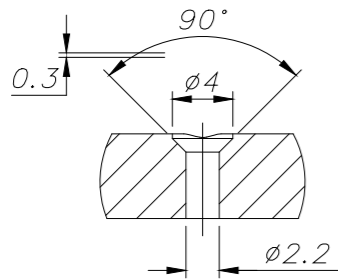
- ALL DIMENSIONS ARE IN MM.
- MATERIAL:
  - WEDGES AND SHAFT ARE AL6061-T6.
  - SCREW, SQUARE WASHER, LOCK WASHER AND SPIRAL PIN ARE CORROSION RESISTANT STEEL.
- FINISH:
  - WEDGES AND SHAFT: SEE TABLE 1.
  - SCREW, PLAIN WASHER, LOCK WASHER AND SPIRAL PIN: PASSIVATED IN ACCORDANCE WITH ASTM A380 CODE F,G,J,K,L.
- WEIGHT IS INDICATED IN TABLE 2.



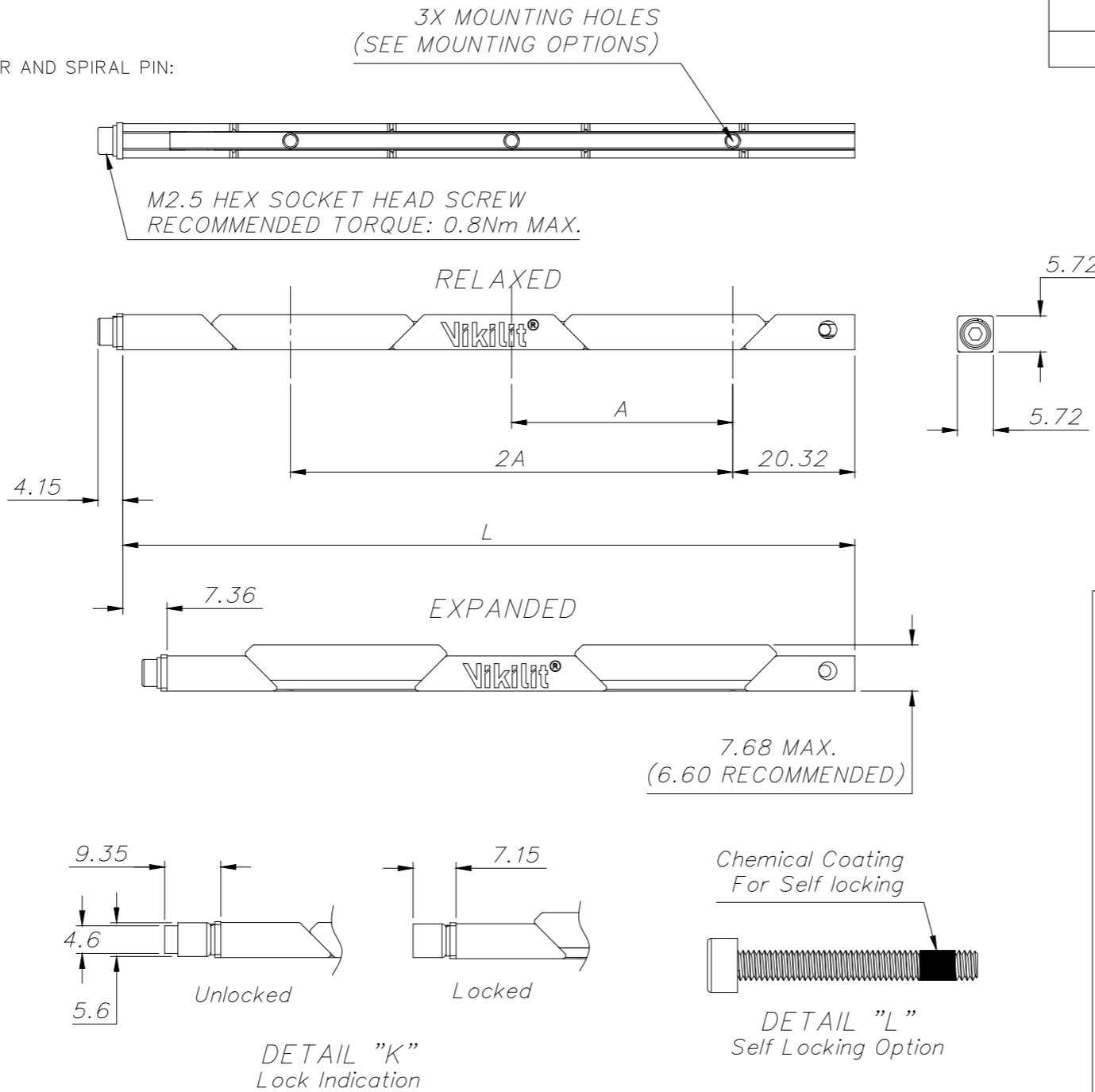
DETAIL "H"  
Captive Screw



DETAIL "HV2"  
CSK-THRU Hole  
Scale 2:1



DETAIL "HV3"  
CSK-THRU Hole  
Scale 2:1



REVISIONS				
ZONE	REV.	DESCRIPTION	DATE	APPROVED
	1	PROTOTYPE	20.03.2020	
	2	ADDED TABLE 2	08.02.2021	
	3	ADDED NOTE TO TABLE 2 CHANGED "L" IN TABLE 2 CHANGED RECOMMENDED TORQUE	14.07.2021	
	4	ADDED LENGHT TO TABLE 2	29.07.2022	

TABLE 2

ASSEMBLY LENGHT CODE	L ± 1	A	WEIGHT (gr)
072*	71.12	11.43	6.1
085*	83.82	17.78	7.1
099	96.52	24.13	8.1
112	109.22	30.48	9.1
125	121.92	36.83	10.1
138	134.62	43.18	11.1
150	147.32	49.53	12.1
170	172.72	62.23	14.3

\*: THREE WEDGE DESIGN

TABLE 1

**V572LP - B - D - A - 125 - M25 - L**

**Options:**

MANUFACTURER TYPE CODE \_\_\_\_\_

No Lock Indicator \_\_\_\_\_ B

Lock Indicator (See Detail K) \_\_\_\_\_ K

Standard Screw \_\_\_\_\_ D

Captive Screw (See Detail H) \_\_\_\_\_ H

Black Anodize per MIL-A-8625 Type II, Class 2 \_\_\_\_\_ A

Hard Black Anodize per MIL-A-8625 Type III, Class 2 \_\_\_\_\_ HA

Electroless Nickel per MIL-C-26074 Class 4, Grade B, Bright \_\_\_\_\_ EN

Chromate per MIL-DTL-5541, Class 1A, Yellow \_\_\_\_\_ C

Assembly Lenght Code \_\_\_\_\_ (See Table 2)

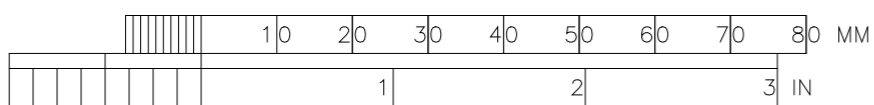
Mounting Options:
 

- M2.5x0.45 Tapped hole \_\_\_\_\_ M25
- M2x0.4 Tapped hole \_\_\_\_\_ M20
- Thru hole (Detail "HV2") \_\_\_\_\_ (See Detail HV2) HV2
- Thru hole (Detail "HV3") \_\_\_\_\_ (See Detail HV3) HV3

Self Locking Patch \_\_\_\_\_ (See Detail L) L

None \_\_\_\_\_ N

PRINTS OF THIS DRAWING MAY BE REDUCED IN SIZE TO COMPARE WITH ORIGINAL, CHECK WITH SCALE BELOW.



UNLESS OTHERWISE SPECIFIED DIMENSIONS ARE IN MM		CONTRACT NO. --		Harp Savunma Sistemleri San. ve Tic. A.Ş. Bilkent Cyberpark, Cyber Plaza B Blok, No:216 Çankaya/Ankara	
TOLERANCES ON		DRAFTS		S.YILMAZ	
FRACTIONS ± ANGLES ± 2°		DFT SUPV		S.YILMAZ	
GENERAL X.X ±0.2		ENGR		S.YILMAZ	
X.XX ±0.10		CHECK		M.YENER	
REMOVE ALL BURRS		APPD		ME	
MATERIAL: SEE NOTE 2		EE			
FINAL PROTECTIVE FINISH: SEE NOTE 3		STAFF ENGR.		SIZE A3	
NEXT ASSY		QA/QC		FSCM NO. --	
USED ON		MFG(FAB)		DWG NO. HARP-VK-110	
APPLICATION		PROD ENG		SCALE 1/1	
				UNIT mm	
				SHEET 1 OF 1	