

10X8X4 PREMIUM SERIES



Mounting Feet



Mounting Flanges



Features & Benefits

- **Quality material** – bases, opaque covers and clear covers are all made of high-impact, UV resistant polycarbonate.
- **Flexible interior mounting** – features the unique and patented Integra adjustable depth “T-Rail” back panel mounting system (back panel and adjustable brackets sold separately).
- **Wide range** of sizes, configurations and accessories provides capabilities for every application.
- **Brass inserts** – in corner bosses for easy component installation.
- **Standard color** – light gray with a gloss finish.
- **UL-50 / c-UL Listed** (files # E229365, # E207562)

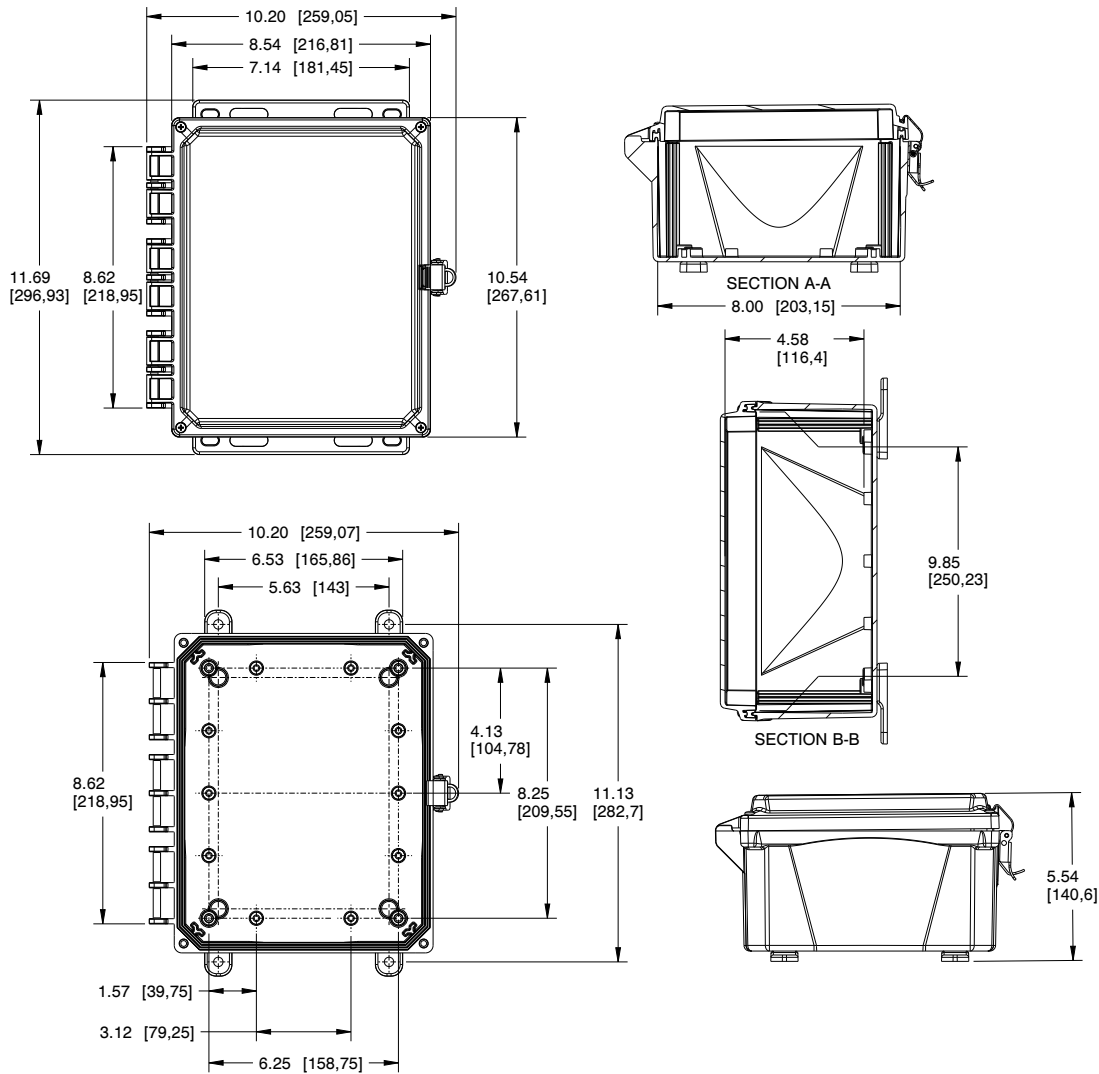
Mechanical & Thermal	Test Spec.	Unit	Rating
Instrumented Dart Impact @ 73° F	-	in-lbs	565
Falling Ball Impact @ 73° F	UL-746	in-lbs	900
Deflection Temperature @ 264 psi	ASTM D648	Deg. F	270
Modulus of Elasticity	ASTM D790	ksi	340
Temperature Range	-	Deg. F	-40 to 265
Flame Rating - UL	UL 94	-	5VA
Outdoor UV Exposure	UL	-	F1

Part Number	4X IP66	6P IP68	Hinged Cover	Screw Cover	Opaque Cover	Clear Cover	Mounting Feet	Mounting Flange	Stainless Steel Locking Latch	Non-Metallic Locking Latch
H10084S	✓	✓		✓	✓		✓			
H10084SC	✓	✓		✓		✓	✓			
H10084SF	✓	✓		✓	✓			✓		
H10084SCF	✓	✓		✓		✓		✓		
H10084H	✓		✓	✓	✓		✓			
H10084HC	✓		✓	✓		✓	✓			
H10084HF	✓		✓	✓	✓			✓		
H10084HCF	✓		✓	✓		✓		✓		
★ H10084HLL	✓		✓		✓		✓		✓	
★ H10084HCLL	✓		✓			✓	✓		✓	
H10084HFLL	✓		✓		✓			✓	✓	
H10084HCFLL	✓		✓			✓		✓	✓	
H10084HNL	✓		✓		✓		✓			✓
H10084HCNL	✓		✓			✓	✓			✓
H10084HFNL	✓		✓		✓			✓		✓
H10084HCFNL	✓		✓			✓		✓		✓
H10084H-6P	✓	✓	✓	✓	✓		✓			
H10084HC-6P	✓	✓	✓	✓		✓	✓			
H10084HF-6P	✓	✓	✓	✓	✓			✓		
H10084HCF-6P	✓	✓	✓	✓		✓		✓		

★ **POPULAR CONFIGURATIONS:** Most popular configurations are available for *QuickShip*. Please send requests to customerservice@integraenclosures.com to take advantage of our *QuickShip* option.



10X8X4 PREMIUM SERIES



TORQUE SPECIFICATIONS:

Mounting Feet - 1/4"-20 x 0.5" SS countersunk Phillips drive screws (torque limit = 32 in lbs)









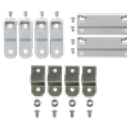
Covers/Doors - #10-32 x 0.75" SS pan Phillips drive screws (torque limit = 10 in lbs)

Panels - #10-32 x 0.375" pan Phillips drive screws (torque limit = 10-15 in lbs)

[Bracketed dimensions in mm]

Register online to download detailed drawing files at www.integraenclosures.com

Accessories for 10x8x4 (For complete accessories, see pages 81-85)

 <p>Back Panels ABP108 - Aluminum panel SBP108 - Steel panel PVCBP108 - PVC panel</p>	 <p>Aluminum Swing Panel Kits ABP-108-USOPK - Complete kit ABP-108USP - Panel only USOPK - Hardware only</p>	 <p>Back Panel Adjustment Kit BPAKG - Gray, Set Screw BPAKB - Black, Set Screw UBPAKG - Gray, Thumb Screw UBPAKB - Black Thumb Screw</p>
 <p>Air Vents VENT 3 - Aluminum louvered VENT 2 - Outdoor labyrinth</p>	 <p>Steel Swing Panel Kits SBP-108-USOPK - Complete kit SBP-108USP - Panel only USOPK - Hardware only</p>	 <p>Cord Grips IP68/NEMA 4X/6P rated See page 78 for more details and part numbers.</p>
 <p>Din Rail DIN 8 - 2 rails, 4 screws</p>	 <p>Pole Mounting Kit PMKG-28 - 2" pole PMKG-38 - 3" pole PMKG-48 - 4" pole PMKG-128 - 12" pole</p>	 <p>Mounting Feet & Flange Kits MFKG - Premium line feet MFKSS - Stainless steel feet MFLK8 - 8" Flange kit</p>