

**SPC-41-G**  
Standard Product Model



Bud Industries, Inc.

**#1**  
Preferred  
Enclosure  
Brand



**Electronic  
Enclosures**

**Racks**

**Cabinets**

**Accessories**



From steel to aluminum, plastic to fiberglass,  
the Bud line of enclosures and racks is  
the most extensive and often the most  
affordable.

**More than 2300 enclosures  
available for same-day shipping.**

***Enclosures Right Now, Right Price.***




440-946-3200 • [www.budind.com](http://www.budind.com)

# CONTENTS



## LARGE CABINET RACKS

19"/23" Equipment Cabinet . . . . .	73
Budrack Professional Series . . . . .	1
Distribution . . . . .	7
Econoglas and See-Thru Doors . . . . .	4
Economizer . . . . .	4-5
Server Rack Professional Series . . . . .	2
Turnkey Cabinet Assy. . . . .	7
Valurack . . . . .	3



## CABINETS

Econocab . . . . .	29
Mega Network . . . . .	28
Narrow Wall Mount Network Cabinet . . . . .	28
Universal Network . . . . .	29
VisionCab . . . . .	27
Wall Mount Cabinet Emperor Series . . . . .	27



## OPEN RACKS

Aluminum . . . . .	8
Cable Management Rack . . . . .	11
Double Rack . . . . .	10
Heavy Duty Steel . . . . .	9
Open Rack Assembly . . . . .	11
Series RR-1263 . . . . .	9
Series RR-1367 . . . . .	9
Swing Frame . . . . .	8
Table Top . . . . .	9
Wall Mount . . . . .	8




## COMMUNICATIONS

19"/23" Equipment Cabinet . . . . .	73
Cable Management . . . . .	11, 15-17
Distribution Cabinet Assy . . . . .	7
Double Rack . . . . .	10
Hinged Patch Panel Bracket . . . . .	19
Mega Network Cabinet . . . . .	28
Open Racks . . . . .	8
Turnkey Cabinet Assy . . . . .	7
Universal Network Cabinet . . . . .	29

## BRACKETS

Adapter Mounting . . . . .	17
Cable . . . . .	15-17
Chassis Support . . . . .	15
Equipment Tie Down . . . . .	16
Hinged Patch Panel Bracket . . . . .	19
Slide Mounting . . . . .	14
Triangular Mounting Brackets . . . . .	18




## RACK MOUNTABLE CHASSIS

Plastic Rack Mount Box . . . . .	26
Rack Mount Chassis . . . . .	25
Small Rack Mount Chassis . . . . .	25
Valuline . . . . .	26

## CHASSIS

Aluminum . . . . .	35
Bottom Plates . . . . .	35
Panel . . . . .	35



## SMALL CABINETS

Aluminum Instrument Case . . . . .	30
Champion . . . . .	37
Compucab . . . . .	34
Contour Utility . . . . .	32
Converta Box . . . . .	32
Futura . . . . .	38
Miniboxes . . . . .	34
Portacabs . . . . .	33
Shadow . . . . .	33
Showcase . . . . .	30
Slimcab . . . . .	32
Slope . . . . .	38
Sloping Panel . . . . .	38
Sloping Panel Prestige . . . . .	38
Transi-case . . . . .	32
TR-Series . . . . .	31
Utility . . . . .	31



## SHEET METAL BOXES

NEMA 1 Junction Boxes with Hinged Cover . . . . .	36
NEMA 1 Junction Boxes with Screw Cover . . . . .	36
NEMA 3R . . . . .	51
Push Button Boxes . . . . .	53
SN-Series NEMA . . . . .	51
SNB-Series NEMA . . . . .	52
SNB-Series Stainless . . . . .	52
SNC-Series NEMA . . . . .	52

## EXTRUDED ALUMINUM BOXES

EXN Series . . . . .	40
EXT Series . . . . .	41
DMX Series . . . . .	42

## DIE-CAST ALUMINUM BOXES

Aluminum Die-Cast NEMA . . . . .	46
NEMA 4X Box with External Mounting Brackets . . . . .	47-49
Econobox . . . . .	44-43
AN-Series NEMA . . . . .	46-48
CN-Series NEMA . . . . .	49
Wall Mounting Boxes . . . . .	43-49

## FIBERGLASS BOXES

NFL-Series Fiberglass NEMA Box . . . . .	65
--	----



## PLASTIC BOXES

AIO Series . . . . .	61
ATEX Series . . . . .	50
Blue Transparent NEMA 4X . . . . .	75
Board-ganizer Enclosure Kit . . . . .	82
DIN Rail . . . . .	80
DPH Series . . . . .	54
Dual Compartment IP65 Enclosure . . . . .	70
Grabbers . . . . .	85-89
Hand-Held Plastic . . . . .	85-89, 97
Instrument Case . . . . .	31
IP67 Plastic Box . . . . .	65
NEMA 4X . . . . .	59-73
NEMA Heavy Duty . . . . .	75
NBA and NBB Series . . . . .	57
PBB Series Push Button Boxes . . . . .	53
Pi Enclosures . . . . .	82
PI Series . . . . .	92
PIP Series . . . . .	65
Plastibox . . . . .	93-95
Plasticase . . . . .	90-92
Plastic NEMA 4X Box w/External Mtg. Bracket . . . . .	73
PN Series . . . . .	71
Potting Box . . . . .	102
Power Plug Box . . . . .	101
PTH Series . . . . .	95
PTQ Series . . . . .	63
PTS Series . . . . .	66
PU Series . . . . .	69
PW Series . . . . .	96
Rack Mount Box . . . . .	26
Snap Utility Box . . . . .	100
Tablet Enclosure . . . . .	76
Tablet Enclosure (NEMA) . . . . .	77
UL/NEMA/IEC . . . . .	59-77
USB Enclosure . . . . .	101
Utilibox . . . . .	98-99

## ACCESSORIES

Blowers/Fans . . . . .	12
Breadboard Kits . . . . .	83
Cable Management . . . . .	15-17
Casters/Levelers . . . . .	23
DIN Rail . . . . .	81
DIN Rail Mounting Clip . . . . .	81
Drawers . . . . .	19
Econoglas and See-Thru Doors . . . . .	4
Fan Tray Assemblies . . . . .	12
Feet, Misc. Hardware . . . . .	23
Handles . . . . .	24
NEMA Cable Glands . . . . .	79
Panel Extender . . . . .	16
Panel Mounting Rails . . . . .	15
Panels . . . . .	22
PCB for DIN Rail Mount Multi-board Box . . . . .	81
Power Outlet Strips . . . . .	18
Shelves . . . . .	17-22
Slides . . . . .	14
Temperature Control . . . . .	13
UL/NEMA/IEC Accessories . . . . .	68-79
Wires and Connectors . . . . .	84

# BUDRACK PROFESSIONAL SERIES



The Budrack Professional Series provides all of the features that one expects in a high end Cabinet Rack and more.

### DESIGN FEATURES

- Sturdy and durable steel construction. Mounting rails – 14 GA, other parts 18 GA
- Furnished complete with ventilated tempered glass front door, locking rear door, removable sides
- EIA 310 compliant for 19" mount equipment
- Two pairs of fully adjustable panel mounting rails included. The panel mounting rails include unique notch at each "U" point to allow for rapid equipment location identification
- Top mount fan box installed. Two fans for 23" depth, four fans for 31" depth
- Includes ventilated shelves (one shelf in the 24U high cabinet, two shelves in the 40U and 45U cabinets)
- Includes four casters and four levelers (unassembled)
- Large cutout in base. Cutout comes covered by 2.5" deep metal cover plates that allow for adjustable opening providing as much or as little open space for cable access
- 2 additional 13" x 2.5" cutouts in front and rear of the base also come with readily removable covers
- Vented at top and bottom of sides, which also can be locked
- Comes fully assembled
- Finish: Black textured powder coating – easy to clean
- Other sizes and modifications are available upon request

### ORDERING INFORMATION

Model No.	Panel Space (inches) (width x height)	Overall Dimensions (inches)			Clear Inside Depth (inches)	Wt. (Lbs.)	Additional Fixed Shelf	Wt. (Lbs.)
		"U"	(width x depth x height)					
BRP-12202	19.00 x 42.00	24	23.62 x 23.62 x 49.40	20.88	222	SH-12706	5	
BRP-12206	19.00 x 70.00	40	23.62 x 23.62 x 77.40	20.88	305	SH-12706	5	
BRP-12208	19.00 x 78.75	45	23.62 x 23.62 x 86.15	20.88	327	SH-12706	5	
BRP-12212	19.00 x 42.00	24	23.62 x 31.50 x 49.40	28.75	254	SH-12708	6	
BRP-12216	19.00 x 70.00	40	23.62 x 31.50 x 77.40	28.75	345	SH-12708	6	
BRP-12218	19.00 x 78.75	45	23.62 x 31.50 x 86.15	28.75	370	SH-12708	6	

• Contact the factory for other sizes and finishes and modifications

UPRIGHT CABINET RACKS

# SERVER RACK

## PROFESSIONAL SERIES



New sizes provide additional 3.50" of space in front and rear both for wiring and accessories. Sturdy welded steel construction. Comes with a fan box with 4 fans and ventilated shelves. Ships fully assembled.

### DESIGN FEATURES

Bud's Server Rack Professional Series provides all of the features that one expects in a high end server rack and more! Each rack includes the following:

- Sturdy welded construction with 1700 lb. weight capacity
- Fully ventilated locking front door that can be mounted left or right
- Split rear door with solid triple point latching system.
- Two pairs of panel mounting rails with unique notches at "U" increments to ease equipment installation
- Panel mounting rails are fully adjustable front and back
- Fan box with 4 fans
- Includes four casters and four levelers (unassembled)
- Includes ventilated shelves (one with 27" cabinet and two with 42" cabinet)
- 6 cable management brackets
- Sides are easily removable to allow quick assembly access
- Rack made of 18 ga. steel with 14 ga. panel mounting rails
- Open base for convenient cable access
- Covered slot in top for additional cable access
- Vented at top and bottom of sides
- Comes fully assembled

### FINISH

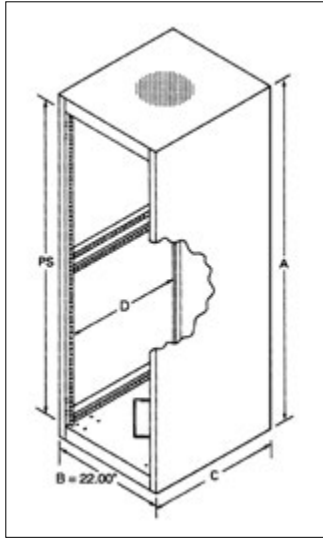
- Black textured powder coating (easy to clean)

### ORDERING INFORMATION

Model No.	Panel Space (inches) (width × height)	"U"	Overall Dimensions (width × depth × height) (inches)	Clear Inside Depth (inches)	Cabinet Wt. (Lbs.)	Add'l Shelves	Shelf Wt. (Lbs.)
SRP-8131	19.00 × 47.25	27	23.62 × 35.43 × 52.32	28.19"	270		
SRP-8134	19.00 × 73.50	42	23.62 × 35.43 × 78.70	28.19"	360	SH-12709	8
SRP-8137	19.00 × 78.75	45	23.62 × 35.43 × 83.95	28.19"	378		
SRP-8141	19.00 × 47.25	27	23.62 × 43.30 × 52.32	36.06"	293		
SRP-8144	19.00 × 73.50	42	23.62 × 43.30 × 78.70	36.06"	390	SH-12711	10
SRP-8147	19.00 × 78.75	45	23.62 × 43.30 × 83.95	36.06"	409		

Additional 3.50" of space in front and rear both for wiring and accessories.  
Contact the factory for other sizes and finishes

# VALURACK



This incredibly value-packed cabinet rack offers ready-to-use capability, welded-together strength and sturdiness, and unlimited versatility, at an unbeatable cost. It will accept all standard Bud accessories including doors, shelves, casters, and levelers.

### DESIGN FEATURES

- EIA-310 compliant for 19" panel width equipment
- Integral, full height, front panel mounting rails
- Provisions for additional fully adjustable panel mounting rails
- Large 10.00" square cable access in bottom
- Ventilated top accepts Bud #FN-1282 Exhaust Fan (page 16)
- Suggested 700# equipment load capacity (higher when used with optional adjustable panel mounting rails for 4-point equipment mounting)
- Other sizes and colors are available by request

### FINISH

- Black Texture

### ACCESSORIES

Basic rack accepts many optional accessories including standard Economizer Cabinet Rack doors (mounted front or rear). When used with optional adjustable panel mounting rails, rack accepts all other standard Bud accessories. See pages 12–24 for more information.

### ORDERING INFORMATION

Model Number	Panel Space	Overall Size H × W × D	Clear Inside Depth	Weight Lbs.
VR-8924	61.25"	66.56" × 22.00" × 26.00"	24.00"	106
VR-8925	70.00"	75.31" × 22.00" × 26.00"	24.00"	114
VR-8926	78.75"	84.06" × 22.00" × 26.00"	24.00"	121

### OPTIONAL ACCESSORIES

Mounting Rails Model Number	Steel Doors		Econoglas Door w/Key Lock
	Model Number Solid	Model Number Louvered	Model Number
PMR-9452	ER-16534	ER-16594	V-9765-L
PMR-9453	ER-16535	ER-16595	V-9766-L
PMR-9454	ER-16536	ER-16596	V-9767-L

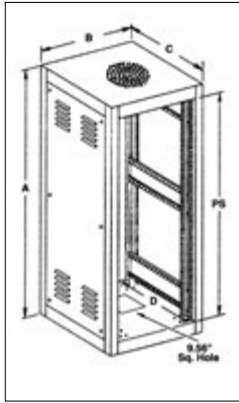
### TYPICAL OPTIONAL ACCESSORIES

Model No.	Description
RC-7758-PR	Casters
RL-7771	Leveler Kit
SH-2385*	Shelf, Stationary, Ventilated
60-2381*	Shelf, Stationary, Non-Ventilated
SH-2393*	Shelf, Sliding, Ventilated
SH-2389*	Shelf, Sliding, Non-Ventilated
POS-194-S	Rack Mount Power Outlet Strip
FN-1282	Exhaust Fan
FT-1973	Fan Tray - 3 Fans
FT-1976	Fan Tray - 6 Fans
FT-1979	Fan Tray - 9 Fans
PA-1101-BT	1-Panel
PA-1102-BT	2-Panel
PA-1103-BT	3-Panel

\* Requires optional panel mounting rails



# ECONOMIZER



This high quality, low cost cabinet rack has a 19" panel width in both ventilated and non-ventilated versions.

### DESIGN FEATURES

- Welded Frame: 14-gauge steel vertical rails. 16-gauge steel top and bottom. Uniquely designed, 16-gauge steel rail supports. Furnished complete with removable sides, rear door and one pair of panel mounting rails
- Panel Mounting Rails: 12-gauge steel. Fully adjustable, tapped #10-32 in front on EIA universal spacing. (Use #7346 screws - order separately.) Separate flange with .28" diameter holes provided for mounting accessories
- Side Panel: 20-gauge steel. Removable from outside for easy access
- Bottom: Pierced for RC-7758 casters, and with one 9.56" square hole and four 1.11" knockouts for cable access
- 1200# equipment load capacity
- 24" panel width cabinets available on special order

### FINISHES

- Sand Texture (S), Royal Blue Texture (RB) and Black Texture (BT) are standard. Available in other Bud textured finishes at no extra cost.

### VENTILATED FEATURES

- Cabinet sides and door feature ventilating louvers. Ventilated cabinet top has a perforated area using .25" dia. holes on .31" staggered centers, inside a 9.69" dia. bolt circle. This provides a 58% open area. Holes provided for mounting a 10.00" dia. exhaust fan (Bud Fan No. FN-1282.) See page 12.

## ECONOGLAS AND SEE-THRU DOORS

FOR ECONOMIZER, VALURACK, 60 AND 2000 SERIES UPRIGHT CABINET RACKS

Econoglas Door (fits Economizer and ValuRacks)		See-Thru Door (fits 60 and 2000 Series)	Panel Space Height	Weight Lbs.
Model No.	Model No.			
V-9760-L	V-9770-L	21.00"	6	
—	V-9771-L	31.50"	8	
V-9763-L		42.00"	10	
V-9764-L		52.50"	12	
V-9765-L		61.25"	14	
V-9766-L		70.00"	16	
V-9767-L		78.75"	18	

### DESIGN FEATURES

- Econoglas and See-Thru Doors
- Aluminum frame door with gasketed .18" thick smoke gray plastic insert. Can be used in place of normal steel door. Comes standard with keylock and in 19" panel width. Econoglas door is used with Economizer and ValuRack upright cabinet racks. See-Thru Door is used with 60 and 2000 Series upright cabinet racks.



# UPRIGHT CABINET RACKS

## ECONOMIZER

### ECONOMIZER RACKS – 19" PANEL WIDTH

Model Number Non-Ventilated	Model Number Ventilated	Panel Space PS	Outside Height A	Outside Width B	Outside Depth C	Clear Inside Depth D	Weight Lbs.
ER-16502	ER-16602	42.00"	47.31"	22.00"	18.50"	17.00"	110
ER-16503	ER-16603	52.50"	57.81"	22.00"	18.50"	17.00"	124
ER-16504	ER-16604	61.25"	66.56"	22.00"	18.50"	17.00"	139
ER-16505	ER-16605	70.00"	75.31"	22.00"	18.50"	17.00"	151
ER-16506	ER-16606	78.75"	84.06"	22.00"	18.50"	17.00"	163
ER-16511		21.00"	26.31"	22.00"	25.50"	24.00"	94
ER-16512	ER-16612	42.00"	47.31"	22.00"	25.50"	24.00"	128
ER-16513	ER-16613	52.50"	57.81"	22.00"	25.50"	24.00"	145
ER-16514	ER-16614	61.25"	66.56"	22.00"	25.50"	24.00"	162
ER-16515	ER-16615	70.00"	75.31"	22.00"	25.50"	24.00"	175
ER-16516	ER-16616	78.75"	84.06"	22.00"	25.50"	24.00"	189
ER-16521		21.00"	26.31"	22.00"	30.75"	29.25"	109
ER-16522	ER-16622	42.00"	47.31"	22.00"	30.75"	29.25"	143
ER-16523	ER-16623	52.50"	57.81"	22.00"	30.75"	29.25"	160
ER-16524	ER-16624	61.25"	66.56"	22.00"	30.75"	29.25"	180
ER-16525	ER-16625	70.00"	75.31"	22.00"	30.75"	29.25"	194
ER-16526	ER-16626	78.75"	84.06"	22.00"	30.75"	29.25"	209

For full dimensional information, see our Web site at [www.budind.com](http://www.budind.com).

### OPTIONAL ACCESSORIES – 19" PANEL WIDTH RACKS

Fits Panel Space	Mounting Rails Model No.	Steel Door Model No.	Econoglas Door with Key Lock Model No.	Louvered Steel Door Model No.
21.00"	PMR-9448	ER-16531	V-9760-L	
42.00"	PMR-9450	ER-16532	V-9763-L	ER-16592
52.50"	PMR-9451	ER-16533	V-9764-L	ER-16593
61.25"	PMR-9452	ER-16534	V-9765-L	ER-16594
70.00"	PMR-9453	ER-16535	V-9766-L	ER-16595
78.75"	PMR-9454	ER-16536	V-9767-L	ER-16596

**Leveler Kit:** One pair of levelers with mounting brackets and all mounting hardware. Leveler and caster cannot be used at the same location. Leveler Kit Model No.: RL-7770

**Add-A-Rack System:** Used to combine two or more racks into one integral system. Available in all sizes.

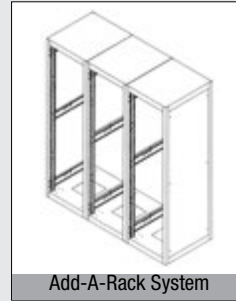
**Econoglas Door:** Aluminum framed, smoke gray plastic door that can be used in place of normal steel doors.

**Mounting Rails:** One pair of mounting rails is provided. Some accessories may require two sets of rails. Refer to accessory chart for additional sets.

**Doors:** Rear door provided. Optional Econoglas and steel front doors are available.

**Accessories:** The complete line of Bud standard accessories are compatible with the Economizer Rack. See pages 12–24.

## ADD-A-RACK SYSTEM



When it is desirable to develop a series of racks into an integral system, Add-A-Rack assemblies can be used to obtain the optimum width and, at the same time, reduce costs considerably.

Assembly consists of the welded frame, rear door, and one pair of panel mounting rails, that are used on the cabinet rack but are minus the side panels.

### OPTIONAL ACCESSORIES – ADD-A-RACK

Model No. Non-Vented	Model No. Vented	Weight Lbs.
ER-16552	ER-16652	95
ER-16553	ER-16653	106
ER-16554	ER-16654	118
ER-16555	ER-16655	127
ER-16556	ER-16656	136
ER-16561		83
ER-16562	ER-16662	107
ER-16563	ER-16663	119
ER-16564	ER-16664	132
ER-16565	ER-16665	140
ER-16566	ER-16666	150
ER-16571		95
ER-16572	ER-16672	117
ER-16573	ER-16673	128
ER-16574	ER-16674	143
ER-16575	ER-16675	151
ER-16576	ER-16676	162

# 19"/23" EQUIPMENT CABINET RACKS



The Bud 19"/23" Equipment Cabinet Rack allows for the purchasing, stocking, and use of only one cabinet for all of your 19" and 23" panel width equipment installations. The unique panel mounting rail design allows the user to determine which panel width is required at the time of actual installation, eliminating expensive floor plans and equipment layouts to accommodate various cabinets for various equipment widths.

### DESIGN FEATURES

- Standard 84" high cabinet with 27" width and 30.75" overall depth
- 78.75" panel height with choice of either 19" or 23" panel width
- Sturdy all-welded steel frame
- Four 4.00" diameter cable access ports in the top and one 9.56" square cable access hole in the bottom
- Lockable ventilated front and rear doors
- Two pairs of L-shaped panel mounting rails that accept either M6 metric or #12-24 threaded cage nuts and screws (order separately: #851-DLH [M6 cage nut], #9621 [M6 screw], #307 [#12-24 cage nut], #9260 [#12-24 screw])
- Includes one #POS-194-S Surge Suppressed Power Outlet Strip
- 1200# equipment load capacity
- Accepts most Bud accessories (see pages 12-24)

### FINISH

- Sand texture (S). Available in other Bud textured colors at no additional cost

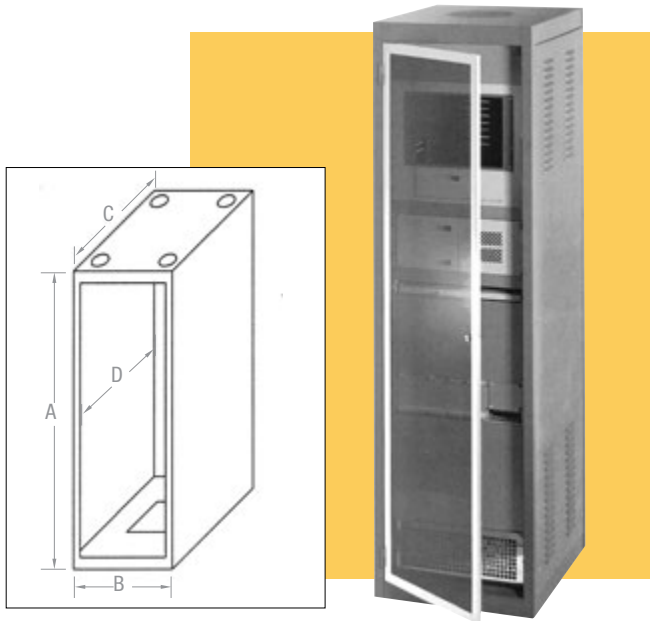
### ORDERING INFORMATION

Model No.	Panel Space	Overall Dimensions A × B × C	Max. Clear Inside Depth D	Weight Lbs.
DC-8010	78.75" × 19" or 23"	84.06" × 27.00" × 30.75"	29.25"	256

For full dimensional information, see our Web site at [www.budind.com](http://www.budind.com).



# TURNKEY



The Bud Turnkey Cabinet Assemblies will accommodate all of your requirements for housing electronic equipment in a secured environment. They come completely assembled for immediate use and accept all of Bud's standard accessories. For accessories see pages 12-24.

**DESIGN FEATURES**

- Welded steel cabinet rack similar to Economizer with louvered side panels and rear door, ventilated top suitable for FN-1282 exhaust fan
- Accepts 19.00" EIA width panels
- 1200# equipment load capacity
- Four 4.00" diameter cable access holes in the top and one 9.56" square hole in the base
- Installed Locking Econoglas front door
- Two pairs of installed full height panel mounting rails. (Use #7346 screws - order separately)
- Style A includes two SH-2385 ventilated shelves
- Style B includes leveler kits

**FINISHES**

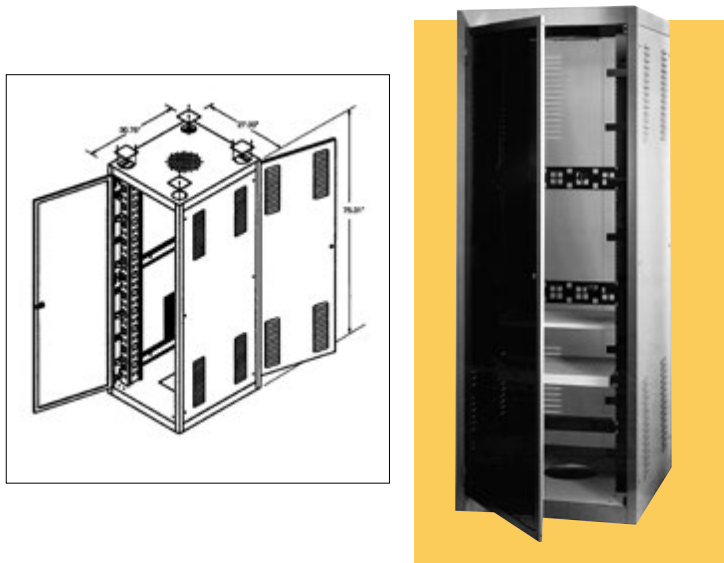
- Style A: Sand Texture (S), Black Texture (BT), and Royal Blue Texture (RB) are standard.
- Style B: Black Textured (BT) is standard
- Both styles are available in other Bud textured colors at no additional cost

**ORDERING INFORMATION**

Model Number	Style	Panel Space PS	Outside Height A	Outside Width B	Outside Depth C	Clear Inside Depth D	Weight Lbs.
DC-8002	A	70.00"	75.31"	22.00"	25.50"	24.00"	208
DC-8075	B	70.00"	75.31"	22.00"	25.50"	24.00"	208
DC-8076	B	78.75"	84.06"	22.00"	25.50"	24.00"	215
DC-8078	B	78.75"	84.06"	22.00"	30.75"	29.25"	229

For full dimensional information, see our Web site at [www.budind.com](http://www.budind.com).

# DISTRIBUTION



The Bud Communications Distribution Cabinet will fulfill your requirements for orderly and secure signal distribution. It comes completely assembled, ready for use and accepts all of Bud's standard accessories.

**DESIGN FEATURES**

- Large 27.00" wide x 75.31" high x 30.75" overall depth ventilated cabinet with 19.00" x 70.00" EIA panel space
- Four 4.00" diameter cable access holes in the top and one 9.56" square hole in the base
- Two pairs of adjustable panel mounting rails (Use #7346 screws - order separately)
- Easy to use adjustable cable management system
- Lockable steel rear and see-through Plexiglas front doors
- 1200# equipment load capacity

**FINISH**

- Black Texture (BT) is standard.
- Available in other Bud textured colors at no additional charge

**ORDERING INFORMATION**

Model Number	Panel Space	Overall Dimensions H x W x D	Weight Lbs.
DC-8050	19.00" x 70.00"	75.31"H x 27.00"W x 30.75"D	270

For full dimensional information, see our Web site at [www.budind.com](http://www.budind.com).

# ALUMINUM RACKS



Model Number	Panel Space	Height	Weight Lbs.
ARR-1272	77.00" × 19.00"	84.00"	37
ARR-1276	42.00" × 19.00"	50.00"	27
ARR-1294	77.00" × 23.00"	84.00"	40
ARR-1296	42.00" × 23.00"	50.00"	30

For full dimensional information, see our Web site at [www.budind.com](http://www.budind.com).

Ideal for installation where easy access to components is a top priority. Each built for years of solid, trouble-free service, as well as obvious ease of service where frequent attention is desired (i.e., telephone switching systems, etc.). For accessories see pages 12–24.

### DESIGN FEATURES

These aluminum racks are available in two heights with 19" and 23" wide panel spaces. Panel mounting holes are #12-24 tapped on EIA universal spacing on both the front and rear flanges.

(Use #9260 screws - order separately)

Base Angles: .25" × 3.50" × 6.00"

Top Angles: .18" × 1.50" × 1.50"

Uprights: .15" × 3.00" web with two .18" × 1.26" flanges

Overall Width: 20.25" for 19" rack; 24.25" for 23" rack

Overall Depth: 15.00" base, 3.00" upright, 6.00" top

Racks have been tested to 1000# equipment load capacity.


### FINISHES

- Natural Finish (NF) or Black (B)

### FEATURES

- Racks are shipped knocked down in one (1) carton, with all necessary assembly hardware included

# WALL MOUNT RACK



### DESIGN FEATURES

These racks provide open rack provisions when floor mounting space is not available. They feature 19" wide panel space, with mounting holes tapped with #12-24 thread on EIA universal spacing on both front and rear flanges (use #9260 screws – order separately) and are constructed of standard natural finish aluminum with metallic gray finished heavy gauge steel wall mounting brackets. Racks have been tested to 400# equipment load capacity.

Model Number	Panel Space	Depth	Weight Lbs.
WRR-2242	42.00" × 19.00"	8.00"	27
WRR-2243	42.00" × 19.00"	12.00"	30
WRR-2244	42.00" × 19.00"	18.00"	34

For full dimensional information, see our Web site at [www.budind.com](http://www.budind.com).

Includes all assembly hardware except for wall attachment fasteners.

# SWING FRAME



### DESIGN FEATURES


These swingframe racks offer all the conveniences of a wall mounted rack, plus the added advantage of a swing out frame for easy access to the rear of your equipment.

- Left or right hand hinge
- #12-24 panel mounting hardware (Use #9260 screws – order separately)
- Velcro cable straps included
- 16" on center wall mounting (wall mounting hardware not included)
- 75# equipment load capacity
- Two Styles: Style A-Knockdown Assembly, Style B-Welded Assembly
- Finish: Black Texture (BT)

Model Number	Style	Panel Space	Overall Height & Width	Depth	Weight Lbs.
SF-2184	A	21.00" × 19.00"	24.00" × 21.25"	18.00"	33
SF-2194	A	35.00" × 19.00"	38.00" × 21.25"	18.00"	40

All products can be custom modified to your specifications.

# HEAVY DUTY STEEL RACK



### DESIGN FEATURES


These heavy duty racks are available in 6' and 7' heights and 19" wide panel space. Panel mounting holes are #12-24 tapped on EIA universal spacing. (Use #9260 screws – order separately.) Panel mounting holes are located on front flanges only.

- Base Angles: .25" × 3.50" × 4.87"
- Top Angles: .12" × 2.09" × 1.56"
- Uprights: .18" × 3.00" × 1.28"
- Overall Width: 20.37"
- Overall Depth: 12.75" base, 3.00" upright, 6.12" top
- Finish: Black Texture (BT)
- Racks are shipped knocked down in two (2) cartons, with all necessary assembly hardware included.

Model Number	Panel Space	Height	Weight Lbs.
RR-1265	66.50" × 19.00"	72.25"	64
RR-1269	77.00" × 19.00"	82.75"	73

For full dimensional information, see our Web site at [www.budind.com](http://www.budind.com).

# RR-1263 SERIES



### DESIGN FEATURES

Exceptionally strong structure made up of chassis-type base and supporting angles.

- Uprights, .11" steel channels, 3.00" deep; top plate, 1.12" × 3.12". Rails tapped #10-32 on EIA universal spacing. (Use #7346 screws - order separately)
- Base is 19.96" × 22.00" and drilled for RC-7758 casters. Racks have been tested to 650# equipment load capacity.
- Finish: Metallic Gray (MG) and Black Texture (BT).
- Racks are shipped knocked down in two (2) cartons, with all necessary assembly hardware included.

Model Number	Panel Space	Height	Weight Lbs.
RR-1263	31.50" × 19.00"	35.62"	36
RR-1363	36.75" × 19.00"	40.87"	37
RR-1264	66.50" × 19.00"	70.62"	46
RR-1364	71.75" × 19.00"	75.62"	47
RR-1366	77.00" × 19.00"	81.12"	49

For full dimensional information, see our Web site at [www.budind.com](http://www.budind.com).

# RR-1367 SERIES



### DESIGN FEATURES

Extra-sturdy racks made of 14 & 12 gauge steel. Eight-inch deep welded "U" member and triangular bracket hold uprights to base(12GA.). Panel mounting rails tapped #10-32 on EIA universal spacing. (Use #7346 screws – order separately.) Chassis type base, 20.87" × 26.00", drilled for RC-7758 casters. Racks may be bolted together in Add-A-Rack fashion.

- Finish: Metallic Gray (MG) and Black Texture (BT).
- Racks are shipped knocked down in two (2) cartons, with all necessary assembly hardware included.

Model Number	Panel Space	Height	Width	Weight Lbs.
RR-1367	61.25" × 19.00"	64.62"	20.87"	74
RR-1368	70.00" × 19.00"	73.37"	20.87"	77
RR-1369	77.00" × 19.00"	80.37"	20.87"	81

All products can be custom modified to your specifications.

# TABLE TOP RACK



### DESIGN FEATURES

Chassis-type base holds heavy components for table mounting applications. Supporting angles provide strength and rigidity. Panel mounting rails tapped #10-32 on EIA universal spacing. (Use #7346 screws – order separately.) Standard 19" panel fits flush with front. Base, 20.37" × 12.00". Shipped knocked down.

- Finish: Metallic Gray (MG) and Black Texture (BT).

Model Number	Panel Space	Height	Weight Lbs.
RR-1248	21.00"	24.00"	14.25
RR-1249	28.00"	31.00"	16.75

For full dimensional information, see our Web site at [www.budind.com](http://www.budind.com).

# DOUBLE RACK



Bud's Double Racks offer the ideal solution when full, natural ventilation and a strong four-point mounting system is required, but without the need for the security offered by a full cabinet rack. Offered in the standard 84" height and in three commonly used depths.

### DESIGN FEATURES

- Lightweight but sturdy, aluminum and steel construction
- Standard 19" × 77" (44U) panel space with #12-24 tapped mounting holes
- Standard 84" overall height and 20.25" overall width
- Choice of three depths of 24", 30", or 36"
- Shipped knocked down in one carton; easily assembled with one 5/8" wrench
- Sturdy, solid four-point mounting for heavy networking equipment
- Dual mounting surfaces and choices in depth provide numerous mounting possibilities
- Unique depth extenders provide for wiring ladder and/or cableway mounting
- Can be mounted to the floor for additional sturdiness and security
- Meets EIA-310 standards
- 1100# equipment load capacity

### FINISH

- Black Textured (BT). Other finishes available upon request.

### ACCESSORIES

- See pages 12–24.

### ORDERING INFORMATION

Model No.	Panel Space	Overall Dimensions H × W × D	Weight Lbs.
DR-8092	19.00" × 77.00"	84.00" × 20.25" × 24.00"	54
DR-8093	19.00" × 77.00"	84.00" × 20.25" × 30.00"	56
DR-8094	19.00" × 77.00"	84.00" × 20.25" × 36.00"	59

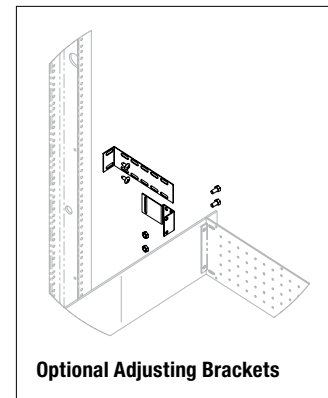
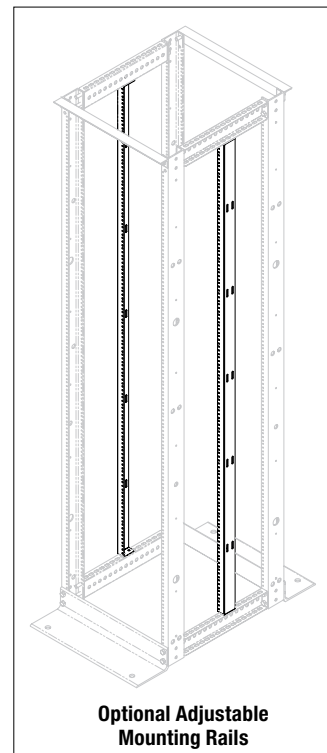
For full dimensional information, see our Web site at [www.budind.com](http://www.budind.com).

### OPTIONAL ACCESSORIES


Model No.	Description	Weight Lbs.
SH-8096	Adjustable Shelf, 19.00" panel width × 3.5" (2-U) high	18.6
PMR-8088	Adjustable Mounting Rail, 75.25" (43-U)	13.0
AB-8089	Adjusting Brackets, 1.75" × 8.00"	1.2
HW-8097	Add-A-Rack Hardware Kit	0.3

### BONUS FEATURES

- Optional Adjusting Panel Mounting Rails provide depth adjustability across full panel height
- Optional Adjusting Brackets are ideal for those one or two pieces of equipment that are shallower than others in your rack, providing mounts up to 8.00" from mounting rail
- Optional Adjustable Shelf – 200# weight load limit
- Can be joined into multiple bay configurations with optional Add-A-Rack kit
- Accepts most other standard Bud accessories



# CABLE MANAGEMENT RACK



Bud's cable management rack offers all the advantages of a standard open rack plus the additional advantages of built in vertical cable management, horizontal cable trough at top of rack, and your choice of either 19" or 23" panel space width.

**DESIGN FEATURES**

- Extra deep 3.00" x 6.50" upright rails
- 77.00" of usable panel space height
- 19.00" or 23.00" panel width
- All aluminum, bolt together, construction
- Integral vertical and horizontal cable management
- Complete with cable management clips and straps, and all necessary hardware, in one convenient carton

**FINISH**


- Black Texture (BT)

**ORDERING INFORMATION**

Model Number	Panel Space	Overall Dimensions H x D x W	Weight Lbs.
CMR-8040	19.00" or 23.00" x 77.00"	86.00" x 16.50" x 23.75" or 27.75"	47

For full dimensional information, see our Web site at [www.budind.com](http://www.budind.com).

# DC-8035



Bud's open rack assembly allows you to order the popular ARR-1272-BT aluminum open rack, together with Bud's efficient cable management system, all under one easy part number.

**DESIGN FEATURES**

- ARR-1272-BT Black finished aluminum rack with 19.00" x 77.00" usable panel space
- Twelve CM-1196 Cableway Rings
- One pair CM-1197 Cableway Covers
- Six CM-1220 Cable rings
- All necessary assembly hardware
- Accepts all Bud open rack accessories
- Shipped knocked down in one carton

**ORDERING INFORMATION**

Model Number	Panel Space	Overall Dimensions	Weight Lbs.
DC-8035	19.00" x 77.00"	26.25"W x 84.00"H	49

For full dimensional information, see our Web site at [www.budind.com](http://www.budind.com).

# FANS & BLOWERS

## FN-1280 Fan

Fan mounts in FT-1170 Fan Tray or can be used individually in other applications. Supplied with one hardware cloth finger guard. UL approved. Specifications 110 Volt AC, .21 Amps, 105CFM, -20°C to +60°C temperature range, weight 1.3 lbs. Noise level: 46 dBA.



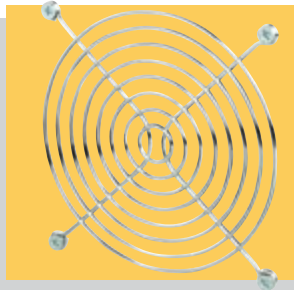
## FN-1282 10" Exhaust Fan

Fan mounts in the top of ventilated Economizer racks. Supplied with finger guard and all mounting hardware. 36" power cord supplied. Standard UL/CSA rated with 535 CFM air flow. Weight: 5.3 lbs. Heatsinking aluminum housing with high strength UL94V-0 thermoplastic impeller. Shaded-pole, thermally protected, ball bearing motor draws .70/.78 amps at 115 VAC. Operating temperature range: -20 to +60 degrees Celsius. Noise level: 55 dBA.



## FG-1281 Finger Guard

Used with FN-1280 fan. Zinc plated steel wire form. Mounting hardware supplied. Weight 2 oz.



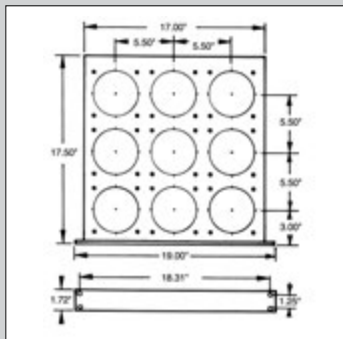
## FC-1283 Fan Cord

Used with FN-1280 fan in individual applications, or as a replacement cord for FN-1282 fan. 36" long, two conductor, 18GA., SPT-1 cable with molded-on right angle fan plug and AC plug. Weight 1.7 oz.



# FAN TRAY ASSEMBLIES

## Fan Tray Assembly



### FT-1170 FAN TRAY ASSEMBLY

Includes 9-position fan tray with preassembled front panel; a 9-outlet daisy chain cord and 6-foot power cord and adjustable support angles. **Material:** Fan Tray & Support Angles, 16-gauge steel; Front Panel, 12-gauge steel. **Finish:** Fan Tray, Front Panel, White Texture (WH) or Metallic Gray (MG). Weight 11 lbs. Order FN-1280 Fans and FG-1281 Finger Guards as required for your application.



## Completed Fan Tray Assemblies

Fan Tray Assemblies that are completely assembled requiring only that you position them in place and plug them in. Available in 3, 6, or 9 fan versions to meet most applications.


### DESIGN FEATURES

- Standard EIA 19" panel width and 1U (1.75") high
- Illuminated on/off switch conveniently located on the front panel
- 115VAC, 60Hz operation
- Additional support brackets included with 6 and 9 fan versions
- 7ft. long power cord

### FINISH

- Smooth Black

Environmental conditions affect fan tray performance. Testing is recommended.



Model Number	Number of Fans	Overall Size W x D x H	Est. Weight Lbs.
FT-1973	3	19.00" x 7.00" x 1.75"	11
FT-1976	6	19.00" x 12.00" x 1.75"	21
FT-1979	9	19.00" x 17.25" x 1.75"	31



# FAN TRAY ASSEMBLY

WITH DIGITAL TEMPERATURE CONTROLLER

Fan Tray Assembly is completely assembled with fans and ready to use. Supplied with a unique digital temperature controller. Just position it in place, plug it in and set the desired temperature setting on the digital controller. Provides 540 total CFM.



### DESIGN FEATURES

- Standard EIA 19" panel width with mounting brackets and 1U (1.75") high.
- Illuminated on/off switch conveniently located on the front panel.
- 110VAC, 60Hz operation.
- CE listed fans with long life sleeve bearing.
- Supplied with two rack mounting brackets – shipped unassembled.
- Detachable 5 ft. long power cord.
- Digital temperature controller range: 0°–50°C (32°–122°F).
- Digital temperature controller accuracy: ±1°C (±2°F).
- Easily locatable temperature sensor with 9 ft. long cable.

### FINISH

- Black textured powder coating

Model Number	Number of Fans	Overall Size H x W x D	Est. Weight Lbs.
FT-1986	6	1.75" x 19" x 18.56"	N/A

# TEM-STAT TEMPERATURE CONTROLS

Prevent shut-downs caused by over-heating of electronic or electrical equipment in enclosures. Units react quickly to gradual or sudden temperature changes. Can also be used for temperature control in convection and radiant heating applications. UL and CSA listed. **Weight:** 2.0 oz.

Model Number	Range	Accuracy	*Contacts re-open after	Mounting	UL Electrical Ratings					
					Service Life 100,000 cycles (Full Load)			Service Life 30,000 cycles (Full Load)		
					120 VAC	240 VAC	DC	120 VAC	240 VAC	DC
TS-15-A*	80°–170°F	±8°F	10°±5°F drop	Flush	15 Amps	—	—	15 Amps	10 Amps	—
TS-16	32°–140°F	±7°F	12.5°±7°F drop	DIN	15 Amps	10 Amps	30 W	15 Amps	10 Amps	30 W

\*Contacts: Normally open, close on temperature rise



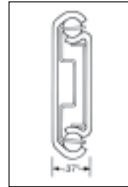
# SLIDING MECHANISMS



Each of these zinc plated, alloy steel telescoping and linear motion mechanisms consists of an outer member, inner member, ball retainer, and ball bearings. All types offer a smooth, precise telescoping movement with long service life. Requires two pairs of panel mounting rails per cabinet rack.

Model No.	Slide Length	Travel	Load Rating* (Lbs.)	Ship Weight (Lbs.)	Recommended Slide Mounting Bracket Kit	
					Universal Kit	Economy Kit
AS-5000-A	12.00"	8.00"	140	1.3	BAS-5106 Max. chassis width 2.00" less than rack panel width	BAS-5107
AS-5001-A	16.00"	12.00"	120	1.7		
AS-5002-A	20.00"	15.00"	92	2.3		
AS-5004-A	26.00"	19.00"	70	2.9		

\* Load rating shown in table is "per pair".

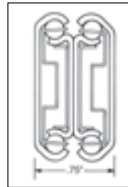


**Two-piece slide with stationary delrin guides for stabilization in closed position. 3/4 extension, front disconnect, positive stop.**




Model No.	Slide Length	Travel	Load Rating* (Lbs.)	Ship Weight (Lbs.)	Recommended Slide Mounting Bracket Kit		
					Universal Kit	Economy Kit	Recessed Kit
AS-5042-A	20.00"	20.87"	91	4.2	BAS-5106	BAS-5107	BAS-5108
					Max. chassis width 2.75" less than rack panel width		Max. chassis width 2.00" less than rack panel width

\* Load rating shown in table is "per pair".



**Three-piece slide full extension, front disconnect, positive stop.**


# SLIDE MOUNTING BRACKET KITS



**BAS-5105**  
**BAS-5106**



**BAS-5107**



**BAS-5108**

The **BAS-5105** Mounting Bracket Kit is similar to the BAS-5106 kit except that it is modified to allow slide-mounted accessories to fit Budrack Professional and Server Rack Professional Series cabinet racks. Weight 2 Lbs.


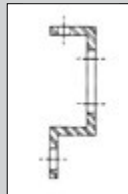
The **BAS-5106** Universal Mounting Bracket Kit is recommended for both two-piece and three-piece slides subject to maximum chassis width as shown above. It is easier to assemble, allowing slides to be mounted to either panel mounting surface or accessory flange of panel mounting rails. Weight 2 Lbs.

The **BAS-5107** Economy Mounting Bracket Kit is recommended for a more economical approach to mounting a two-piece or three-piece slide to the front flange of panel mounting rails. Weight 1 Lb.

The **BAS-5108** Recessed Mounting Bracket Kit is recommended for a three-piece slide only when the chassis width is 2.00" less than rack panel width. Weight 2 Lbs.

All kits include necessary mounting brackets and hardware to install one pair of slides.

### Standard Panel Mounting Rails




Use on Bud Cabinet Racks: ValuRack and Economizer. 12 Gauge Steel. Sold in pairs. Rail mounting hardware included. (Uses #7346 equipment mounting screws - order separately.) **Finish:** Black

Model No.	Fits Cabinet Rack w/Panel Space	Weight (Lbs.)	Model No.	Fits Cabinet Rack w/Panel Space	Weight (Lbs.)
PMR-9448	21.00"	4	PMR-9451	52.50"	10
PMR-2331	24.50"	4.75	PMR-9452	61.25"	11
PMR-9449	31.50"	6	PMR-9453	70.00"	12
PMR-9450	42.00"	8	PMR-9454	78.75"	14

### L-Shaped Panel Mounting Rails

Use on Bud Cabinet racks: ValuRack and Economizer when accessory flange on standard rails interferes with equipment installation. EIA spaced equipment mounting holes accepts either #12-24 (Bud #307) or M6 (Bud #851-DLH) cage nuts – order separately. Four rails per package. Rail mounting hardware included. **Finish:** Black



Model No.	Fits Cabinet rack w/panel space	Wt. Lbs.
PMR-9483	70.00"	24
PMR-9484	78.75"	28

### Cable Management Straps

Velcro cable straps in two styles. Comes in packages of 25 straps. **Color:** Black



Style A



Style B

Model No.	Style	Size (W x L)	Wt. Oz.
CMS-2208-B	A	1.00" x 8.00"	3.4
CMS-2212-B	A	1.00" x 12.00"	5.0
CMS-2218-B	B	.75" x 18.00"	4.6

### Cable Management Panels

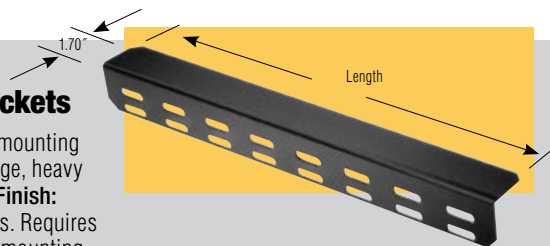
Heavy gauge steel panels occupy 1U (1.75") of panel space height, and are available for both 19" and 23" panel widths. Comes complete with 8" Velcro cable straps and all mounting hardware. **Finish:** Black



Model No.	Panel Width	No. of Straps	Wt. Lbs.
CM-2201	19.00"	4	1.0
CM-2202	23.00"	5	1.1

### Chassis Support Brackets


Attaches to panel mounting rail accessory flange, heavy duty 14 ga. steel. **Finish:** Black. Sold in pairs. Requires two pairs of panel mounting rails per cabinet rack.



Model No.	Length	Weight (Lbs.)
CSB-1352	13.00"	1.75
CSB-1353	16.00"	2.25
CSB-1354	23.00"	3.25
CSB-1355	28.00"	3.75
CSB-8180	33.00"	4.75
CSB-8181	41.00"	5.50

### Open Rack Adapter Bracket

5" long brackets adapt chassis support brackets for use on open rack. Package contains 2 pairs.



Model No.	Est. Weight (Lbs.)
CSB-1351	1

### Cable Management Bracket Sets

Heavy gauge steel bracket mounts in any direction with one screw mounting. Package contains six brackets, six 12" Velcro cable straps and all mounting hardware. **Finish:** Black




Model No.	Size	Wt. Lbs.
CM-2200	1.00" x 1.50" x 3.00"	1.0

See our online rack and accessory selector guide at [www.budind.com/rackguide.html](http://www.budind.com/rackguide.html)

### Equipment Tie Down Bracket

Heavy gauge steel bracket, in 19" panel width, will secure your equipment within open or enclosed cabinet racks. Front panels are 1U (1.75") high.


**Finishes:** Black Texture (BT) or Metallic Gray (MG)  
Includes all mounting hardware.



Model No.	Panel Width	Weight Lbs.
EB-1781	19.00"	1.1

### Panel Extender


Heavy gauge steel brackets extend panels 5.00" beyond normal panel mounting rails. Panel mounting holes on EIA universal spacing. **Finish:** Black. Sold in pairs. Includes all mounting hardware.



Model No.	Panel Height	Est. Weight Lbs.
PE-1600	3.50"	1
PE-1601	5.25"	2
PE-1602	7.00"	2

### Cableway Ring

Mounts to side of open rack to provide vertical cableway. Can be used between two adjacent racks. Heavy gauge steel Available in two depths. **Finish:** Black. Includes all mounting hardware.



Model No.	Size (W x D)	Est. Weight Lbs.
CM-1195	3.00" x 4.00"	1
CM-1196	3.00" x 6.00"	1

### Cable Rings

Heavy gauge steel rings occupy 1U (1.75") of panel space. **Finish:** Black. Includes all mounting hardware.



Model No.	Size (W x D)	Est. Weight Lbs.
CM-1220	1.25" x 3.50"	1
CM-1221	3.00" x 3.50"	1

### Cableway Cover


Formed steel covers mount to the front and rear of cableway rings to protect cables and present a finished look to your cabling installation. **Finish:** Black. Used on 7' tall open racks. Sold in pairs. Includes all mounting hardware.



Model No.	Size (W x D)	Est. Weight Lbs.
CM-1197	3.00" x 83.00"	10

### Cable Bracket

Heavy gauge steel brackets occupy 1U (1.75") of panel space. **Finish:** Black. Includes all mounting hardware.



Model No.	Size (W x D)	Est. Weight Lbs.
CM-1223	1.75" x 3.50"	1

### Cable Management Panel


Designed for 19" panel width racks. Heavy 18 gauge formed steel panel, with twelve plastic cable clips. **Finish:** Black. Includes all mounting hardware. **Accessories:** Additional plastic cable clips Model No. CM-1229. Twelve clips per package.



Model No.	Size (H x W)	Est. Weight Lbs.
CM-1225	1.75" x 19.00"	1

### Cable Management Panel


Designed for 19" panel width racks. Heavy 18 gauge formed steel panel with twenty-four plastic cable clips and three CM-1220 cable rings. **Finish:** Black. Includes all mounting hardware. **Accessories:** Additional plastic cable clips Model No. CM-1229. Twelve clips per package.



Model No.	Size (H x W)	Est. Weight Lbs.
CM-1227	3.50" x 19.00"	3

### Cable Management Clips

Snap-in spring steel cable clips available in two sizes. In packages of 3 clips.  
**Finish:** Black



Model No.	Size (W x D)	Weight Lbs.
CM-2220	.56" x 3.75"	.5
CM-2221	1.62" x 2.50"	.4

### Adapter Mounting Brackets

16-gauge steel brackets used for mounting 19" wide equipment into open racks with 23" and 24" wide panel spaces and enclosed cabinet racks with 24" wide panel spaces. Mounting hole locations conform to EIA specs. Finish is Black Texture (BT). Comes complete with all mounting hardware. Brackets are packaged in pairs.



Model No.	Panel Height	Weight Oz.
AB-1851	1.75"	3
AB-1852	3.50"	6

### Cable Carrier


Allows for the organization and protection of cables on slide-mounted equipment. Mounts to panel mounting rail at rear of cabinet rack, and can be used on both the left and right sides of the cabinet. Wide support arms allow for the use of either ribbon cable or bundled wire cables. Carrier requires .88" clearance at the rear of cabinet when closed. Permits up to 30" of chassis extension.



Model No.	Size	Est. Weight Lbs.
CC-5190	3.50" (2-U)	4
CC-5191	1.75" (1-U)	2

### Stationary Keyboard/Mouse Shelf

Heavy gauge steel shelf mounts to any 19" panel width open rack. Comes with 9.00" x 7.00" mouse tray that can be bolted on to either the left or right hand side of the shelf. Takes up 1U (1.75") of panel space. **Finish:** Black Texture (BT) or Metallic Gray (MG). Includes all mounting hardware.



Model No.	Panel Width	Max. Keyboard Width	Weight Lbs.
SA-1775	19.00"	20.00"	6.3

### Open Rack Monitor Shelf


19.00" deep heavy gauge steel shelf mounts to any 19" or 23" panel width open rack. Includes 4.00" high x 10.50" wide integrated switch box compartment. Supports 200 Lbs.  
**Finish:** Black Texture (BT) or Metallic Gray (MG). Includes all mounting hardware.



Model No.	Panel Width	Weight Lbs.
SA-1796	19.00"	12.3
SA-1798	23.00"	13.7

### Sliding Keyboard/Mouse Shelf

Sliding keyboard shelf fits 19" and 23" panel width racks. Mouse pad slides out from underneath the shelf in either the right or left side. Takes up 2U (3.50") of panel space. Overall depth: 12.50". **Finish:** Black Texture (BT) or Metallic Gray (MG). Includes all mounting hardware.




Model No.	Panel Width	Max. Keyboard Width	Weight Lbs.
KS-1785	19.00"	16.00"	13.4
KS-1787	23.00"	20.50"	15.1

See our online rack and accessory selector guide at [www.budind.com/rackguide.html](http://www.budind.com/rackguide.html)

### Power Outlet Strips


Power outlet strips can be used in cabinets, on walls or along work or test benches. Silver gray housings; no loose wires can come into contact with conductor wires. Strips snap into adjustable mounting clips. Grounding type 15 amp., 125 volt receptacles, 15 amp thermal-type circuit breaker with reset. 14 gauge, 3 wire, 6 foot power cord. All components UL approved.



Model No.	No. of Outlets	Length	Weight Lbs.
POS-4	4	17.50"	2.00
POS-6	6	12.25"	1.75
POS-7	7	48.00"	3.50
POS-9	9	60.00"	4.25
POS-11	11	72.00"	4.75

### Surge Suppressed Power Outlet Strips

Provides protection to data or word processing equipment and other sensitive electrical equipment from sudden "spikes" or high energy voltage. Prevents equipment damage, lost or distorted data. Maximum surge current is 13000 amps, response time is < 5ns., 15 amp thermal type circuit breaker with reset. 14 gauge, 3 wire, 6 foot power cord, all components UL approved.



Model No.	No. of Outlets	Length	Weight Lbs.
POS-4-S	4	17.50"	2.00
POS-66	6	12.25"	1.75
POS-7-S	7	48.00"	3.50
POS-9-S	9	60.00"	4.25
POS-11-S	11	72.00"	4.75

### Rackmount Power Outlet Strips—15 Amp

Designed for 19" panel space open and enclosed racks. These units are easily installed to the panel mounting surface of the racks. They provide instant power distribution from either the front or rear of the unit, and are offered in 8 outlet versions.



#### FEATURES


- 15 foot black 14/3 SJT power cord.
- 15 amp, 125 volt ratings.
- Circuit breaker and illuminated on/off switch on front panel.
- 1.75" high x 3.79" deep x 19.00" wide panel space.
- Meets UL 1363 and UL 1449 U.S. specifications.



Model No.	No. of Outlets	Outlet Location	Surge Protected	UL Surge Rating	Wt. Lbs.
POS-194-S	8	Rear	Yes	330V	3.75
POS-195-S	8	Front	Yes	330V	3.75

### Triangular Mounting Brackets

Heavy gauge steel; .75" flanges support chassis. Sold in pairs.




Model No.	Height	Depth	Weight Lbs.
MB-1266	5.00"	5.00"	.50
MB-1267	7.00"	7.00"	1.00
MB-1268	9.00"	9.00"	1.50

See our online rack and accessory selector guide at [www.budind.com/rackguide.html](http://www.budind.com/rackguide.html)



### Sliding Drawer

Fit cabinets with 19" panel width. Front panel height, 8.75". Supports heavy loads even when fully extended. Requires two pairs of panel mounting rails per cabinet rack. **Panel Finishes:** White Texture (WH), Metallic Gray (MG) and Black Texture (BT).



Model No.	Size Inside	Wt. Load Lbs.	Weight Lbs.
D-1722	16.56" x 6.31" x 16.18"	120	23
D-1723	16.56" x 6.31" x 19.18"	92	24

### Desktop Drawer


Front panel height, 3.50". Hinged drawer top has plastic laminate bonded to aluminum. Requires two pairs of panel mounting rails per cabinet rack. Supports 92 Lbs. **Panel Finishes:** White Texture (WH), Black Texture (BT) and Metallic Gray (MG)



Model No.	Size Inside	Weight Lbs.
DD-2363	16.87" x 13.87" x 3.00"	23

### Hinged Patch Panel Bracket

These wall or rack mounted brackets accommodate all popular patch panel sizes and allow ready access to the rear of the panel. Features: Wall or 19" rack mountable. Heavy duty 16-gauge steel construction. Welded-on heavy duty hinge. **Finish:** Black Texture (BT). EIA spaced panel mounting holes. Three cable access knockouts in back panel.



Model No. A = 5.00"	Model No. A = 8.00"	Panel	Weight Lbs.
HWB-1790		3.50"	3
HWB-1792	HWB-2792	7.00"	5

### Heavy Duty Open Rack Shelf

Center mounted shelf mounts between the upright rails of all standard 19" panel width open racks. Offered in ventilated and non-ventilated versions, shelf is 19.00" deep and 5.25" high. Rugged 16-gauge steel construction. Supports 200 Lbs. **Finishes:** Black Texture (BT) or Metallic Gray (MG)



Model No.	Panel Width	Version	Wt. Lbs.
SA-1765	19.00"	Non-Ventilated	7
SA-1766	19.00"	Ventilated	7

### Economizer Desktop

Supports 200 pounds. Easy to install: Just bolt pre-slotted, adjustable support channels to cabinet rack's mounting rails. Fits all cabinet depths. 18.00" deep, plastic laminated top. Requires two pairs of panel mounting rails per cabinet rack. **Finish:** Antique White




Model No.	Application	Width	Weight Lbs.
DT-17400	1-BAY	22.00"	19.25

See our online rack and accessory selector guide at [www.budind.com/rackguide.html](http://www.budind.com/rackguide.html)

### Equipment Shelf-Open Rack

Open rack shelves fit 19" wide panel spaces and 5.25" panel height. Shelves are one-piece, 16 gauge steel and are flanged for added support. They are offered in non-ventilated and ventilated versions, and include all mounting hardware. Supports 150 Lbs. **Finishes:** Metallic Gray (MG), Black Texture (BT)




Model No.	Type	Width	Depth	Est. Wt. Lbs.
SA-1748	Non-Ventilated	17.62"	10.00"	5.5
SA-1749	Ventilated	17.62"	10.00"	5.5
SA-1750	Non-Ventilated	17.62"	15.00"	8
SA-1751	Ventilated	17.62"	15.00"	8
SA-1752	Non-Ventilated	17.62"	20.00"	10.5
SA-1753	Ventilated	17.62"	20.00"	10.5

### Shelf Assembly

May be attached over panel or direct to panel or direct to panel mounting rails. Overall height 7.00". Hardware furnished.

**Finishes:** Gray Texture (GT) and Royal Blue texture (RB).




Model No.	Depth	Width	Wt. Lbs.
SA-1719	16.00"	22.00"	13.25
SA-1720	20.00"	22.00"	15.25

### Adjustable Shelf-Open Rack


Open rack shelves fit 19.00" and 23.00" wide panel spaces. Shelves are 16 gauge steel and are flanged for added support. Shelves are adjustable for depth within rack, and come with all mounting brackets and hardware. Supports 150 Lbs.

**Finishes:** Metallic Gray (MG) or Black Texture (BT)



Model No.	Width	Depth	Wt. Lbs.
SA-1278	17.62"	16.00"	8.3
SA-1279	17.62"	20.00"	9.3
SA-1378	21.62"	16.00"	10
SA-1379	21.62"	20.00"	11

### Stationary Shelves Ventilated




Stationary shelves, available in ventilated and non-ventilated versions, fit 19" and 24" wide panel spaces and all cabinet rack depths. Shelves are one-piece, 16-gauge steel with flanged front and rear to support up to 200 lbs. All shelves come with necessary mounting hardware. Additional brackets are furnished to allow flexibility in mounting. Shelves allow sufficient room in rear for cables and power outlet strips. Requires two pairs of panel mounting rails per cabinet rack. **Finish:** Smooth Black

#### Ventilated

Model No.	CABINET RACKS		SHELVES		Approx. Wt. Lbs
	Panel Width	Max. Clear Inside Depth	Width	Depth	
SH-2383	19.00"	17.00"	17.90"	14.25"	6
SH-2384	19.00"	20.50"	17.90"	17.75"	7
SH-2385	19.00"	24.00"	17.90"	21.25"	8.25
SH-2386	19.00"	29.25"	17.90"	26.50"	9
SH-2483	24.00"	17.00"	22.90"	14.25"	7.5
SH-2484	24.00"	20.50"	22.90"	17.75"	8.25
SH-2485	24.00"	24.00"	22.90"	21.25"	10.25
SH-2486	24.00"	29.25"	22.90"	26.50"	11.25

### Stationary Shelves Non-Ventilated




#### Non-Ventilated

Model No.	CABINET RACKS		SHELVES		Approx. Wt. Lbs
	Panel Width	Max. Clear Inside Depth	Width	Depth	
SH-2379	19.00"	17.00"	17.90"	14.25"	7
60-2380	19.00"	20.50"	17.90"	19.25"	7.5
60-2381	19.00"	24.00"	17.90"	22.75"	8.5
SH-2382	19.00"	29.25"	17.90"	26.50"	10.75
SH-2479	24.00"	17.00"	22.90"	14.25"	8.5
SH-2480	24.00"	20.50"	22.90"	17.75"	9.75
SH-2481	24.00"	24.00"	22.90"	21.25"	12
SH-2482	24.00"	29.25"	22.90"	26.50"	13.5

See our online rack and accessory selector guide at [www.budind.com/rackguide.html](http://www.budind.com/rackguide.html)

**Sliding Shelves  
Ventilated**



**Sliding Shelves  
Non-Ventilated**



Sliding shelves, available in ventilated and non-ventilated versions, fit 19" and 24" wide panel spaces and all cabinet rack depths. Shelves are 16-gauge steel and flanged on all four sides for added support. Universal mounting brackets allow flexibility in mounting. Shelves allow sufficient room in rear for cables and power outlet strips. Requires two pairs of panel mounting rails per cabinet rack. **Finish:** Smooth Black

**Ventilated**

CABINET RACKS			SHELVES				
Model No.	Panel Width	Max. Clear Inside Depth	Width	Depth	Load Rating Lbs.	Travel	Approx. Wt. Lbs
SH-2391	19.00"	17.00"	17.00"	14.25"	140	8.00"	8.75
SH-2392	19.00"	20.50"	17.00"	17.75"	120	12.00"	9.75
SH-2393	19.00"	24.00"	17.00"	21.25"	92	15.00"	12
SH-2394	19.00"	29.25"	17.00"	26.50"	70	19.00"	13.5
SH-2491	24.00"	17.00"	22.00"	14.25"	140	8.00"	10
SH-2492	24.00"	20.50"	22.00"	17.75"	120	12.00"	11.5
SH-2493	24.00"	24.00"	22.00"	21.25"	92	15.00"	14
SH-2494	24.00"	29.25"	22.00"	26.50"	70	19.00"	15.75

**Non-Ventilated**

CABINET RACKS			SHELVES				
Model No.	Panel Width	Max. Clear Inside Depth	Width	Depth	Load Rating Lbs.	Travel	Approx. Wt. Lbs
SH-2387	19.00"	17.00"	17.00"	14.25"	140	8.00"	9.5
SH-2388	19.00"	20.50"	17.00"	17.75"	120	12.00"	11
SH-2389	19.00"	24.00"	17.00"	21.25"	92	15.00"	13.25
SH-2390	19.00"	29.25"	17.00"	26.50"	70	19.00"	15.5
SH-2487	24.00"	17.00"	22.00"	14.25"	140	8.00"	11.25
SH-2488	24.00"	20.50"	22.00"	17.75"	120	12.00"	12.75
SH-2489	24.00"	24.00"	22.00"	21.25"	92	15.00"	15.5
SH-2490	24.00"	29.25"	22.00"	26.50"	70	19.00"	18

**Dual Sliding Shelf**


Two independent sliding shelves mounted side-by-side within a 19" panel width. Ideal for installing computer towers or UPS systems in an open or enclosed rack. Each shelf will support 90# and lock in the extended position. **Finish:** Black



Model No.	PANEL SPACE		INDIVIDUAL SHELF		
	Width	Depth	Width	Depth	Wt. Lbs.
SH-2397	19.00"	22.75"	8.33"	14.92"	24.7

**Tool-Less Shelf**

Easily installed into any 19" panel width cabinet rack, with four standard Bud panel mounting rails, but without the need for tools. Mounting brackets attach to rails with supplied thumbscrews, and present a sturdy platform for the drop-in shelf. Supports 150# of equipment. **Finish:** Smooth Black



Model No.	Size	Est. Wt. (lbs.)
SH-1730	16.68" x 23" Deep	11.0

### Monitor Shelf with Fold-up Keyboard


Open rack shelf fits in 19" wide x 15.75" high panel spaces. Constructed of heavy gauge steel. Keyboard shelf folds up in front of the monitor when not in use, and accepts most keyboards up to 18.87" wide. Comes with detachable mouse pad. **Finish:** Black Texture (BT)



MONITOR			KEYBOARD		
Model No.	Width	Depth	Width	Depth	Wt. Lbs.
SA-1746	17.50"	16.87"	18.87"	10.15"	22.0

### Sliding Keyboard Shelf

Sliding shelf fits into any 19" panel width cabinet or rack yet still accepts all standard PC and most custom keyboards up to 23" wide. Ample storage space for keyboards, mouse, and manuals. Convenient adjustable mouse and/or notepad panel. **Finish:** Black



Model No.	Panel Width	Max. Keyboard Width	Wt. Lbs.
KS-1788	19.00"	23.00"	18.5

### Standard Panels

For all cabinets, cabinet racks, relay racks and small enclosures, where applicable.



### "Surface Shield" Panels, SFA-Series

Mill finish aluminum alloy panels. White, pressure-sensitive paper on one side protects and provides surface for laying out drilling or punching position. Available in .12" thickness; 19.00" width.

### Standard Aluminum and Hard Aluminum Panels, PA Series

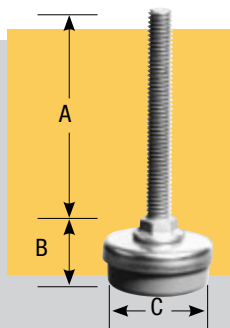
.12" standard aluminum alloy (3003-H14), and .12" hard aluminum alloy (6061-T6) in 19" panel width.

Panel Height	19-INCH PANELS					
	SURFACE SHIELD ALUMINUM			PA SERIES ALUMINUM		
	.12" Thick (3003-H14)			.12" Thick (6061-T6)		.12" Thick (3003-H14)
	Model No.	Weight Lbs.	Model No.	Weight Lbs.	Model No.	Weight Lbs.
1.75"	SFA-1831	.37	PA-1131	.37	PA-1101	.37
3.50"	SFA-1832	.75	PA-1132	.75	PA-1102	.75
5.25"	SFA-1833	1.12	PA-1133	1.12	PA-1103	1.12
7.00"	SFA-1834	1.75	PA-1134	1.75	PA-1104	1.75
8.75"	SFA-1835	2.00	PA-1135	2.00	PA-1105	2.00
10.50"	SFA-1836	2.50	PA-1136	2.50	PA-1106	2.50
12.25"	SFA-1837	2.75	PA-1137	2.75	PA-1107	2.75
14.00"	SFA-1838	3.25	PA-1138	3.25	PA-1108	3.25
15.75"	SFA-1839	3.62	PA-1139	3.62	PA-1109	3.62
17.50"	SFA-1840	4.00	PA-1140	4.00	PA-1110	4.00
19.25"	SFA-1841	4.25	PA-1141	4.25	PA-1111	4.25
21.00"	SFA-1842	5.00	PA-1142	5.00	PA-1112	5.00
	Mill Finish		White Texture (WH) Metallic Gray (MG)		White Texture (WH) Metallic Gray (MG) Black Texture (BT)	

See our online rack and accessory selector guide at [www.budind.com/rackguide.html](http://www.budind.com/rackguide.html)

### Stem Levelers

Stem levelers. Zinc-plated steel cap and stem; 3/8-16 thread. RL-7766, rubber base. RL-7767 nylon base. RL-7771 nylon base. RL-7766 and RL-7767 furnished with 2 height adjusting nuts. RL-7770 Leveler kit consists of two levelers and mounting brackets. Used on Economizer. 200 lb. load rating (all).



Model No.	A	B	C	Load Rating Ea. Lbs.	Wt. ea. Lbs.
RL-7766	3.00"	1.00"	1.50"	200	.20
RL-7767	3.00"	.75"	1.62"	200	.20
RL-7771	2.00"	.75"	1.62"	200	.10
RL-7770		KIT		200	2.00

### Casters

Extra-heavy-duty, for use on Bud open and enclosed cabinet racks. Ball-bearing wheels made of hard tread composition.


Casters are priced, sold and packaged in quantities of two with all necessary mounting hardware included.



Model No.	Height	Wheel Material	Load Rating Ea. Lbs.	Weight Lbs.
RC-7758-PR	3.25"	Hard Rubber	200	2
RC-7764-PR	3.50"	Nylon	550	3

### Casters

Ball-bearing, swivel type. Wheels are hard tread rubber, 4.00" diameter x 1.25" wide. Available with or without side brake and come with formed 12-gauge adapter mounting brackets. Mount in all cabinet racks that currently accept RC-7758-PR casters. Increase overall height of cabinet by approximately 4.00". Casters are priced, sold, and packaged in pairs with all necessary mounting hardware included.



Model No.	Description	Load Rating Lbs.	Est. Weight Lbs.
RC-7761-PR*	w/ locking brake	240	7
RC-7762-PR	w/o locking brake	240	7

\* Shim kit (7761-KIT) required when using with 60-Series and 2000-Series cabinets.

### Rubber & Plastic Feet

**F-8038** Self-adhesive sponge rubber pad. Can be applied to any surface. .75" diameter x .12" thick.



**F-9653** Top-grade rubber. Fits into .43" Dia. hole. Press-fit holds it firmly into place.



**F-7264-A** Made of high-grade black plastic supplied with mounting hardware. Plastic portion is .75" diameter x .37" high.



**F-7800-A** Same as F-7264-A except plastic portion is .87" diameter x .50" high.

**F-3581** Rubber feet with self-adhesive backing. Can be applied to any surface. .50" sq. x .21" high.



**F-3599** Same as F-3581 except size is .81" sq. x .31" high.

### Screws/Nuts/Washers

Model No.	Description
295	10-32 cage nut, zinc plate
307	12-24 cage nut, zinc plate
851-DLH	M6 cage nut, zinc plate
W-1573	.12" thick, nylon washer. Outside diameter same as Bud panel mounting screws. Inside diameter accepts both #10 & #12 screws. Natural color. Sold in packages of 25.
3313	6-32 x .50" flat head Phillips swage-form steel screw. Zinc plate.
7346	10-32 x .62" Phillips, truss head, steel machine screw. Zinc plate. For mounting panels.
9260	12-24 x .50" Phillips, truss head, steel machine screw. Zinc plate.
9261	M6 x 16mm screw
9621	12-24 U-type clip nut. Steel, black finish.

See our online rack and accessory selector guide at [www.budind.com/rackguide.html](http://www.budind.com/rackguide.html)

ACCESSORIES  
**HANDLES**

Styled for all types of applications, designed for long wear; quality construction equals that of high-priced counterparts.

**H-9110-B** Chrome Plated.  
Mounting Centers: 6.00".  
Hardware: (2) 10-32 x .37" screws.  
Hand Clearance: 1.25".  
Material: .37" dia. steel, angular formed.



**H-9111-B** Chrome Plated.  
Mounting Centers: 4.00".  
Hardware: (2) 10-32 x .37" screws.  
Hand Clearance: .93".  
Material: .37" dia. steel.



**H-9112-B** Chrome Plated.  
Mounting Centers: 6.00".  
Hardware: (2) 10-32 x .37" screws.  
Hand Clearance: .93".  
Material: .37" dia. steel.



**H-9113-B** Chrome Plated.  
Mounting Centers: 8.00".  
Hardware: (2) 10-32 x .37" screws.  
Hand Clearance: .93".  
Material: .37" dia. steel.



**H-9114-B** Chrome Plated.  
Mounting Centers: 8.00".  
Hardware: (2) 1/4"-28 x .50" screws.  
Hand Clearance: 1.50".  
Material: .50" dia. steel.




**H-9116-B** Chrome Plated.  
Mounting Centers: 6.00".  
Hardware: (2) 1/4"-28 Hex nuts.  
Hand Clearance: .93".  
Material: .37" dia. steel.




**H-9170-B** Clear anodized aluminum.  
Mounting Centers: 2.75".  
Hardware: (2) 8-32 x .62" screws.  
Hand Clearance 1.18"



**H-9174-B** Clear anodized aluminum.  
Mounting Centers: 4.00".  
Hardware: (2) 8-32 x .37" screws.  
Hand Clearance 1.09"



**H-9176-B** Clear anodized aluminum.  
Mounting Centers: 3.25".  
Hardware: (2) 8-32 x .37" screws.  
Hand Clearance .75"



**H-9160-B** Chrome Plated.  
Mounting Centers: 3.50".  
Hardware: (2) 1/4"-28 Hex nuts.  
Hand Clearance 1.68".  
Material: .37" dia. steel.




**H-9161-B** Chrome Plated.  
Mounting Centers: 5.25".  
Hardware: (2) 1/4"-28 Hex nuts.  
Hand Clearance 1.68".  
Material: .37" dia. steel.



**H-9166-B, H-9168-B**  
Finish: Chrome Plated.  
Mounting Centers: H-9166-B: 1.90".  
H-9168-B: 3.00".  
Hardware: (2) 6-32 x .50" screws.  
Hand Clearance: 1.00".  
Material: 25" dia. brass.



**H-9177-B** Clear anodized aluminum.  
Mounting Centers: 4.37".  
Hardware: (2) 8-32 x .37" screws.  
Hand Clearance .75"



**H-9179-B** Clear anodized aluminum.  
Mounting Centers: 4.00".  
Hardware: (2) 8-32 x .37" screws.  
Hand Clearance: 62"



**H-9180-B** Clear anodized aluminum.  
Black trim. Mounting Centers: 4.00".  
Hardware: (2) 8-32 x .25" screws.



**H-9183-B** Clear anodized aluminum.  
Mounting Centers: 4.56".  
Hardware: (2) 8-32 x .37" screws.  
Minimum hand Clearance 1.09"



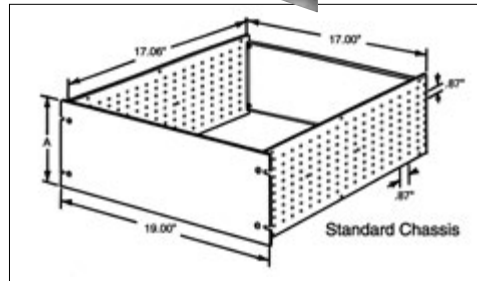

**LH-9358** Non-Locking Latch Handle  
Interchangeable with existing key lock  
used on Economizer Doors.





# RACK MOUNTABLE CHASSIS

## RACK MOUNT CHASSIS



Side Panel mounting holes are punched on .87" grid to allow total flexibility in mounting of components. Rear Panel is fully adjustable from front to rear. Standard 19.00" Front Panels feature "Surface Shield" protection, which provides surface for laying out drilling and punching positions.

### DESIGN FEATURES

- Included in standard chassis:
- Front Panel - .12" thick mill finish aluminum with "Surface Shield" protection.
- Side & Rear Panels - .09" aluminum.
- Finish - Natural. Other finishes available on request.
- Shipped unassembled with all necessary assembly hardware.
- 25 lb equipment load rating.
- 50 lb equipment load rating when using rear mounting bracket.

### OPTIONAL ACCESSORIES

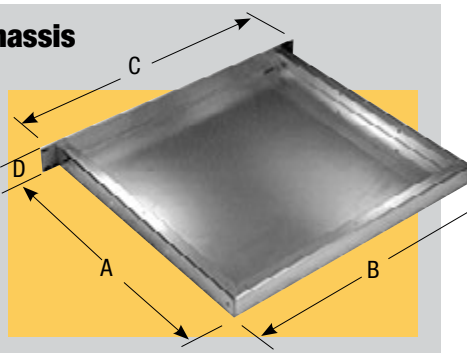
- Internal Chassis - .09" aluminum, natural finish. (see chart for Cat. Nos.) Can be mounted vertically or horizontally.
- Handles - Chrome plated steel (see chart for Cat. Nos.) 2 Required
- Solid Top or Bottom Cover - .05" aluminum, natural finish. Can also be used on bottom as full depth chassis for mounting components.
- Ventilated Top or Bottom Cover - .05" aluminum, natural finish, .12" x .75" slots for maximum ventilation.
- Slides - Two-piece slide, 20.00" long with 15.00" travel. Supplied in pairs. (Order mounting brackets BAS-5106 separately.) Requires two pairs of panel mounting rails.
- Rear Mounting Brackets - 16 GA. steel used to support rear of chassis. Requires two pairs of panel mounting rails.

Model Number	Height A	Depth B	Weight Lbs.	OPTIONAL ACCESSORIES							
				Internal Chassis	Weight (Lbs.)	Handles	Solid Top or Bottom Cover	Ventilated Top or Bottom Cover	Slides (Pair)	Rear Mounting Bracket	
RM-14212	5.25"	17.06"	4.25	C-14242	.75	H-9160-B					
RM-14213	7.00"	17.06"	5.25	C-14243	1.00	H-9111-B					
RM-14214	8.75"	17.06"	6.50	C-14244	1.50	H-9112-B	TBC-14252 Wt. 1.50 Lbs.	TBC-14262 Wt. 1.25 Lbs.	AS-5002-A Wt. 2.30 Lbs.		
RM-14215	10.50"	17.06"	7.75	C-14245	1.75	H-9113-B					MB-14273 Wt. 2.00 Lbs.
RM-14222	5.25"	22.00"	4.75	C-14242	.75	H-9160-B			AS-5002-A Wt. 2.30 Lbs.		
RM-14223	7.00"	22.00"	5.90	C-14243	1.00	H-9111-B	TBC-14253 Wt. 2.00 Lbs.	TBC-14263 Wt. 2.305 Lbs.	or AS-5004 Wt. 2.9 Lbs.		
RM-14224	8.75"	22.00"	7.75	C-14244	1.50	H-9112-B					
RM-14225	10.50"	22.00"	8.75	C-14245	1.75	H-9113-B					

### Small Rack Mount Chassis

Five sizes of aluminum rack mount chassis. 1U and 2U versions, in three different depths. Adaptable for slide mounting. Requires two pairs of panel mounting rails when used with slides.

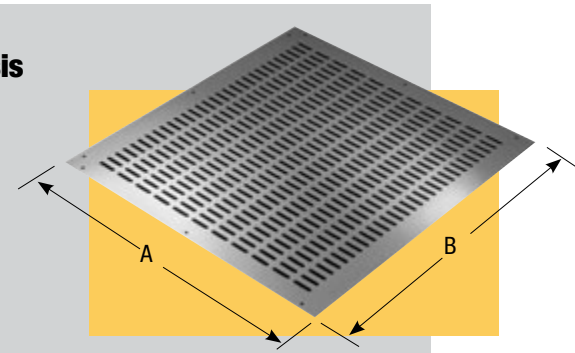
Panels are .10" thick aluminum. Chassis are .05" thick aluminum.



Model No.	Weight Lbs. (Approx.)	A	B	C	D
CH-14400	1.00	4.00"	17.00"	19.00"	1.75"
CH-14401	1.50	8.00"	17.00"	19.00"	1.75"
CH-14402	2.50	16.00"	17.00"	19.00"	1.75"
CH-14403	2.00	8.00"	17.00"	19.00"	3.50"
CH-14404	3.00	16.00"	17.00"	19.00"	3.50"


### Small Rack Mount Chassis Cover

Ventilated chassis covers in .05" thick aluminum.



Model Number		Weight Oz. (Approx.)	A		B	
Ventilated Cover	Solid Cover					
C-14430	C-14440	5.0	4.00"	17.00"		
C-14431	C-14441	8.5	8.00"	17.00"		
C-14432	C-14442	17.0	16.00"	17.00"		

# VALULINE SERIES



This Bud series has, for years, been one of the most requested by industry. The reasons: it's well styled, it's quality constructed, it's economical, and it's versatile — can be used independently or in a standard EIA 19" cabinet.

### DESIGN FEATURES

Front panel, 0.125" thick aluminum. Side panel, 0.09" thick aluminum; base, rear and top, 0.05" aluminum; handles, aluminum extrusions. Two detachable 11 gauge steel rack mounting brackets and rubber feet included. Accessory bails available. Shipped unassembled. Supports 25# equipment load.

### BONUS FEATURES

Adhesive-backed PVC protects front panel and provides surface for laying out position for drilling or punching. Some sizes available without handles.

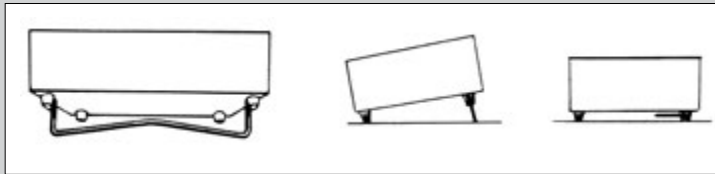
### FINISHES

- Sides, White Texture (WH), rear and top, Smooth White.

Model Number		Panel Height (A)	Width (B)	Depth (C)	Est. Wt. lbs.
Without Handles	With Handles				
NHC-14150	—	1.75"	8.50"	8.00"	1.7
NHC-14151	HC-14097	1.75"	17.00"	8.00"	3.0
NHC-14152	HC-14098	1.75"	17.00"	13.00"	4.8
NHC-14153	—	3.50"	8.50"	8.00"	2.3
NHC-14154	HC-14099	3.50"	17.00"	8.00"	4.3
—	HC-14100	3.50"	12.75"	13.00"	6.6
NHC-14155	HC-14101	3.50"	17.00"	13.00"	7.5
—	HC-14102	5.25"	12.75"	13.00"	8.5
NHC-14156	HC-14103	5.25"	17.00"	13.00"	9.3
NHC-14157	HC-14104	7.00"	17.00"	13.00"	10.8
—	HC-14105	8.75"	17.00"	13.00"	14.2
—	HC-14106	10.50"	17.00"	13.00"	14.4
—	HC-14107	10.50"	17.00"	15.00"	15.8
—	HC-14108	12.25"	17.00"	15.00"	16.9
—	HC-14109	14.00"	17.00"	15.00"	18.6

## BAILS

Model No.	Width	Wt. Oz.
BC-14210	10.00"	3.8
BC-14215	15.50"	4.2




Bail is attached to specially designed front feet. Necessary hardware including two rear feet furnished with bail.

Bail in upright position tilts the cabinet.

Bail in retracted position fits into clearance provided by feet.

## RACK MOUNTABLE CHASSIS RACK MOUNT BOX



Bud's Rack Mount Boxes were developed to house electronic components in a nonconductive 1U-, 2U-, or 3U-high plastic housing, which is 19" rack mountable to EIA standards. Unique construction allows for easy conversion into a desktop configuration.

### DESIGN FEATURES

- Durable ABS plastic with a UL94-HB flammability rating
- Usable in either a desktop or a rack mount configuration
- Available in three popular heights: 1U, 2U, and 3U
- Fully ventilated side panels provide maximum cooling of internal components
- Internal PCB mounting bosses
- 5 lb equipment load

Model No.	Overall Dimensions H x W x D	Weight Oz.
PRM-14460	1.75" (1U) x 19.00" x 8.00"	32.4
PRM-14462	3.50" (2U) x 19.00" x 8.00"	40.5
PRM-14464	5.25" (3U) x 19.00" x 8.00"	48.6

CABINETS

# WALL MOUNT CABINET EMPEROR SERIES



The Wall Mount Cabinet Emperor Series is a high-style, high-feature enclosure that provides three-section flexibility at a value price.

**DESIGN FEATURES**

- Sturdy and durable steel construction. Mounting rails – 18 ga., other parts 20 ga.
- Furnished completely assembled with tempered glass front door and removable sides
- 130 lb. weight capacity
- EIA 310 compliant for 19" mount equipment
- Two pairs of fully adjustable panel mounting rails are included in the center section. One fixed pair of mounting rails is included in the rear section
- One ventilated shelf provided
- Includes two fans installed in the top of the center section
- Slots with readily removable covers are provided in the top and bottom of the rear section for easy cable installation
- Sides are readily removable but come with key lock and with ventilation at top and bottom of cabinet
- 4 mounting slots provided in rear unit for rapid wall mounting
- Other sizes and modifications are available upon request

**FINISH**

- Black textured powder coating (easy to clean)

Model No.	Panel Space (inches)	"U"	Overall Dimensions (width × depth × height) (inches)	Center Section Depth (inches)	Wt. (Lbs.)	Add'l Shelves	Shelf Wt. (Lbs.)
WM-5601	19.00 × 21.00	12	23.62 × 15.75 × 25.00	12	85		
WM-5604	19.00 × 33.25	19	23.62 × 15.75 × 37.25	12	111	SH-12703	1.81
WM-5606	19.00 × 47.25	27	23.62 × 15.75 × 51.34	12	140		
WM-5611	19.00 × 21.00	12	23.62 × 21.65 × 25.00	17.9	115		
WM-5614	19.00 × 33.25	19	23.62 × 21.65 × 37.25	17.9	143	SH-12704	2.38
WM-5616	19.00 × 47.25	27	23.62 × 21.65 × 51.34	17.9	175		

• Contact the factory for other sizes and finishes and modifications

CABINETS

# VISIONCAB



**DESIGN FEATURES**

- Highly styled and versatile steel cabinet suitable for housing a variety of 19" panel width and EIA-310 compatible equipment.
- Four adjustable L-shaped mounting rails with square holes on EIA spacing; rails will accept either #12-24 (Bud #307) or M6 (#851-DLH) cage nuts.
- Supplied with See-Thru removable front door with tempered glass window.
- Supplied with one fixed ventilated steel shelf.
- Solid steel removable side panels.
- Style A (no suffix) has closed rear (no rear access) with secure wall-mounting brackets.
- Style B (-B suffix) has removable rear panel (rear access).
- Equipped with 110V AC, 65 CFM exhaust fan for cooling.
- Cable access holes on top and bottom.
- Supplied with steel wall-mounting bracket.
- Four mar-resistant feet on bottom surface.
- **Finish:** Smooth Black Powder Coating

**ACCESSORIES**

VisionCab will accept most of Bud's standard 19" panel space accessories. Call factory for details.

Model No.	External Dimensions H × W × D	Usable Dimensions H × D	Panel Space Height Inches	U	Cabinet Wt. (Lbs.)	Add'l Fixed Ventilated Shelf Model No.	Shelf Wt. (Lbs.)
VC-9920	14.49" × 23.62" × 17.72"	11.38" × 11.22"	10.50"	6	50		
VC-9921	19.72" × 23.62" × 17.72"	16.61" × 11.22"	15.75"	9	57		
VC-9922	25.00" × 23.62" × 17.72"	21.89" × 11.22"	21.00"	12	69	SH-12704	4
VC-9923	30.27" × 23.62" × 17.72"	27.16" × 11.22"	26.25"	15	80		
VC-9924	35.40" × 23.62" × 17.72"	32.29" × 11.22"	31.50"	18	89		
VC-9930	14.49" × 23.62" × 23.62"	11.38" × 17.12"	10.50"	6	56		
VC-9930-B	14.49" × 23.62" × 23.62"	11.38" × 17.12"	10.50"	6	56		
VC-9931	19.72" × 23.62" × 23.62"	16.61" × 17.12"	15.75"	9	66		
VC-9931-B	19.72" × 23.62" × 23.62"	16.61" × 17.12"	15.75"	9	66		
VC-9932	25.00" × 23.62" × 23.62"	21.89" × 17.12"	21.00"	12	83	SH-12705	5
VC-9932-B	25.00" × 23.62" × 23.62"	21.89" × 17.12"	21.00"	12	83		
VC-9933	30.27" × 23.62" × 23.62"	27.16" × 17.12"	26.25"	15	100		
VC-9933-B	30.27" × 23.62" × 23.62"	27.16" × 17.12"	26.25"	15	100		
VC-9934	35.40" × 23.62" × 23.62"	32.29" × 17.12"	31.50"	18	117		
VC-9934-B	35.40" × 23.62" × 23.62"	32.29" × 17.12"	31.50"	18	117		

# NARROW WALL MOUNT NETWORK CABINET



This value-priced network cabinet is designed for security, functionality, and fast installation. Ideal for housing network components such as patch panels in areas with limited space.

**DESIGN FEATURES**

- Available in two sizes: 23" high x 6" deep or 23" high x 12" deep
- EIA 310D compliant for 19" rack-mount equipment
- Sturdy and durable 16-gauge steel construction
- Furnished completely assembled with tempered glass front door with key lock and ventilation slots
- Front door can be mounted hinged left or right
- Readily removable gland plate in the top and bottom for easy cable installation
- Four mounting slots provided in rear for rapid wall mounting

**STYLE A**

- Supplied with one pair of fully adjustable panel mounting rails
- Only 6" deep

**STYLE B**

- Supplied with two pairs of fully adjustable panel mounting rails
- Includes one ventilated and vertically adjustable shelf
- Includes two fans installed in the top

Model Number	Style	"U"	Overall Height	Overall Width	Overall Depth	Weight (lbs)
WNC-5631	A	12	23.62" (600mm)	23.62" (600mm)	5.93" (150mm)	34
WNC-5641	B	12	23.62" (600mm)	23.62" (600mm)	11.86" (300mm)	59

# MEGA NETWORK

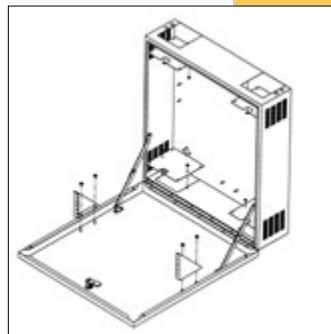
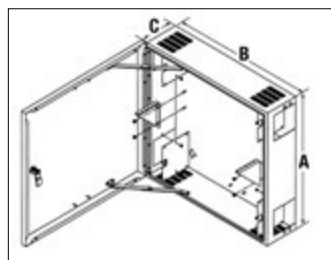


**DESIGN FEATURES**

- Multiple equipment mounting surfaces – stationary 5U vertical (hubs, routers, fiber) and swingdown 2U (patch panels)
- Accepts conduit and surface raceway
- Supports copper/fiber interfaces
- Ventilated sides
- Reversible key locking front door
- Internal grounding bar
- Wall mounting on 16" centers
- Finish: Off white - other colors available upon request.

Model Number	Panel Space		Overall Dimensions	Wt. Lbs.
	Swingdown	Stationary		
MNC-8085	3.50" (2U)	8.75" (5 U)	31.00"H x 25.00" W x 12.00" D	58.0

# UNIVERSAL NETWORK



These welded steel cabinets are wall mountable in all four directions to adapt to all networking hub configurations.

### DESIGN FEATURES

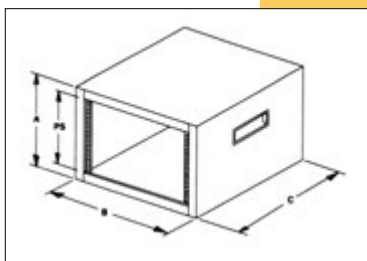

- Welded 18 ga. steel construction
- 19" EIA equipment brackets mount in either the cabinet body or cabinet door.
- Accepts equipment with up to 3.50" high panel space.
- Large cable access opening suitable for most non-metallic cableways.
- Lockable front door for security.
- Popular Sand Texture finish is standard.
- Mounts to wall on 16" centers.

### OPTIONAL ACCESSORIES

- Cable take-up reel - UN-8086 ( Wt. Lbs. 1.0)

Model Number	A	B	C	Wt. Lbs.
UN-8080	21.00"	22.00"	6.00"	28

# ECONOCAB



This portable cabinet offers the same built-in quality as other Bud cabinets at economy pricing not found anywhere else in the industry.

### DESIGN FEATURES

- All welded 18-gauge steel construction.
- Stationary panel mounting rails resulting in a 14.50-inch clear inside depth. Rails have .28" dia. holes on EIA universal spacing. (Use #295 cage nuts and #7346 screws - order separately.)
- Accepts standard 19.00-inch wide panels.
- Available in 5 panel space heights.
- Snap-in handles and feet are included.
- Cabinet - 500# equipment load capacity Carrying Handles limited to 150#

### FINISHES

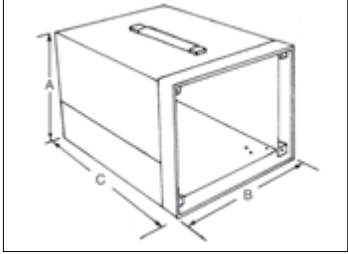
- Standard finishes are Black Texture (BT) or Sand Texture (S). Special colors are available on request.

Model Number	Panel Space PS	Height A	Width B	Depth C	Weight Lbs.
EC-9902	7.00"	9.06"	21.06"	15.50"	14.00
EC-9903	8.75"	10.81"	21.06"	15.50"	14.75
EC-9904	10.50"	12.56"	21.06"	15.50"	15.50
EC-9905	12.25"	14.31"	21.06"	15.50"	16.25
EC-9906	14.00"	16.06"	21.06"	15.50"	17.00



## SMALL CABINETS

# SHOWCASE



The design of this Bud unit makes it perfect for your portable instrumentation, yet the versatile, lightweight Showcase will do an effective job as a desktop instrument case, in systems or racks. Compounding its versatility is the fact that the Showcase comes in 9 sizes.

### DESIGN FEATURES

Top, sides and bottom, .05" aluminum; front panel, .09"; rear panel, .05." Extruded aluminum frame. Side gussets provide added strength. Strong, flexible handle is recessed and secured firmly into top for safe handling. Carrying handles limited to 25# load capacity. Ventilation slots under handle.

Model No.	Height A	Width B	Depth C	Panel Space		Weight Lbs.
				Front	Rear	
BB-1800	6.43"	5.50"	11.00"	6.18" x 5.25"	6.00" x 5.15"	3.75
BB-1801	6.43"	8.31"	11.00"	6.18" x 8.04"	6.00" x 7.96"	4.00
BB-1802	8.18"	5.50"	11.00"	7.93" x 5.25"	7.87" x 5.15"	3.75
BB-1803	8.18"	8.31"	11.00"	7.93" x 8.04"	7.87" x 7.96"	5.50
BB-1804	8.18"	11.06"	11.00"	7.93" x 10.82"	7.87" x 10.87"	5.75
BB-1806	9.93"	8.31"	11.00"	9.68" x 8.04"	9.50" x 7.96"	5.25
BB-1807	9.93"	8.31"	15.00"	9.68" x 8.04"	9.50" x 7.96"	6.25
BB-1808	9.93"	11.06"	11.00"	9.68" x 10.82"	9.50" x 10.87"	6.00
BB-1809	9.93"	11.06"	15.00"	9.68" x 10.82"	9.50" x 10.87"	7.00

### BONUS FEATURES


Comes with front and rear panels and bail.

### FINISHES

- Two color combination: Black Texture (BT) body with White frame; Royal Blue Texture (RB) with White frame.

## SMALL CABINETS

# ALUMINUM INSTRUMENT CASE



- Strong and stylish extruded aluminum body with plastic front and rear bezels
- Removable front and rear panels with protective plastic film allow for easy machining with protection from scratches
- Adjustable locking aluminum/plastic handle allows for multi-positional carrying and benchtop use
- Extruded internal grooves for horizontal mounting of circuit board, chassis, or panel
- Four scuff-resistant antiskid feet; front feet feature foldable bails
- **Finish:**  
Body: Fine textured earthtone powder coating  
Bezel: Light brown plastic  
Panels: Natural aluminum  
Handle: Light gray plastic/anodized aluminum finish
- Custom modifications available on request

Model No.	External Dimensions		Wt. (Lbs.)
	H x W x D		
IA-6160	2.72" x 8.27" x 12.93"		3.8
IA-6161	2.72" x 10.16" x 12.93"		4.4
IA-6162	4.92" x 8.27" x 12.93"		5.3
IA-6163	4.02" x 10.16" x 12.93"		5.6



# PLASTIC INSTRUMENT CASE



Model No.	External Dimensions			Internal Dimensions			Wt. Oz.
	A	B	C	D	E	F	
IP-6130	2.57"	8.85"	6.52"	2.37"	8.63"	6.23"	18.0
IP-6131	3.54"	8.85"	6.52"	3.30"	8.63"	6.23"	19.7
IP-6136	2.56"	10.20"	7.08"	2.32"	9.98"	6.79"	23.1
IP-6137	3.35"	10.20"	7.08"	3.15"	9.98"	6.79"	22.6
IP-6138	4.13"	10.20"	7.08"	3.93"	9.98"	6.79"	23.9

All boxes can be custom modified to your specifications.

These handsome instrumentation enclosures are not only lightweight and portable, but are also made out of economical ABS plastic. The adjustable handle allows for easy carrying and doubles as a tilt stand when used in a desktop configuration.

### DESIGN FEATURES

- ABS plastic, UL94-HB flammability rating
- Adjustable plastic and aluminum handle
- Front and rear panels allow for easy modification
- Internal printed circuit board horizontal mounting bosses and vertical card guides

### FINISH

- Light gray top and bottom covers
- Black front and rear end panels

## SMALL CABINETS

# TR-SERIES

With the TR, you'll give your instrumentation a look that sets it far apart from the conventional. Its styling and versatility makes the TR ideal for your application whether it be a portable enclosure, a desktop instrument case, or in systems.



### DESIGN FEATURES

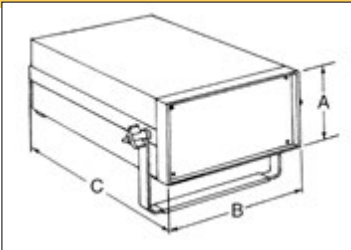
- Top and bottom, .05" aluminum; front panel, .09" aluminum. Extruded aluminum frame. Corner gussets for added support. Carrying handle may be used as tilting bail. Front panel, self-adhesive rubber feet and handle/bail included.

### BONUS FEATURES

- Since chassis is reversible, two configurations are possible with one unit. Top and bottom easily removed for access to dust-free interior. Will accommodate an accessory chassis or .06" thick P.C. boards.

### FINISHES

- Royal Blue Texture (RB) body with White frame and bail.



Model No.	Height (A)	Width (B)	Depth (C)	Panel Space	Wgt Lbs.
TR-6100	3.50"	8.31"	10.75"	3.25" x 8.04"	4.50
TR-6101	5.25"	8.31"	13.25"	5.00" x 8.04"	5.50
TR-6102	7.00"	11.06"	13.25"	6.75" x 10.82"	7.00
TR-6103	8.00"	12.00"	18.75"	7.75" x 11.04"	9.50

All products can be custom modified to your specifications.

## SMALL CABINETS

# UTILITY CABINETS

### DESIGN FEATURES

- Available in 20 gauge steel or .04" aluminum. Sturdy, all-welded body.

### BONUS FEATURES

- Economical cabinets have removable front and back panels.

### FINISHES


- "CU" prefix: Steel with Metallic Gray (MG), "AU" prefix: Aluminum alloy in natural or Metallic Gray (MG). If no suffix is specified, natural finish will be supplied in utility cabinets.



Bud can meet your special requirements by customizing any of our standard enclosures by punching, drilling, painting, finishing, and silk screening, quickly and economically.

Model No.	Height	Width	Depth	Wgt Lbs.
CU-883	4.00"	4.00"	2.00"	.75
CU-728	4.00"	5.00"	3.00"	1.00
CU-729	5.00"	6.00"	4.00"	1.75
CU-1098	6.00"	6.00"	6.00"	2.25
CU-1099	9.00"	6.00"	5.00"	3.00
CU-879	10.00"	8.00"	7.00"	3.25
CU-880	10.00"	10.00"	8.00"	6.25
CU-1124	12.00"	7.00"	6.00"	5.00
CU-881	12.00"	11.00"	8.00"	8.50
CU-882	15.00"	9.00"	7.00"	8.25
AU-1083	4.00"	4.00"	2.00"	.25
AU-1028	4.00"	5.00"	3.00"	.50
AU-1029	5.00"	6.00"	4.00"	.75
AU-1039	6.00"	6.00"	6.00"	1.00
AU-1040	9.00"	6.00"	5.00"	1.50

For full dimensional information, see our Web site at [www.budind.com](http://www.budind.com).



## CONTOUR UTILITY

### DESIGN FEATURES

- 20 gauge steel. Louvered rear panel. Rubber feet furnished.

### BONUS FEATURES

- Removable flanged panels have rounded corners and edges to preserve the contoured styling of the highly versatile cabinet.

### FINISH

- Gray Texture body (GT) with White Texture (WH) panels .

Model No.	Height	Width	Depth	Wgt Lbs.
CU-465	4.25"	6.25"	5.75"	2.00
CU-585	5.25"	8.25"	5.75"	3.00
CU-587	5.25"	8.25"	7.75"	3.50
CU-7125	7.25"	12.25"	5.75"	5.00
CU-7127	7.25"	12.25"	7.75"	5.75



## CONVERTA BOX

### DESIGN FEATURES

- .05" aluminum. Welded base and two-sided cover attached with self-tapping screws.

### BONUS FEATURES

- Components or controls can be mounted to any surface.

### FINISH

- Natural

Model No.	Height	Width	Depth	Wgt Lbs.
CU-341-A	1.50"	4.00"	3.00"	.50
CU-452-A	2.00"	5.00"	4.00"	.75
CU-482-A	2.00"	8.00"	4.00"	1.25
CU-592-A	2.50"	9.50"	5.00"	1.75
CU-622-A	2.50"	12.00"	6.00"	2.25
CU-712-A	2.50"	15.00"	7.00"	3.00

## SLIMCAB™ DESKTOP CABINETS



### DESIGN FEATURES

- Cover .05" aluminum, panels .12" "Surface Shield" aluminum. Sides vented for cooling. Three sizes available, all 1U (1.75") high.

### BONUS FEATURES

- Suitable for desktop or 19" rack mount use with optional brackets.

### FINISHES

- Available in Sand Texture or Smooth Black (EBL).

Model No.	Description	Size	Wt. Lbs.
CS-11221	Cabinet	8.50" × 8.00"	1.50
CS-11225	Cabinet	17.00" × 8.00"	2.75
CS-11227	Cabinet	17.00" × 16.00"	4.50
CS-11230	Bracket		0.50

## TRANSI-CASES



### DESIGN FEATURES

- .04" aluminum body. Portable. Flush fitting .05" aluminum panel. Bright nickel-plated hardware. Black plastic handle. Plastic feet on base and back.

### BONUS FEATURES


- Knobs, dials, switches, etc. protected by slide-off lid; 1.50" clearance above panel.

### FINISHES

- Royal Blue Texture (RB) and Gray Texture (GT).

Model No.	Height	Width	Depth	Panel Space	Space Below Panel	Wgt Lbs.
TC-300	6.00"	10.06"	7.00"	9.00" × 5.93"	4.37"	2.50
TC-301	6.00"	11.50"	8.25"	10.43" × 7.25"	4.37"	3.25
TC-302	7.50"	13.00"	9.00"	11.93" × 7.93"	5.87"	4.00
TC-303	7.50"	16.50"	9.00"	15.43" × 7.93"	5.87"	4.75

## SHADOW CABINETS



### DESIGN FEATURES

- Tops, sides and bottom, 18 gauge steel. Panels, 16 gauge steel. Front, rear panels and bottom removable. Rubber feet furnished.

### BONUS FEATURES

- Recessed front panel and beveled edges of body provide handsome styling, and prevent accidental movement of controls, knobs, switches, etc.


### FINISH

- Metallic Gray (MG)

Model No.	Height	Width	Depth	Front Panel Space	Use Bud Alum. Chassis	Wgt Lbs.
SB-2140	8.00"	14.25"	10.00"	6.56" × 12.81"	AC-424	11.50
SB-2141	7.50"	13.25"	9.00"	6.06" × 11.81"	AC-407	9.75
SB-2142	9.50"	17.00"	11.00"	8.06" × 15.56"	AC-411	15.25
SB-2143	6.00"	15.50"	9.00"	4.56" × 14.06"	AC-409	9.50

## SMALL CABINETS

## PORTACABS



.05" aluminum. Front panel recessed .50" and fits contour of cabinet. Louvered sides. Welded back has opening. Four plastic feet furnished.

### BONUS FEATURES


Designed for bench or portable use. Lightweight yet strong. Reinforced flexible handle recessed to permit stacking. Carry handle limited to 25 Lb. load capacity.

### FINISH

- Metallic Gray (MG).

Model No.	Overall Size			Recommended Bud Chassis	Panel Space	Rear Opening	Louvers Per side	Wgt Lbs.
	Height	Width	Depth					
WA-1540	8.00"	6.12"	8.00"	AC-402	7.79" × 5.92"	2.00" × 4.50"	1 Set	2.00
WA-1541	9.00"	8.12"	12.00"	AC-407	8.79" × 7.92"	2.00" × 6.50"	2 Sets	3.50
WA-1542	8.00"	10.12"	8.00"	AC-406	7.79" × 9.92"	2.00" × 8.50"	1 Set	3.75
WA-1543	11.00"	11.12"	18.00"	AC-416	10.79" × 10.92"	2.00" × 9.50"	3 Sets	5.50

## SMALL CABINETS MINIBOXES



### DESIGN FEATURES

.04" aluminum alloy. Two sections slip together and may be joined by either built-in snap lock or sheet metal screws (included).

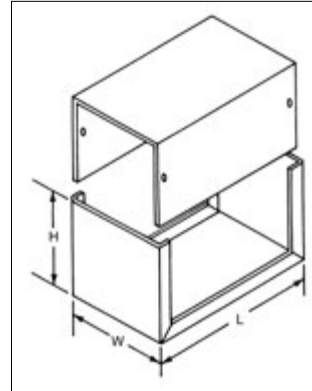
### BONUS FEATURES

Flanged sections ensure proper shielding. Units can be used as separate housings or as part of larger assemblies.

### FINISHES

Natural (A) or Smooth Gray (B).

(Smooth Gray) Model No.	(Natural) Model No.	L	W	H	Wgt Lbs.
CU-2100-B	CU-3000-A	2.75"	2.12"	1.62"	.25
CU-2101-B	CU-3001-A	3.25"	2.12"	1.62"	.25
CU-2102-B	CU-3002-A	4.00"	2.12"	1.62"	.25
CU-2103-B	CU-3003-A	4.00"	2.25"	2.25"	.25
CU-2104-B	CU-3004-A	5.00"	2.25"	2.25"	.25
CU-2105-B	CU-3005-A	5.00"	4.00"	3.00"	.50
CU-2106-B	CU-3006-A	5.25"	3.00"	2.12"	.25
CU-2107-B	CU-3007-A	6.00"	5.00"	4.00"	.75
CU-2108-B	CU-3008-A	7.00"	5.00"	3.00"	.75
CU-2109-B	CU-3009-A	8.00"	6.00"	3.50"	1.00
CU-2110-B	CU-3010-A	10.00"	6.00"	3.50"	1.25
CU-2111-B	CU-3011-A	12.00"	7.00"	4.00"	1.75



## SMALL CABINETS COMPU CAB SERIES

Another best-seller from Bud for good reason: These standard dual-slope enclosures have that custom-designed keyboard styling and, equally important, they can be used for a variety of instruments.

### DESIGN FEATURES


Base and side, .09" aluminum; back panel and cover, .05" aluminum. Rubber feet furnished. Two configurations.

### BONUS FEATURES


Maximum visibility, no exposed screws on front panel area. Knockouts in louvered rear panel.

### FINISHES

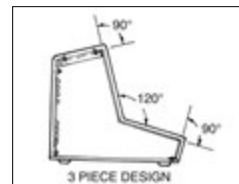
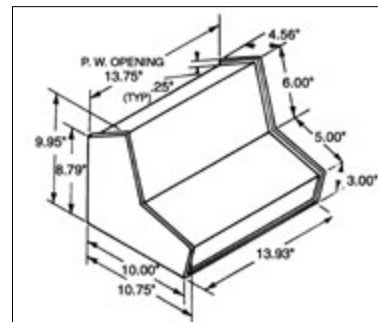
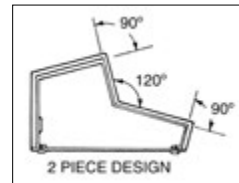
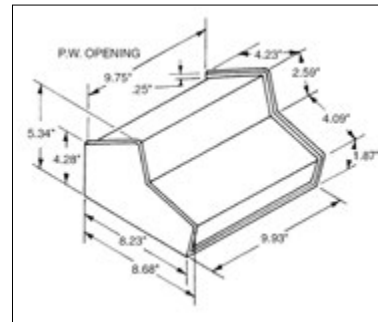
Base, Black Texture (BT). Cover, Smooth White.



SC-13100




SC-13101



Model No.	Shipping Weight Lbs.
SC-13100	3.25
SC-13101	7.0

# ALUMINUM CHASSIS



From Bud, the widest selection of aluminum chassis in the industry: 45 sizes. Each is welded at stress points for assured, maximum strength and rigidity. Sides folded in at bottom for additional support. Bottom plate easily attached. Natural finish.

## CHASSIS BOTTOM PLATES

Fits all chassis sizes. Used to protect wiring or components, or as dust covers on underside of chassis. Material: .04" thick aluminum.

### ALUMINUM CHASSIS

Model No.	Width	Length	Height	Gauge	Wgt Lbs.
AC-1416	7.00"	17.00"	2.00"	.05"	1.12
AC-423	7.00"	17.00"	3.00"	.05"	1.50
AC-1418	8.00"	10.00"	2.50"	.04"	1.00
AC-1419	8.00"	12.00"	2.50"	.05"	1.12
AC-424	8.00"	12.00"	3.00"	.05"	1.25
AC-412*	8.00"	17.00"	3.00"	.05"	1.75
AC-1421	9.00"	15.00"	3.00"	.05"	1.50
AC-413	10.00"	12.00"	3.00"	.05"	1.25
AC-414	10.00"	14.00"	3.00"	.05"	1.50
AC-415*	10.00"	17.00"	2.00"	.05"	1.50
AC-416*	10.00"	17.00"	3.00"	.05"	1.75
AC-427*	10.00"	17.00"	4.00"	.05"	2.50
AC-1422	10.00"	17.00"	5.00"	.05"	2.25
AC-1424	12.00"	12.00"	3.00"	.05"	1.50
AC-418*	12.00"	17.00"	3.00"	.05"	2.25
AC-419*	13.00"	17.00"	2.00"	.05"	2.62
AC-420*	13.00"	17.00"	3.00"	.05"	2.75
AC-428*	13.00"	17.00"	4.00"	.05"	3.25
AC-1426	13.00"	17.00"	5.00"	.05"	3.50
AC-1427	14.00"	17.00"	3.00"	.05"	2.75
AC-1428	15.00"	17.00"	4.00"	.05"	3.25
AC-1429	15.00"	17.00"	6.00"	.05"	4.12
AC-1430	17.00"	17.00"	3.00"	.05"	3.25
AC-1431	17.00"	17.00"	4.00"	.05"	3.87

\* Holes for customer supplied mounting brackets provided.


### ALUMINUM CHASSIS

Model No.	Width	Length	Height	Gauge	Wgt Lbs.
*AC-1402	3.50"	4.50"	1.00"	.04"	.12
AC-1404	4.00"	5.00"	2.00"	.04"	.25
AC-1405	4.00"	6.00"	1.50"	.04"	.25
AC-430	4.00"	6.00"	3.00"	.04"	.33
AC-431	4.00"	6.00"	2.00"	.04"	.25
AC-1407	4.50"	8.00"	1.50"	.04"	.25
AC-402	5.00"	7.00"	2.00"	.04"	.33
AC-429	5.00"	7.00"	3.00"	.04"	.50
AC-403	5.00"	9.50"	2.00"	.04"	.50
AC-401	5.00"	9.50"	2.50"	.04"	.50
AC-421	5.00"	9.50"	3.00"	.04"	.62
AC-404	5.00"	10.00"	3.00"	.04"	.62
AC-1413	6.00"	8.00"	2.00"	.04"	.33
AC-1414	6.00"	14.00"	3.00"	.05"	1.12
AC-433	6.00"	17.00"	3.00"	.05"	1.25
AC-405	7.00"	7.00"	2.00"	.04"	.50
AC-406	7.00"	9.00"	2.00"	.04"	.50
AC-407	7.00"	11.00"	2.00"	.04"	.62
AC-408	7.00"	12.00"	3.00"	.04"	.87
AC-409	7.00"	13.00"	2.00"	.04"	.75
AC-411	7.00"	15.00"	3.00"	.05"	1.25

\* Not welded

### CHASSIS BOTTOM PLATES

Aluminum Natural Finish Model No.	Fits Width	Chassis Length	Wt. Oz.
BPA-1502	3.50"	4.50"	1
BPA-1504	4.00"	5.00"	2
BPA-1505	4.00"	6.00"	2
BPA-1507	4.50"	8.00"	3
BPA-1589	5.00"	7.00"	2
BPA-1590	5.00"	9.50"	2
BPA-1591	5.00"	10.00"	4
BPA-1513	6.00"	8.00"	3
BPA-1514	6.00"	14.00"	5
BPA-1515	6.00"	17.00"	6
BPA-1592	7.00"	7.00"	3
BPA-1593	7.00"	9.00"	4
BPA-1594	7.00"	11.00"	4
BPA-1595	7.00"	12.00"	5
BPA-1596	7.00"	13.00"	8
BPA-1516	7.00"	15.00"	8
BPA-1517	7.00"	17.00"	8
BPA-1518	8.00"	10.00"	4
BPA-1519	8.00"	12.00"	6
BPA-1520	8.00"	17.00"	8
BPA-1522	9.00"	15.00"	8
BPA-1523	10.00"	12.00"	8
BPA-1524	10.00"	14.00"	8
BPA-1597	10.00"	17.00"	10
BPA-1527	12.00"	12.00"	10
BPA-1528	12.00"	17.00"	12
BPA-1598	13.00"	17.00"	14
BPA-1529	14.00"	17.00"	15
BPA-1530	15.00"	17.00"	16
BPA-1531	17.00"	17.00"	17



## ALUMINUM PANEL CHASSIS

Fastens to mounting rails in racks. Can be used as a vertical chassis where depth is limited or where front service is required. Panel depth 5.28". Made of .05" aluminum alloy. Natural finish.

Model No.	Height	Weight Lbs.
CB-1370	1.75"	.75
CB-1371	3.50"	1.25
CB-1372	5.25"	1.50
CB-1373	7.00"	2.00
CB-1374	8.75"	2.25
CB-1375	10.50"	2.75
CB-1376	12.25"	3.00
CB-1377	14.00"	3.25

SHEET METAL BOXES

# NEMA 1 JUNCTION BOXES

WITH HINGED COVER



Model No. w/Knockouts	External Dimensions H x W x D	Wt. (Lbs.)
JBH-4944-KO	6" x 4" x 3.5"	
JBH-4953-KO	6" x 4" x 4"	3
JBH-4954-KO	6" x 6" x 3"	3
JBH-4945-KO	6" x 6" x 3.5"	
JBH-4955-KO	6" x 6" x 4"	3
JBH-4956-KO	8" x 6" x 4"	4
JBH-4957-KO	8" x 8" x 4"	5
JBH-4958-KO	10" x 8" x 4"	6
JBH-4959-KO	10" x 8" x 6"	7
JBH-4960-KO	10" x 10" x 4"	7
JBH-4961-KO	10" x 10" x 6"	8



Easy-open hinged cover for access to electrical wiring. Removable concentric knockouts on all four sides. Heavy-duty steel box for all types of industrial and commercial wiring.

**DESIGN FEATURES**

- Heavy duty 16 ga. welded steel construction
- Hinged cover with slotted head cam lock
- Easily removable concentric knockouts on all four sides for industry standard conduit sizes. 3" depth box does not have knockouts on hinge side.
- Four wall mounting holes in back
- Embossed grounding hole in bottom allows easy access and flush wall mounting.
- Complies with NEMA and UL-50 Type 1 rating
- UL listed

**FINISH**

- Durable ANSI 65 grey powder coating

SHEET METAL BOXES

# NEMA 1 JUNCTION BOXES

WITH SCREW COVER



Model No. w/o Knockouts	Model No. w/Knockouts	External Dimensions H x W x D
JB-3950	JB-3950-KO	4" x 4" x 3"
JB-3951	JB-3951-KO	4" x 4" x 4"
JB-3952	JB-3952-KO	6" x 4" x 3"
JB-3944	JB-3944-KO	6" x 4" x 3.5"
JB-3953	JB-3953-KO	6" x 4" x 4"
JB-3954	JB-3954-KO	6" x 6" x 3"
JB-3945	JB-3945-KO	6" x 6" x 3.5"
JB-3955	JB-3955-KO	6" x 6" x 4"
JB-3956	JB-3956-KO	8" x 6" x 4"
JB-3957	JB-3957-KO	8" x 8" x 4"
JB-3958	JB-3958-KO	10" x 8" x 4"
JB-3959	JB-3959-KO	10" x 8" x 6"
JB-3960	JB-3960-KO	10" x 10" x 4"
JB-3961	JB-3961-KO	10" x 10" x 6"



Lift-off screw cover for easy access to electrical wiring. Embossed grounding hole in bottom allows flush wall mounting. Available with or without knockouts.

**DESIGN FEATURES**


- Heavy duty 16 ga. welded steel construction
- Screwed on flat cover with key holes for easy assembly
- Easily removable concentric knockouts on all four sides for industry standard conduit sizes
- Four wall mounting holes in back
- Embossed grounding hole in bottom allows flush wall mounting
- Complies with NEMA and UL-50 Type 1 rating
- UL listed

**FINISH**

- Durable ANSI 65 grey powder coating



# CHAMPION SERIES


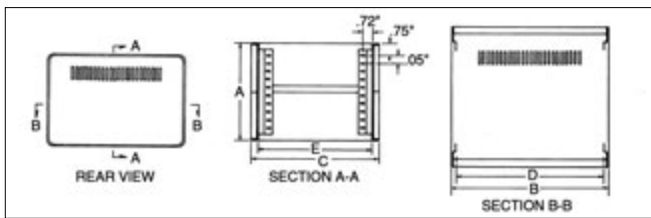


### DESIGN FEATURES

- Top, bottom, front and rear panels, .05" aluminum
- Ventilation slots in bottom and rear panel
- Easily assembled with eight self-threading screws
- No screws on front or rear panels
- Designed to allow for maximum interior space
- Removable top and bottom provide easy access to components
- Four self-adhesive rubber feet provided

### FINISHES

- Black Texture (BT) top and bottom, with smooth White front & rear panels.



Model No.	Height A	Width B	Depth C	Clear Inside Width D	Clear Inside Depth E	Wt. Lbs.
CS-11202	4.00"	6.00"	6.00"	5.37"	5.12"	1.5
CS-11204	4.00"	9.00"	8.00"	8.37"	8.12"	2.0
CS-11206	4.00"	12.00"	8.00"	11.37"	17.12"	2.5
CS-11208	6.00"	9.00"	8.00"	8.37"	7.12"	2.5
CS-11210	6.00"	12.00"	8.00"	11.37"	7.12"	3.0
CS-11212	6.00"	12.00"	10.00"	11.37"	9.12"	3.5
CS-11214	8.00"	9.00"	8.00"	8.37"	7.12"	3.0
CS-11216	8.00"	12.00"	10.00"	11.37"	9.12"	4.0

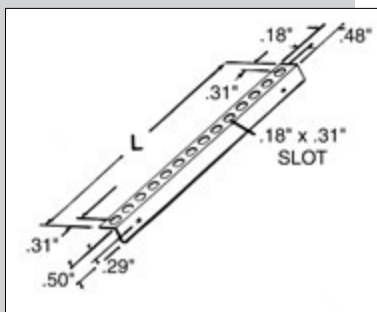
## OPTIONAL ACCESSORIES

### SUPPORT ANGLE KIT

Kit includes 2 support angles, 4 screws and 4 clip nuts. **Material:** .05" aluminum, natural finish.

### DESIGN FEATURES

- Support angles attach with only two screws per angle
- Component mounting holes punched on .50" centers
- Angles may be adjusted up and down at .50" increments
- Support angles, attached to front and rear panels, allow easy assembly of interior components before attaching top and bottom



Model No.	Fits	Length	Wt. Oz.
CSA-11262	CS-11202	5.12"	1.2
CSA-11264	CS-11204, 06, 08, 10, 14	7.12"	1.5
CSA-11266	CS-11212, 16	9.12"	1.8

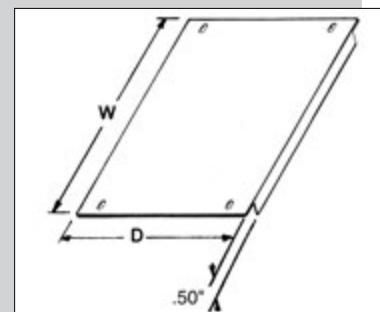
CSH-11280 Hardware Kit: Additional hardware for component mounting consists of (4) #6-32 x .31" screws and (4) #6-32 clip nuts.

### CHASSIS KIT

Kit includes 1 chassis, 2 support angles, 8 screws and 8 clip nuts. **Material:** .05" aluminum, natural finish.


### DESIGN FEATURES

- .53" clearance between chassis and front and rear panels
- Chassis may be moved to front or back by .50", allowing maximum clearance for components and wire routing
- .50" flange on front and rear of chassis provides increased stiffness



Model No.	Fits	Length	Wt. Oz.
CSC-11242	CS-11202	5.25"	4.06"
CSC-11244	CS-11204, 08, 14	8.25"	6.06"
CSC-11246	CS-11206, 10	11.25"	6.06"
CSC-11248	CS-11212, 16	11.25"	8.06"

# SLOPING PANEL PRESTIGE CABINETS



**DESIGN FEATURES**

16 gauge steel. Snap-in handles.

**BONUS FEATURES**


- Solid steel hinged top, with rear ventilation slots, opens completely.
- Remove 19" panels by simply removing panel trim bar.

**FINISH**

- Metallic Gray (MG)

Model No.	Overall Height	Panel Space/Slope	Overall Depth	Wgt Lbs.
C-1555	11.90"	3.50" Vertical (plus 7.00" Sloping)	14.18"	26
C-1557	14.78"	3.50" Vertical (plus 10.50" Sloping)	16.25"	29

# SLOPING PANEL CABINETS



**DESIGN FEATURES**

Nine sizes, each with removable front panel.

**BONUS FEATURES**


- Hinged top opens completely for access to components mounted on chassis.

**FINISH**

- Metallic Gray (MG)

Model No.	Height	Width	Depth	Chassis to Fit	Wgt Lbs.
C-1584	6.50"	7.06"	7.31"	AC-402	3.50
C-1585	6.50"	9.06"	7.31"	AC-405	2.50
C-1586	6.50"	11.06"	7.31"	AC-1413	3.75
C-1587	8.00"	8.06"	8.00"	AC-405	4.38
C-1588	8.00"	10.06"	8.00"	AC-406	5.06
C-1892	8.00"	13.06"	8.50"	AC-407	5.50
C-1893	10.00"	18.06"	10.50"	AC-415	12.50
C-1894	8.00"	14.06"	8.00"	AC-409	6.31
C-1896	9.00"	18.06"	8.18"	AC-1416	9.75

# SLOPE ENCLOSURES



SC-12100

SC-12101

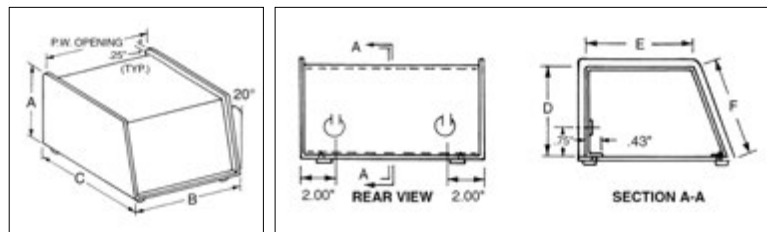
The clean, contemporary design of both units gives you excellent visibility of panel mounted components.

**2 PIECE DESIGN**

- Base, .09" aluminum; cover, .05" aluminum. Rubber feet furnished.


**FINISHES**

- Base, Black Texture (BT). Cover, Smooth White.



Model No.	A	B	C	D	E	F	PW	Wt. Lbs.
SC-12100	4.25"	4.93"	5.00"	3.87"	3.06"	4.12"	4.75"	1.25
SC-12101	3.25"	11.93"	10.00"	2.87"	8.43"	3.06"	11.75"	3.5

# FUTURA BOXES



**DESIGN FEATURES**

- Straight, 18 gauge steel front vertical panel
- One-piece side and top
- 20 gauge steel sides, top, base and rear panel
- Sides fit into flanges on base

**BONUS FEATURES**


- Chassis may be attached to base, front, or rear panels
- Sides and top can be removed from base for easy access to interiors
- Rubber feet furnished

**FINISH**

- Royal Blue Texture (RB) body and rear panel, White Texture (WH) front panel.

Model No.	H	W	D	Front Panel Space	Wgt Lbs.
MD-1960	7.00"	13.00"	8.00"	5.87" x 11.87"	6.75
MD-1961	8.00"	14.00"	9.00"	6.87" x 12.87"	7.75
MD-1962	8.00"	16.00"	9.00"	6.87" x 14.87"	8.50

## EX-45XX SERIES



These low-cost extruded aluminum enclosures offer an alternative to the standard die-cast or fabricated aluminum box. The silver colored finish is offset by the black plastic bezels, producing a classic, yet futuristic, appearance to your product. Removable end panels allow for easy and low-cost modifications.

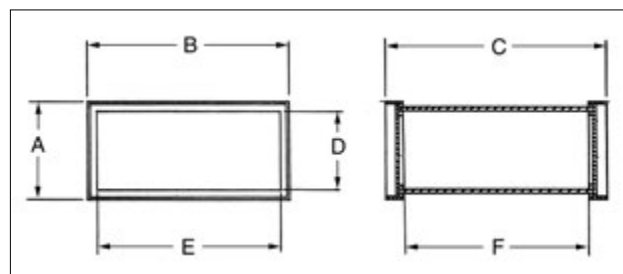
**DESIGN FEATURES**

- One piece extruded aluminum housing
- Individual aluminum end panels
- ABS plastic panel bezels
- Internal PCB card guides

**FINISHES**

- Silver housing finish with black plastic bezels

Model No.	External Dimensions			Internal Dimensions			Wt. Oz.
	A	B	C	D	E	F	
EX-4500	1.57"	3.14"	3.81"	1.14"	2.47"	3.00"	4.1
EX-4501	1.57"	3.14"	5.38"	1.14"	2.47"	4.56"	5.4
EX-4502	1.57"	3.14"	6.96"	1.14"	2.47"	6.14"	6.8
EX-4521	3.18"	6.14"	5.38"	2.80"	5.35"	4.56"	6.9
EX-4522	3.18"	6.14"	6.96"	2.80"	5.35"	6.14"	8.5
EX-4523	3.18"	6.14"	9.32"	2.80"	5.35"	8.50"	10.9
EX-4541	3.78"	3.78"	5.38"	3.04"	3.04"	4.56"	11.2
EX-4542	3.78"	3.78"	6.96"	3.04"	3.04"	6.14"	14.0
EX-4543	3.78"	3.78"	9.32"	3.04"	3.04"	8.50"	17.9



# EXN SERIES

## IP66 PCB ENCLOSURES



### DESIGN FEATURES

- 17 sizes available
- Designed to allow a PCB to slide in
- Grooved exterior for faster heat removal
- Easily modified covers and body
- Continuous gaskets allow use indoors or outdoors (IP66)
- Anodized enclosures available in five standard colors: gold, blue, silver, black, red
- Covers available in either colored polycarbonate plastic (UL94-V0) or black powder coat die-cast aluminum (ADC-12) in colors designed to match the base
- Built-in 0.5mm recessed area on exterior to affix product label or to print label directly

### ORDERING INFORMATION (Use Base # and Suffix)

Base Model No.	Size L x W x D (in) (May vary with gasket)			Accessory PCB No.	Weight w/ Aluminum Cover (lb.)	Weight w/ Polycarbonate Cover (lb.)
EXN-23350	2.71	1.39	1.93	EXN-23400-PCB	0.25	0.15
EXN-23351	2.71	1.39	3.50	EXN-23401-PCB	0.31	0.26
EXN-23352	2.71	1.39	5.08	EXN-23402-PCB	0.45	0.37
EXN-23353	4.48	1.39	2.72	EXN-23403-PCB	0.41	0.29
EXN-23354	4.48	1.39	4.69	EXN-23404-PCB	0.58	0.50
EXN-23355	4.48	1.39	6.65	EXN-23405-PCB	0.74	0.64
EXN-23356	4.53	2.03	2.72	EXN-23403-PCB	0.56	0.37
EXN-23357	4.53	2.03	4.69	EXN-23404-PCB	0.74	0.62
EXN-23358	4.53	2.03	6.65	EXN-23405-PCB	1.04	0.89
EXN-23359	5.77	1.64	3.50	EXN-23406-PCB	0.68	0.52
EXN-23360	5.77	1.64	5.08	EXN-23407-PCB	0.89	0.75
EXN-23361	5.77	1.64	6.65	EXN-23408-PCB	1.03	0.86
EXN-23362	5.77	1.64	8.23	EXN-23409-PCB	1.22	1.02
EXN-23363	6.99	2.41	3.50	EXN-23410-PCB	1.19	0.79
EXN-23364	6.99	2.41	5.08	EXN-23411-PCB	1.36	1.11
EXN-23365	6.99	2.41	6.65	EXN-23412-PCB	1.74	1.27
EXN-23366	6.99	2.41	8.23	EXN-23413-PCB	2.06	1.74

### SUFFIX INFORMATION (Example: EXN-23350-BKP)

Suffix	Body & Covers Color	Cover Material
-BK	Black/Black	Aluminum
-BKP	Black/Black	Polycarbonate
-BL	Blue/Black	Aluminum
-BLP	Blue/Translucent Blue	Polycarbonate
-GD	Gold/Black	Aluminum
-GDP	Gold/Clear	Polycarbonate
-RD	Red/Black	Aluminum
-RDP	Red/ IR Red	Polycarbonate
-SV	Silver/Black	Aluminum
-SVP	Silver/Clear	Polycarbonate

### PCB INFORMATION

PCB #	Dimensions (in)	Enclosure #
EXN-23400-PCB	1.26 x 2.10 x 0.06	EXN-23350
EXN-23401-PCB	2.83 x 2.10 x 0.06	EXN-23351
EXN-23402-PCB	4.41 x 2.10 x 0.06	EXN-23352
EXN-23403-PCB	2.05 x 3.87 x 0.06	EXN-23353, EXN-23356
EXN-23404-PCB	4.02 x 3.87 x 0.06	EXN-23354, EXN-23357
EXN-23405-PCB	5.98 x 3.87 x 0.06	EXN-23355, EXN-23358
EXN-23406-PCB	2.84 x 5.11 x 0.06	EXN-23359
EXN-23407-PCB	4.41 x 5.11 x 0.06	EXN-23360
EXN-23408-PCB	5.98 x 5.11 x 0.06	EXN-23361
EXN-23409-PCB	7.56 x 5.11 x 0.06	EXN-23362
EXN-23410-PCB	2.84 x 6.29 x 0.06	EXN-23363
EXN-23411-PCB	4.41 x 6.29 x 0.06	EXN-23364
EXN-23412-PCB	5.98 x 6.29 x 0.06	EXN-23365
EXN-23413-PCB	7.56 x 6.29 x 0.06	EXN-23366

### Accessories



Model No.	Description
EXN-23370-MBK	Mounting bracket kit
EXN-23371-FET	Feet
EXN-23420-PBS	PC board stops



# EXT SERIES



These small enclosures, made of extruded aluminum (AL6063), come with end panels and hardware. Slots in the extrusion simplify installing PCBs and other components.

### DESIGN FEATURES

- Surface treatment: Black powder-coated.
- Other anodized finishing options available as a special order with MOQ; call for a quote.

Model No.	Width (in)	Height (in)	Depth (in)	Weight (lbs.)
EXT-9162	2.25	0.41	3.94	0.087
EXT-9163	2.40	0.51	3.94	0.109
EXT-9164	3.46	1.81	3.94	0.345
EXT-9165	4.09	1.11	3.94	0.304
EXT-9166	5.12	1.23	3.94	0.345
EXT-9167	5.24	1.81	3.94	0.462
EXT-9168	5.67	1.10	3.94	0.405

# DMX SERIES




Model No. Black	Model No. Gray	Length (in)	Width (in)	Depth (in)	Weight (lb.)
DMX-4776-B	DMX-4776-G	3.87	1.10	2.72	0.18
DMX-4777-B	DMX-4777-G	3.87	1.73	2.72	0.28
DMX-4778-B	DMX-4778-G	3.87	2.38	2.72	0.37
DMX-4779-B	DMX-4779-G	3.87	3.08	2.72	0.44
DMX-4780-B	DMX-4780-G	3.87	4.46	2.72	0.63
DMX-4781-B	DMX-4781-G	3.87	6.56	2.72	0.83
DMX-4785-CC	(clear cover)	2.72	3.87	0.28	0.1
DMX-4785-IR	(IR cover)	2.72	3.87	0.28	0.1

### DESIGN FEATURES

- Extruded aluminum enclosure with plastic panels offered in 6 different widths in multiples of 3 terminals.
- Can be used independently or mounted on a DIN EN60715 (35mm) rail.
- The plastic panels incorporate a tongue and groove sealing design, with a continuous EPDM gasket designed to meet IP66 rating.
- Materials: Body: Aluminum alloy 6063; plastic panels: polycarbonate, flammability rating of UL94-V0; gasket: EPDM molded (E-4382)

### BONUS FEATURES

- Length of the aluminum enclosure can be customized and the enclosure modified with drilled holes and special cutouts by special order (minimum order quantity required).
- Optional clear and infra-red polycarbonate covers available
- Available in black (RAL9005) and grey (RAL7023)




## PLASTIC BOXES

# DIN RAIL BOXES

### DIN Rail Mount Box

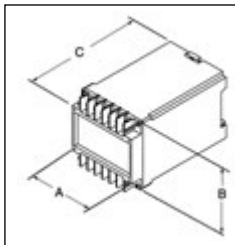
Plastic boxes with DIN rail mounting and screw down contacts.

- Durable UL94V-0 rated ABS plastic housing
- External clamp type contacts have M3 screws and lock washers
- Internal solder tab contacts
- All contacts are tin plated brass and have 10 amp rating
- Internal horizontal and vertical PCB card guides
- Screw attached front covers with recessed area for labels
- Fits standard DIN rails



### FINISH

- Light gray



Model No.	Total Number	External Dimensions			Wt. (Oz.)
		A	B	C	
DB-4701	12	2.57"	2.76"	4.42"	4.1
DB-4702	16	3.23"	2.76"	4.42"	5.0
DB-4703	20	3.92"	2.76"	4.42"	5.7
DB-4704	24	4.61"	2.76"	4.42"	6.7

### DIN Rail Mount PlastiBox

- DIN rail mountable screw together electronic enclosure
- Made from flame retardant black ABS plastic with UL94-5VA flammability rating
- Versatile clip snaps into DIN rail or may be screwed down for panel/wall mount
- (4) PCB mounting bosses in base
- Smooth labeling area on front surface
- Finish is textured matte black



Model No.	External Dimensions		Wt. (Oz.)
	L × W × H		
DPB-4760	4.50" × 3.50" × 1.25"		4




DIE-CAST ALUMINUM BOXES

# ECONOBOX

WITH MOUNTING BRACKET

Model No.	External Dimensions				Internal Dimensions				Mtg. Dim.		Wall Tkns	Est. Wt. Oz.
	A	B	C	D	E	F	G	H	I	J		
CU-4123	3.6"	1.50"	1.21"	1.06"	3.30"	1.18"	1.09"	1.00"	4.25"	0.50"	.06"	9.0
CU-4124	4.3"	2.37"	1.21"	1.06"	4.05"	2.05"	1.09"	1.00"	5.00"	1.25"	.06"	10.5
CU-4234	4.6"	3.68"	2.21"	2.06"	4.24"	3.24"	2.09"	2.00"	5.25"	2.56"	.09"	15.0
CU-4247	7.3"	4.70"	2.21"	2.06"	7.08"	4.33"	2.09"	2.00"	8.00"	3.50"	.09"	26.0
CU-4347	7.3"	4.70"	3.21"	3.06"	7.08"	4.33"	3.09"	3.00"	7.88"	3.50"	.09"	30.0
CU-4470	2.0"	2.00"	1.25"	1.09"	1.80"	1.80"	1.10"	1.01"	2.63"	.87"	.06"	5.0
CU-4471	4.3"	3.25"	1.75"	1.59"	4.06"	3.00"	1.60"	1.51"	5.00"	2.12"	.09"	14.5
CU-4472	4.7"	3.15"	2.33"	2.17"	4.43"	2.35"	2.18"	2.09"	5.38"	2.00"	.09"	14.5
CU-4473	4.6"	3.68"	1.34"	1.18"	4.43"	3.43"	1.19"	1.10"	5.25"	2.56"	.09"	14.5
CU-4474	4.7"	4.75"	2.33"	2.17"	4.43"	4.43"	2.18"	2.09"	5.38"	3.50"	.09"	19.5
CU-4475	4.7"	4.75"	3.75"	3.59"	4.30"	4.30"	3.60"	3.51"	5.25"	3.50"	.09"	23.5
CU-4476	6.00"	3.25"	2.00"	1.84"	5.68"	2.93"	1.85"	1.76"	6.63"	2.12"	.09"	20.0
CU-4477	7.39"	4.70"	1.50"	1.34"	7.14"	4.45"	1.35"	1.16"	8.00"	3.50"	.09"	20.5
CU-4478	7.50"	7.50"	2.62"	2.46"	7.18"	7.18"	2.47"	2.38"	8.13"	6.25"	.09"	39.0
CU-4479	4.37"	2.37"	2.13"	1.98"	4.05"	2.05"	1.98"	1.90"	5.00"	1.25"	.06"	11.5



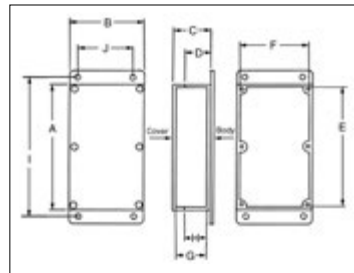
Low-cost die-cast aluminum boxes, with external mounting brackets, increase both adaptability and use.

**DESIGN FEATURES**

- ADC-12 aluminum alloy
- Excellent screening properties
- Close fitting covers attach with #6-32 screws
- Easily machined or modified to any application requirement
- Mounts to wall or panel with #10 size screws (not furnished)
- Heavy duty .09" thick external wall mounting bracket

**FINISHES**

- Natural or smooth black powdercoat (add -B suffix to part number)



DIE-CAST ALUMINUM BOXES

# ECONOBOX

WITH MOUNTING BRACKET COVER

Model No.	External Dimensions				Internal Dimensions				Mtg. Dim.		Wall Tkns	Est. Wt. Oz.
	A	B	C	D	E	F	G	H	I	J		
CU-5123	3.62"	1.50"	1.21"	1.06"	3.30"	1.18"	1.09"	1.00"	1.97"	3.25"	.06"	9.0
CU-5124	4.37"	2.37"	1.21"	1.06"	4.05"	2.05"	1.09"	1.00"	2.84"	3.99"	.06"	10.5
CU-5234	4.68"	3.68"	2.21"	2.06"	4.24"	3.24"	2.09"	2.00"	4.15"	4.31"	.09"	15.0
CU-5247	7.39"	4.70"	2.21"	2.06"	7.08"	4.33"	2.09"	2.00"	5.17"	7.02"	.09"	26.0
CU-5347	7.39"	4.70"	3.21"	3.06"	7.08"	4.33"	3.09"	3.00"	5.17"	7.02"	.09"	30.0
CU-5470	2.00"	2.00"	1.25"	1.09"	1.80"	1.80"	1.10"	1.01"	2.46"	1.62"	.06"	5.0
CU-5471	4.33"	3.25"	1.75"	1.59"	4.06"	3.00"	1.60"	1.51"	3.72"	3.96"	.09"	14.5
CU-5472	4.75"	3.15"	2.33"	2.17"	4.43"	2.35"	2.18"	2.09"	3.62"	4.38"	.09"	14.5
CU-5473	4.68"	3.68"	1.34"	1.18"	4.43"	3.43"	1.19"	1.10"	4.15"	4.31"	.09"	14.5
CU-5474	4.75"	4.75"	2.33"	2.17"	4.43"	4.43"	2.18"	2.09"	5.21"	4.37"	.09"	19.5
CU-5475	4.75"	4.75"	3.75"	3.59"	4.30"	4.30"	3.60"	3.51"	5.21"	4.37"	.09"	23.5
CU-5476	6.00"	3.25"	2.00"	1.84"	5.68"	2.93"	1.85"	1.76"	3.72"	5.60"	.09"	20.0
CU-5477	7.39"	4.70"	1.50"	1.34"	7.14"	4.45"	1.35"	1.16"	5.17"	7.02"	.09"	20.5
CU-5478	7.50"	7.50"	2.62"	2.46"	7.18"	7.18"	2.47"	2.38"	7.97"	7.12"	.09"	39.0
CU-5479	4.37"	2.37"	2.13"	1.98"	4.05"	2.05"	1.98"	1.90"	2.84"	3.98"	.06"	11.5



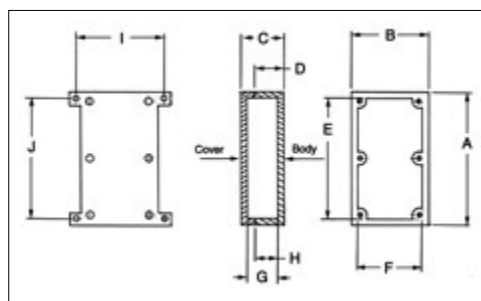
Low-cost die-cast aluminum boxes, with external mounting brackets cast into the cover, increase both adaptability and use.

**DESIGN FEATURES**

- ADC-12 aluminum alloy
- Excellent screening properties
- Close fitting covers attach with #6-32 screws
- Easily machined or modified to any application requirement
- Mounts to wall or panel with #6 size screws (not furnished)

**FINISHES**

- Natural or smooth black powdercoat (add -B suffix to part number)



# ECONOBOX

Model No. Style A	External Dimensions				Internal Dimensions*				Wall Thickness	Wt. Lbs.
	A	B	C	D	E	F	G	H		
CU-123	3.62"	1.50"	1.21"	1.06"	3.30"	1.18"	1.09"	1.00"	.06"	.50
CU-124	4.37"	2.37"	1.21"	1.06"	4.05"	2.05"	1.09"	1.00"	.06"	.50
CU-234	4.68"	3.68"	2.21"	2.06"	4.24"	3.24"	2.09"	2.00"	.09"	.75
CU-247	7.39"	4.70"	2.21"	2.06"	7.08"	4.33"	2.09"	2.00"	.09"	1.25
CU-347	7.39"	4.70"	3.21"	3.06"	7.08"	4.33"	3.09"	3.00"	.09"	1.50
CU-470	2.00"	2.00"	1.25"	1.09"	1.80"	1.80"	1.10"	1.01"	.06"	.25
CU-471	4.33"	3.25"	1.75"	1.59"	4.06"	3.00"	1.60"	1.51"	.09"	.75
CU-472	4.75"	3.15"	2.33"	2.17"	4.43"	2.35"	2.18"	2.09"	.09"	.75
CU-473	4.68"	3.68"	1.34"	1.18"	4.43"	3.43"	1.19"	1.10"	.09"	.75
CU-474	4.75"	4.75"	2.33"	2.17"	4.43"	4.43"	2.18"	2.09"	.09"	1.00
CU-475	4.75"	4.75"	3.75"	3.59"	4.30"	4.30"	3.60"	3.51"	.09"	1.25
CU-476	6.00"	3.25"	2.00"	1.84"	5.68"	2.93"	1.85"	1.76"	.09"	1.00
CU-477	7.39"	4.70"	1.50"	1.34"	7.14"	4.45"	1.35"	1.16"	.09"	1.00
CU-478	7.50"	7.50"	2.62"	2.46"	7.18"	7.18"	2.47"	2.38"	.09"	2.00
CU-479	4.37"	2.37"	2.13"	1.98"	4.05"	2.05"	1.98"	1.90"	.06"	.60

\*Reference only - Request drawing for internal configuration and dimensions.  
6-32 x .50" flat head cover mounting screws furnished.

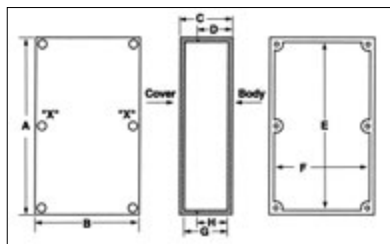


## The Low Cost, Die-Cast Aluminum Enclosure

Bud offers fifteen box sizes, each with close-fitting flanged covers fastened to bosses in the body with screws. This, plus the thickness of the #ADC-12 aluminum alloy, offers excellent screening properties. These lightweight, easy to machine enclosures have a number of uses: instrument and meter cases, filter networks, junction bosses, switching, and many other applications requiring a small box. In addition, they're ideal for concealed or other interior use where a safety closure is necessary.

### FINISHES

- Natural finish or Gray (add suffix G)




**ANS-SERIES**

WITH EMI/RFI SHIELDING

**IPS-SERIES**

ALUMINUM NEMA 4X BOX



These die-cast boxes meet NEMA 1, 2, 4, 4X, 12, 13, and IP65 ratings and can be mounted without needing to remove the cover and expose the internal components.

**DESIGN FEATURES**

- Rugged #ADC-12 die-cast aluminum alloy
- Thick wall (0.098 inch, 2.5 mm) construction provides strength and rigidity for heavy duty applications
- One-piece molded outer Silicone gasket provides reliable and long-lasting sealing to meet NEMA 4X and IP65 requirements
- Second wire-mesh with sponge rubber gasket provides excellent EMI/RFI protection
- Captive cover assembly screws (M4) are located outside the sealing area
- Recessed area on cover surface for decals
- Available in natural finish or in smooth black powder-coat finish
- Easily machined and modified to your particular requirements

**ACCESSORIES**

- External wall mounting bracket kit available. Order P/N ANX-1390, ANX-1390-B OR ANX-1390-G to match finish.

Model No.		Dimensions		Wt. (Oz.)
Natural Finish	Black Finish	Overall L x W x D Exc. Mtg. Ears (Inches)	Inside L x W x D* (Inches)	
ANS-3801	ANS-3801-B	3.79 x 3.79 x 1.77	2.83 x 2.64 x 1.53	10.4
ANS-3803	ANS-3803-B	3.79 x 3.79 x 2.64	2.83 x 2.64 x 2.40	11.6
ANS-3805	ANS-3805-B	7.56 x 3.78 x 1.77	6.69 x 2.91 x 1.54	17.4
ANS-3807	ANS-3807-B	7.56 x 3.78 x 2.64	6.69 x 2.91 x 1.95	19.2
ANS-3809	ANS-3809-B	10.79 x 6.81 x 2.60	9.92 x 5.94 x 2.36	37.7
ANS-3811	ANS-3811-B	10.79 x 6.81 x 3.94	9.92 x 5.94 x 3.70	44.0
ANS-3813	ANS-3813-B	5.91 x 3.94 x 1.97	5.03 x 3.06 x 1.73	17.6
ANS-3815	ANS-3815-B	5.91 x 3.94 x 2.95	5.03 x 3.06 x 2.71	21.5
ANS-3817	ANS-3817-B	7.87 x 5.91 x 1.97	7.00 x 5.03 x 1.73	30.3
ANS-3819	ANS-3819-B	7.87 x 5.91 x 2.95	7.00 x 5.03 x 2.71	35.6

\* Inside depth dimension excludes mounting bosses. For clearance above mounting bosses, deduct 0.31" from depth dimension (D).

SEE PAGE 48 FOR INTERNAL PANELS

**DESIGN FEATURES**

- Rugged #ADC-10 die cast aluminum alloy.
- Thick wall (0.098 inch, 2.5 mm) construction provides strength and rigidity for heavy duty applications.
- One-piece molded outer Silicone gasket provides reliable and long-lasting sealing to meet NEMA 4X and IP67 requirements for outdoor and limited submerged applications up to one meter depth.
- Captive cover assembly screws (M4) are located outside the sealing area.
- Recessed area on cover surface for decals.
- Available in natural finish
- Easily machined and modified to your particular requirements

**ACCESSORIES**

- External wall mounting bracket kit available. Order P/N ANX-1390, ANX-1390-B or ANX-1390-G to match finish.

Natural Finish Model No.	Overall Dimensions L x W x D Exc. Mtg. Ears	Inside dimensions L x W x D**
IPS-3901	3.79" x 3.79" x 1.77	2.83" x 2.64" x 1.53"
IPS-3903	3.79" x 3.79" x 2.64	2.83" x 2.64" x 2.40"
IPS-3905	7.56" x 3.78" x 1.77	6.69" x 2.91" x 1.54"
IPS-3907	7.56" x 3.78" x 2.64	6.69" x 2.91" x 1.95"
IPS-3909	10.79" x 6.81" x 2.60	9.92" x 5.94" x 2.36"
IPS-3911	10.79" x 6.81" x 3.94	9.92" x 5.94" x 3.70"
IPS-3913	5.91" x 3.94" x 1.97	5.03" x 3.06" x 1.73"
IPS-3915	5.91" x 3.94" x 2.95	5.03" x 3.06" x 2.71"
IPS-3916	7.87" x 5.91" x 1.10	7.06" x 5.09" x 0.94"
IPS-3917	7.87" x 5.91" x 1.97	7.00" x 5.03" x 1.73"
IPS-3919	7.87" x 5.91" x 2.95	7.00" x 5.03" x 2.71"
IPS-3921	5.98" x 4.41" x 1.18	5.12" x 3.54" x .98"
IPS-3923	5.98" x 4.41" x 2.17	5.12" x 3.54" x 1.97"
IPS-3925	6.38" x 6.38" x 2.17	5.51" x 5.51" x 1.97"
IPS-3927	6.38" x 6.38" x 3.15	5.51" x 5.51" x 2.95"
IPS-3929	7.95" x 5.59" x 2.17	7.09" x 4.72" x 1.97"
IPS-3931	7.95" x 5.59" x 3.15	7.09" x 4.72" x 2.95"
IPS-3933	10.31" x 7.17" x 2.17	9.45" x 6.30" x 1.97"
IPS-3935	10.31" x 7.17" x 3.54	9.45" x 6.30" x 3.35"

\*\*Inside depth dimension excludes mounting bosses. For clearance above mounting bosses, refer to detail drawing posted on website.


SEE PAGE 48 FOR INTERNAL PANELS



DIE-CAST ALUMINUM BOXES

# AN-13XX-A SERIES

ALUMINUM IP68 NEMA/UL TYPE 4,4X, 6, 6P, 12, 13  
DIE CAST ENCLOSURES



The AN-13xx-A Series is an upgraded (IP68) replacement for the AN-13xx Series. The only change is the gasket.

**DESIGN FEATURES**

- Pre-molded continuous silicone gasket with outstanding performance
- Rugged #ADC-12 alloy die cast aluminum box
- Available NEMA/UL 6 (natural finish) and 6P (recommended powder coated black for extra corrosion protection)
- UL test results exceeded the requirements in respect to IEC60529 IP68 conditions (UL Type 6P tested under 6' of water for 24 hours)
- Type 4, 4X, 6, 6P, 12,13 as listed under UL file #E194432
- Cover attaches with stainless screws torqued at 12 in-lb.
- Easily machined and modified to your particular requirements
- Offers EMC protection

**SPECIFICATIONS**

- Body and cover: Aluminum Alloy #ADC-12.
- Gasket: Silicone.
- Cover Screws: M4 Stainless Steel, non-magnetic.

**FINISHES**

- Natural finish or Black (add suffix -AB).
- All sizes are available in natural finish. Some sizes are also available in smooth gray powder-coat finish as standard stocking items.

**ACCESSORIES**

- Aluminum internal panels ANX-91xxx Series
- IP67 cable glands IPG Series

SEE PAGE 48 FOR INTERNAL PANELS

For enclosures with external mounting brackets, see pages 47 and 49.

Natural Finish Model No.	Black Finish Model No.	Size L x W x D			Weight lb.
AN-1300-A	AN-1300-AB	3.54	1.42	1.18	0.31
AN-1301-A	AN-1301-AB	2.52	2.28	1.38	0.31
AN-1302-A	AN-1302-AB	4.53	2.56	1.18	0.50
AN-1303-A	AN-1303-AB	4.53	2.56	2.17	0.75
AN-1304-A	AN-1304-AB	4.53	3.54	2.17	0.88
AN-1305-A	AN-1305-AB	5.83	4.25	2.95	1.50
AN-1306-A	AN-1306-AB	6.73	4.76	2.17	1.50
AN-1307-A	AN-1307-AB	8.75	5.75	2.17	3.06
AN-1308-A	AN-1308-AB	8.75	5.75	3.25	4.38
AN-1309-A	AN-1309-AB	4.75	4.75	4.00	1.88
AN-1310-A	AN-1310-AB	6.25	6.25	4.00	2.19
AN-1311-A	AN-1311-AB	1.95	1.77	1.12	0.16
AN-1312-A	AN-1312-AB	3.85	2.52	1.35	0.43
AN-1313-A	AN-1313-AB	4.90	3.14	1.59	0.78
AN-1314-A	AN-1314-AB	4.90	3.14	2.26	0.94
AN-1315-A	AN-1315-AB	5.91	2.52	1.45	0.78
AN-1316-A	AN-1316-AB	6.29	3.93	2.37	1.43
AN-1317-A	AN-1317-AB	6.29	3.93	3.19	1.71
AN-1318-A	AN-1318-AB	2.19	1.61	1.22	0.12
AN-1319-A	AN-1319-AB	3.13	2.93	2.05	0.50
AN-1320-A	AN-1320-AB	4.04	2.07	1.00	0.21
AN-1321-A	AN-1321-AB	6.89	3.15	2.36	1.02
AN-1322-A	AN-1322-AB	7.87	4.72	2.95	1.70
AN-1323-A	AN-1323-AB	10.24	6.30	3.56	3.43

# AN-28XX-A SERIES WITH WELDED BRACKETS

IP68 BOX WITH EXTERNAL MOUNTING BRACKET



Natural Finish Model No.	Black Finish Model No.	Size L x W x D			Weight (lb.)
AN-2800-A	AN-2800-AB	3.54	1.42	1.18	0.34
AN-2801-A	AN-2801-AB	2.52	2.28	1.38	0.34
AN-2802-A	AN-2802-AB	4.53	2.56	1.18	0.55
AN-2803-A	AN-2803-AB	4.53	2.56	2.17	0.83
AN-2804-A	AN-2804-AB	4.53	3.54	2.17	0.96
AN-2805-A	AN-2805-AB	5.83	4.25	2.95	1.65
AN-2806-A	AN-2806-AB	6.73	4.76	2.17	1.65
AN-2807-A	AN-2807-AB	8.75	5.75	2.17	3.37
AN-2808-A	AN-2808-AB	8.75	5.75	3.25	4.81
AN-2809-A	AN-2809-AB	4.75	4.75	4.00	2.06
AN-2810-A	AN-2810-AB	6.25	6.25	4.00	2.41
AN-2811-A	AN-2811-AB	1.95	1.77	1.12	0.18
AN-2812-A	AN-2812-AB	3.85	2.52	1.35	0.47
AN-2813-A	AN-2813-AB	4.90	3.14	1.59	0.86
AN-2814-A	AN-2814-AB	4.90	3.14	2.26	1.04
AN-2815-A	AN-2815-AB	5.91	2.52	1.45	0.86
AN-2816-A	AN-2816-AB	6.29	3.93	2.37	1.57
AN-2817-A	AN-2817-AB	6.29	3.93	3.19	1.88
AN-2818-A	AN-2818-AB	2.19	1.61	1.22	0.13
AN-2819-A	AN-2819-AB	3.13	2.93	2.05	0.55
AN-2820-A	AN-2820-AB	4.04	2.07	1.00	0.23
AN-2821-A	AN-2821-AB	6.89	3.15	2.36	1.12
AN-2822-A	AN-2822-AB	7.87	4.72	2.95	1.87
AN-2823-A	AN-2823-AB	10.24	6.30	3.56	3.77

The AN-28xx-A Series is an upgraded (IP68) replacement for the AN-28xx Series. The only change is the gasket. They will be stocked by SKU as the current inventory is depleted.

### DESIGN FEATURES


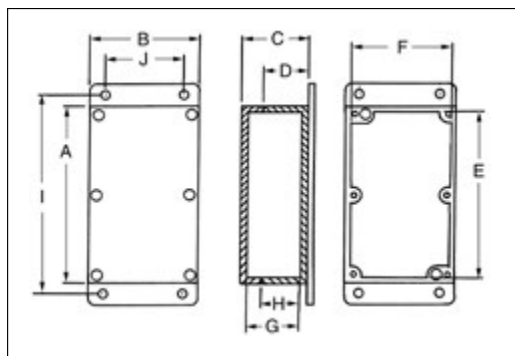
- 0.09" external mounting brackets allow mounting on a wall or panel without removing the cover and exposing internal components to the environment
- Pre-molded continuous silicone gasket with outstanding performance
- Rugged #ADC-12 alloy die cast aluminum box
- Available NEMA 6 (natural finish) and 6P (recommended powder coated black for extra corrosion protection)
- Test results exceed the requirements in respect to IEC60529 IP68 conditions (UL Type 6P tested under 6 feet of water for 24 hours)
- Type 4X, 6, 6P, 12,13 as listed under UL file #E194432
- Cover attaches with stainless screws torqued at 12 in.-lb.
- Easily machined and modified
- Offers EMC protection



### ACCESSORIES

- Aluminum internal panels ANX-91xxx series
- IP67 Cable glands IPG series

SEE PAGE 48 FOR INTERNAL PANELS



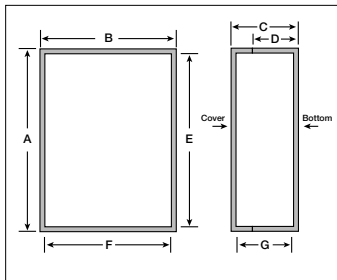
Model No.	Description	Weight (oz.)
ANX-1390	Wall Mounting Bracket Kit - Natural	1.1
ANX-1390-B	Wall Mounting Bracket Kit - Black	1.1
ANX-1390-G	Wall Mounting Bracket Kit - Gray	1.1

### Die-Cast External Mounting Brackets

External mounting brackets enable die-cast boxes to be wall or panel mounted without opening the box. Can be used with all AN and ANS series Bud die-cast boxes except the AN-2900 and AN-2901. Package consists of 4 brackets and attaching screws.

# AN-SERIES

NEMA DIE-CAST ALUMINUM BOX WITH HINGED COVER



### DESIGN FEATURES

- Hinged cover allows for easy access without risk of damage to cover
- External mounting brackets (included) allow the box to be mounted on a wall or panel without having to remove the cover and expose internal components to the environment
- Rugged aluminum alloy die-cast box with NEMA 1, 2, 4, 4X, 12, and 13 and IP65 ratings
- Available in black powder coat finish
- Gasketed cover attaches with screws
- Easily machined and modified to your particular requirements

### FINISH

- Smooth black powdercoat

Model No. NEMA Hinged	External Dimensions				Internal Dim.			Wt. Oz.
	A	B	C	D	E	F	G	
AN-2900	3.95"	3.02"	1.98"	1.39"	3.69"	2.43"	1.73"	9.76
AN-2901	4.54"	3.88"	2.19"	1.60"	4.28"	3.28"	1.93"	9.76

### Internal Panels for AN-A, ANS and IPS Die Cast Boxes

Aluminum internal panels for AN-A, ANS and IPS die cast boxes. Used to mount customer equipment inside the enclosures. Assembles to mounting bosses on inside of enclosure.

- Designed to fit AN series die-cast aluminum NEMA boxes
- 0.062-inch-thick aluminum
- Panel mounting hardware included



Model No.	Length × Width × Thickness (Inches)	Fits Enclosure
ANX-91300	3.07 × 0.95 × 0.06	AN-1300-A, AN-1300-AB, AN-2800-A, AN-2800-AB, AN-2850-A, AN-2850-AB
ANX-91301	2.13 × 1.87 × 0.06	AN-1301-A, AN-1301-AB, AN-2801-A, AN-2801-AB, AN-2851-A, AN-2851-AB
ANX-91302	4.06 × 2.09 × 0.06	AN-1302-A, AN-1302-AB, AN-2802-A, AN-2802-AB, AN-2852-A, AN-2852-AB, AN-1303-A, AN-1303-AB, AN-2803-A, AN-2803-AB, AN-2853-A, AN-2853-AB
ANX-91304	4.04 × 3.05 × 0.06	AN-1304-A, AN-1304-AB, AN-2804-A, AN-2804-AB, AN-2854-A, AN-2854-AB
ANX-91305	5.37 × 3.79 × 0.06	AN-1305-A, AN-1305-AB, AN-2805-A, AN-2805-AB, AN-2855-A, AN-2855-AB
ANX-91306	6.23 × 4.26 × 0.06	AN-1306-A, AN-1306-AB, AN-2806-A, AN-2806-AB, AN-2856-A, AN-2856-AB
ANX-91307	8.30 × 5.30 × 0.06	AN-1307-A, AN-1307-AB, AN-2807-A, AN-2807-AB, AN-2857-A, AN-2857-AB, AN-1308-A, AN-1308-AB, AN-2808-A, AN-2808-AB, AN-2858-A, AN-2858-AB
ANX-91309	4.02 × 4.02 × 0.06	AN-1309-A, AN-1309-AB, AN-2809-A, AN-2809-AB
ANX-91310	5.52 × 5.52 × 0.06	AN-1310-A, AN-1310-AB, AN-2810-A, AN-2810-AB
ANX-91311	1.70 × 1.50 × 0.06	AN-1311-A, AN-1311-AB, AN-2811-A, AN-2811-AB
ANX-91312	3.50 × 2.16 × 0.06	AN-1312-A, AN-1312-AB, AN-2812-A, AN-2812-AB
ANX-91313	4.48 × 2.72 × 0.06	AN-1313-A, AN-1313-AB, AN-2813-A, AN-2813-AB, AN-1314-A, AN-1314-AB, AN-2814-A, AN-2814-AB
ANX-91315	5.53 × 2.15 × 0.06	AN-1315-A, AN-1315-AB, AN-2815-A, AN-2815-AB
ANX-91316	5.79 × 3.43 × 0.06	AN-1317-A, AN-1317-AB, AN-2817-A, AN-2817-AB
ANX-91318	1.81 × 1.30 × 0.06	AN-1318-A, AN-1318-AB, AN-2818-A, AN-2818-AB
ANX-91319	2.72 × 2.50 × 0.06	AN-1319-A, AN-1319-AB, AN-2819-A, AN-2819-AB
ANX-91320	3.66 × 1.69 × 0.06	AN-1320-A, AN-1320-AB, AN-2820-A, AN-2820-AB
ANX-91321	6.52 × 2.78 × 0.06	AN-1321-A, AN-1321-AB, AN-2821-A, AN-2821-AB
ANX-91322	7.43 × 4.27 × 0.06	AN-1322-A, AN-1322-AB, AN-2822-A, AN-2822-AB
ANX-91323	9.72 × 5.79 × 0.06	AN-1323-A, AN-1323-AB, AN-2823-A, AN-2823-AB
● ANX-93801	2.72 × 2.52 × 0.06	ANS-3801-A, ANS-3801-B, ANS-3803-A, ANS-3803-B, IPS-3901, IPS-3903
● ANX-93805	6.54 × 2.72 × 0.06	ANS-3805-A, ANS-3805-B, ANS-3807-A, ANS-3807-B, IPS-3905, IPS-3907
● ANX-93809	9.80 × 5.79 × 0.06	ANS-3809-A, ANS-3809-B, ANS-3811-A, ANS-3811-B, IPS-3909, IPS-3911
● ANX-93813	4.94 × 2.93 × 0.06	ANS-3813-A, ANS-3813-B, ANS-3815-A, ANS-3815-B, IPS-3913, IPS-3915
● ANX-93817	6.71 × 4.82 × 0.06	ANS-3817-A, ANS-3817-B, ANS-3819-A, ANS-3819-B, IPS-3917, IPS-3919
● ANX-93821	4.92 × 3.31 × 0.06	ANS-3821-A, ANS-3821-B, ANS-3823-A, ANS-3823-B, IPS-3921, IPS-3923
● ANX-93825	5.24 × 5.20 × 0.06	ANS-3825-A, ANS-3825-B, ANS-3827-A, ANS-3827-B, IPS-3925, IPS-3927
● ANX-93829	6.81 × 4.41 × 0.06	ANS-3829-A, ANS-3829-B, ANS-3831-A, ANS-3831-B, IPS-3929, IPS-3931
● ANX-93833	9.09 × 5.91 × 0.06	ANS-3833-A, ANS-3833-B, ANS-3835-A, ANS-3835-B, IPS-3933, IPS-3935




## DIE-CAST ALUMINUM BOXES

# CN-SERIES

## NEMA DIE-CAST BOXES

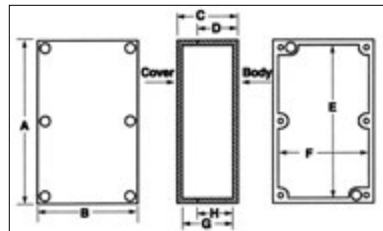
Model Number	External Dimensions				Internal Dimensions				Wall Thickness	Wt. Oz.	Molded-in Card Guides
	A	B	C	D	E	F	G	H			
CN-5700	2.36	2.16	1.22	1.02	2.25	2.05	1.11	0.97	0.06	2.5	Yes
CN-5701	3.15	2.16	1.00	0.80	3.03	2.04	0.88	0.74	0.06	2.9	Yes
CN-5702	3.52	1.38	1.22	1.02	3.40	1.26	1.10	0.96	0.06	2.5	No
CN-5703	4.51	2.50	1.22	1.02	4.39	2.38	1.10	0.96	0.06	4.3	No
CN-5704	4.51	2.50	2.22	2.02	4.39	2.38	2.10	1.96	0.06	5.8	No
CN-5705	4.54	3.57	2.22	2.02	4.39	3.41	2.06	1.94	0.08	8.1	No
CN-5706	4.73	3.95	1.44	1.24	4.59	3.79	1.28	1.16	0.08	8.7	Yes
CN-5707	5.47	4.01	3.05	2.85	5.31	3.85	2.89	2.77	0.08	14.0	Yes
CN-5708	6.51	5.01	3.05	2.85	6.35	4.85	2.89	2.77	0.08	18.0	Yes
CN-5709	6.78	4.77	2.22	2.02	6.62	4.61	2.06	1.94	0.08	15.3	No
CN-5710	6.78	4.77	4.21	4.01	6.62	4.61	4.05	3.93	0.08	22.2	No
CN-5711	8.75	5.74	2.25	2.05	8.59	5.58	2.09	1.97	0.08	22.2	No
CN-5712	8.75	5.74	4.22	4.02	8.59	5.58	4.06	3.94	0.08	30.3	No
CN-5713	9.85	9.85	4.01	3.81	9.65	9.65	3.81	3.71	0.10	56.2	Yes
CN-5714	10.81	6.89	2.64	2.44	10.79	6.87	2.62	2.43	0.01	33.7	Yes



Die-cast aluminum NEMA boxes meet NEMA 1, 2, 4, 4X, 12, 13 and IP65 ratings. Many sizes have internal card guides for PC board mounting or partitioning.

### DESIGN FEATURES


- ADC-12 aluminum alloy
- Self-adhesive gasket easily attaches to cover
- Cover attaches with 4 or 6 screws for a secure and tight seal
- Internal card guides for PC Board mounting or partitioning (see table)
- Natural finish (other finishes available upon request)
- Easily machined and modified to your particular requirements



## DIE-CAST ALUMINUM BOXES

# CN-SERIES

## NEMA DIE-CAST BOXES WITH MOUNTING FLANGE

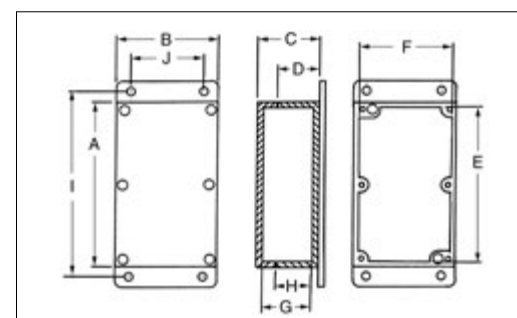


Die-cast aluminum NEMA boxes with mounting flanges can be wall- or panel-mounted without having to remove the cover. Mounting flanges are molded-in, eliminating welded-on plates that could trap fluids.

### DESIGN FEATURES

- ADC -12 aluminum alloy
- Meets NEMA 1, 2, 4, 4X, 12, 13 and IP65 ratings
- Self-adhesive gasket easily attaches to cover
- Mounting flanges located on short side of the base
- Cover attaches with 4 or 6 screws for a secure and tight seal
- Internal card guides for PC Board mounting or partitioning
- Natural finish (other finishes available upon request)
- Easily machined and modified to your particular requirements

Model Number	External Dimensions				Internal Dimensions				Mtg. Dim.		Wall Thickness	Wt. Oz.	Molded-in Card Guides
	A	B	C	D	E	F	G	H	I	J			
CN-6702	3.52	1.38	1.22	1.02	3.40	1.26	1.10	0.96	4.00	—	0.06	3.0	Yes
CN-6703	4.51	2.50	1.22	1.02	4.39	2.38	1.10	0.96	5.00	1.18	0.06	5.0	Yes
CN-6704	4.51	2.50	2.22	2.02	4.39	2.38	2.10	1.96	5.00	1.18	0.06	7.8	Yes
CN-6705	4.54	3.57	2.22	2.02	4.42	3.45	2.10	1.96	5.00	1.97	0.06	10.0	Yes
CN-6706	4.73	3.95	1.44	1.24	4.57	3.79	1.28	1.16	5.40	2.37	0.08	10.6	Yes
CN-6707	5.47	4.01	3.05	2.85	5.31	3.85	2.89	2.77	6.18	2.37	0.08	18.1	Yes
CN-6708	6.51	5.01	3.05	2.85	6.35	4.85	2.89	2.77	7.17	3.15	0.08	22.4	Yes
CN-6709	6.78	4.77	2.22	2.02	6.62	4.61	2.06	1.94	7.44	3.15	0.08	18.5	Yes
CN-6710	6.78	4.77	4.21	4.01	6.62	4.61	4.05	3.93	7.44	3.15	0.08	30.1	Yes
CN-6711	8.75	5.74	2.25	2.05	8.59	5.58	2.09	1.97	9.37	3.86	0.08	26.0	Yes



# ATX SERIES

## EXPLOSION PROOF ENCLOSURES



The ATX Series' high quality ATEX Certified Explosion Proof Enclosures are designed for intermittent explosive atmospheres (excluding mining), such as gas (Category: II, Zone: 1&2), grain dust and conductive dust (Category: III, Zones 21 & 22). They provide equipment protection with increased safety (e) and dust protection (tb). ATX Series enclosures are UL listed (Type 6P) and rated at IP66 per IEC 60529 Standard.


### DESIGN FEATURES

- Material: Heavy-duty aluminum body, silicon 12 gasket
- Degree of Ingress Protection IP66 (IP67 in normal conditions)
- UL50E/508A Type 6P extra corrosion protection
- Service temperature range: -50° to +135°C
- Gray powder coated (RAL-7001)
- Captive stainless screws in the cover
- Continuous gasket made of silicone rubber
- Four copper plated ground screws in body for ground and plate assembly
- External stainless steel ground bracket

### ATEX RATING:

- II 2 G Ex e IIC Gb
- II 2 D Ex tb IIIC Db IP 66
- DEMKO 13 ATEX 1327771U
- IECEx UL 13.0042U
- EX# 0539 (India)
- Category: II for gas, III for dust
- Zone: 1 & 2 for gas, 21 & 22 for dust
- Class: 1 & 2
- Division: 2
- Impact resistance: 10 J (IK 09)

Model Number	L (in)	W (in)	D (in)	Weight (lb)	Optional Aluminum Mounting Plate	Optional Mounting Bracket
ATX-10501	2.95	3.15	2.24	0.70	MPX-501-A	MTX-4503
ATX-10503	3.94	3.94	3.19	1.36	MPX-503-A	
ATX-10505	4.80	4.72	3.58	2.20	MPX-505-A	
ATX-10506	4.92	3.15	2.24	0.92	MPX-506-A	MTX-6512
ATX-10507	5.91	2.52	1.34	0.62	MPX-507-A	
ATX-10509	6.30	6.30	3.58	3.39	MPX-509-A	
ATX-10510	6.89	3.15	2.24	1.23	MPX-510-A	
ATX-10512	8.66	4.72	3.58	3.30	MPX-512-A	
ATX-10515	10.24	6.30	3.54	4.62	MPX-515-A	
ATX-10519	14.17	6.30	3.54	6.18	MPX-519-A	




### Internal Aluminum Panels for ATX Series

Model No.	Dimensions	Use With:
MPX-501-A	2.76" × 2.56" × 0.06"	ATX-10501
MPX-503-A	3.51" × 3.43" × 0.06"	ATX-10503
MPX-505-A	4.33" × 4.27" × 0.06"	ATX-10505
MPX-506-A	4.5" × 2.74" × 0.06"	ATX-10506
MPX-507-A	5.46" × 2.13" × 0.06"	ATX-10507
MPX-509-A	5.84" × 5.76" × 0.06"	ATX-10509
MPX-510-A	6.47" × 2.76" × 0.06"	ATX-10510
MPX-512-A	8.19" × 7.61" × 0.06"	ATX-10512
MPX-515-A	9.74" × 5.82" × 0.06"	ATX-10515
MPX-519-A	13.63" × 5.82" × 0.06"	ATX-10519

### External Mounting Bracket Kits for ATX Series

#### MTX-4503

- Kit contains: 4 Brackets, 4 M4 Screws, 4 M4 Flat Washers, 4 M4 Split Lockwashers
- Natural Finish Stainless Steel
- Fits ATX-10501 and ATX-10503



#### MTX-6512

- Kit contains: 4 Brackets, 4 M6 Screws, 4 M6 Flat Washers, 4 M6 Split Lockwashers
- Natural Finish Stainless Steel
- Fits Models ATX-10505, ATX-10506, ATX-10507, ATX-10509, ATX-10510, ATX-10512, ATX-10515, and ATX-10519

# NEMA 3R

STEEL ENCLOSURE



NEMA box with steel internal panel protects outdoor electrical control wiring for up to 25% less than competing products.

**DESIGN FEATURES**

- Heavy-duty 16-gauge galvanized steel spot welded construction
- Drip-shielded top and seam-free sides, back and front
- Hinged cover with weather-resistant Neoprene gasket and zinc-plated and powder-coated pad-lockable draw latch
- Provides protection against rain, sleet, snow and dripping water
- Easily removable concentric knockouts on bottom for industry standard conduit sizes
- Two external wall mounting brackets in back
- Easy to clean and durable ASA-70 gray powder coating
- Complies with NEMA and UL 50 Type 3R rating
- Internal zinc-plated steel panel included
- UL 50 and 50E listed - file E23806

Model Number	External Dimensions (Base)			Wall Mounting Dimensions		Internal Panel Dimensions		Wt. Lbs.
	Height (Inches)	Width (Inches)	Depth (Inches)	Height (Inches)	Width (Inches)	Height (Inches)	Width (Inches)	
N3R-5801	6	4	4	7	3	4.25	2.25	3
N3R-5802	6	6	4	7	3	4.25	4.25	5
N3R-5803	8	6	4	9	3	4.25	4.25	6
N3R-5804	8	8	6	9	3	6.25	6.25	8
N3R-5805	10	8	6	11	3	6.25	6.25	9
N3R-5806	12	10	6	13	3	8.25	8.25	11
N3R-5807	12	12	6	13	3	10.25	10.25	13
N3R-5808	12	12	10	13	3	10.25	10.25	20

# SN-SERIES

NEMA SHEET METAL BOX



These sheet metal boxes meet NEMA 1, 2, 4, 4X, 12, 13 and IP65 ratings and can be mounted without the need to remove the cover and expose the internal components.

**DESIGN FEATURES**

- Made from durable 14 ga. Steel (0.078" thick)
- Smooth continuous welded seams
- External mounting brackets allow the box to be mounted on a wall or panel without having to remove the cover and expose internal components to the environment
- Hinged cover clamps to base with stainless steel screws and brackets for a watertight seal
- Weld nuts for inner panel mounting
- Bonding studs for grounding are provided on base and door
- Easily machined and modified to your particular requirements
- Indoor/outdoor
- Internal panel included
- Tested and passed UL508-4X requirements

**FINISH**

- Gray powdercoat

**ACCESSORIES**

- Comes with a 14 ga. steel, powder-coated removable inner panel

Model No.	External Dimensions			Wt. (Lbs.)
	H	W	D	
SN-3700	6"	4"	3"	4.2
SN-3701	8"	6"	3.5"	7.2
SN-3702	6"	6"	4"	6.2
SN-3703	12"	10"	5"	16.0
SN-3704	10"	8"	6"	12.6
SN-3705	12"	12"	6"	19.6
SN-3706	14"	12"	6"	21.6
SN-3707	16"	14"	6"	27.0
SN-3708	14"	12"	8"	24.0
SN-3709	16"	14"	10"	32.6



STEEL BOXES

# SNB-SERIES

NEMA SHEET METAL BOX



**FINISH**

- Smooth Gray powder coat. Internal Panel – Clear zinc plate.



**STAINLESS STEEL**

**FINISH**

- Natural, exterior polished. Internal Panel – Clear zinc plate.

Powder Coated Steel Model No.	304 Stainless Steel Model No.	External Dimensions H x W x D	Wt. (Lbs.)
SNB-3730	SNB-3730-SS	9.84" x 7.87" x 5.91"	7
SNB-3731	SNB-3731-SS	11.81" x 9.84" x 5.91"	9
SNB-3732	SNB-3732-SS	11.81" x 9.84" x 7.87"	11
SNB-3733	SNB-3733-SS	11.81" x 11.81" x 5.91"	11
SNB-3734	SNB-3734-SS	11.81" x 11.81" x 7.87"	12
SNB-3735	SNB-3735-SS	15.75" x 11.81" x 5.91"	15
SNB-3736	SNB-3736-SS	15.75" x 11.81" x 7.87"	16
SNB-3737	SNB-3737-SS	15.75" x 15.75" x 7.87"	22
SNB-3738	SNB-3738-SS	7.87" x 5.91" x 5.91"	5.2
SNB-3739	SNB-3739-SS	7.87" x 7.87" x 3.98"	4.6
SNB-3740	SNB-3740-SS	9.84" x 9.84" x 5.91"	9.7
SNB-3741	SNB-3741-SS	9.84" x 7.87" x 3.98"	5.7
SNB-3743	SNB-3743-SS	15.75" x 13.98" x 7.87"	19.8
SNB-3746	SNB-3746-SS	20.00" x 16.00" x 8.00"	20.3

- Continuous seam welded 16 ga. steel or 304 stainless steel construction.
- Hinged cover clamps to the base with keyed quarter turn latch for a watertight seal.
- External mounting brackets allow box to be mounted on a wall or panel without having to remove the cover and expose internal components to the environment.
- Bonding studs for grounding are provided on base and door.
- Internal panel and hardware included.
- Tested and listed to UL-508 Type 4x requirements (UL File #E194432).
- Easily machined and modified to your particular requirements.
- Note: SNB-3738 through SNB-3743 part numbers are pending UL listing. All stainless steel versions are pending UL listing.



# SNC-SERIES

WITH LIFT-OFF SCREW COVER

Model No.	External Dimensions H x W x D	Weight (Lbs.)
SNC-3750	9.84" x 7.87" x 5.91"	8.65
SNC-3751	11.81" x 9.84" x 5.91"	11.15
SNC-3752	11.81" x 9.84" x 7.87"	12.65
SNC-3753	11.81" x 11.81" x 5.91"	12.80
SNC-3754	11.81" x 11.81" x 7.87"	14.30
SNC-3755	15.75" x 11.81" x 5.91"	15.80
SNC-3756	15.75" x 11.81" x 7.87"	18.30
SNC-3757	15.75" x 15.75" x 7.87"	19.90



Similar to the popular SNB series, the SNC provides the option of an alternative secure screw closure.

**DESIGN FEATURES**

- Designed to meet NEMA 1, 2, 4, 4X, 12, 13, and IP65 ratings
- UL listed to UL508-4X requirements (pending)
- Continuous seam welded 16 ga. steel construction
- Screw mounted lift off cover
- Bonding studs for grounding are provided on base and cover
- Finish: smooth gray powder coat
- Easily machined and modified to your particular requirements
- Includes stainless steel wall mounting bracket kit
- Includes 14 ga. steel, zinc plated removable inner panel

# STEEL PUSH BUTTON BOXES



Perfect for industrial applications requiring pushbuttons or switches in corrosive environments. Variety of sizes and depths available. 1–4 holes.

## DESIGN FEATURES

- Heavy duty 14 ga. steel seam welded construction
- Cover with captive screws and sealing washer
- Cover screws thread into sealed nuts for additional sealing protection
- Cover has oil resistant die-cut gasket for reliable and lasting protection against dust, water and oil
- Cover supplied with 22.5mm or 30.5mm four-way pushbutton holes
- Welded ground nut inside body
- External flanges with holes for wall mounting
- Designed to comply with NEMA and UL-508A Type 12 and 13 rating
- UL listed

## FINISH

- Durable ANSI 65 grey powder coating

Part Number 22.5mm Pushbutton	Part Number 30.5mm Pushbutton	No. of Pushbutton Holes	External Dimensions H x W x D	Wt. (Lbs.)
SPB-3901	SPB-3921	1	3.50" x 3.25" x 2.75"	
SPB-3902	SPB-3922	2	5.75" x 3.25" x 2.75"	
SPB-3903	SPB-3923	3	8.00" x 3.25" x 2.75"	
SPB-3904	SPB-3924	4	10.25" x 3.25" x 2.75"	

## PBB SERIES

NEMA BOX



## Heavy Duty Plastic Push Button Box

This heavy duty, IP67 plastic box is an excellent metallic box substitute. Sizes fit 1–4 push buttons.

- Suited for 22mm and 30mm push buttons
- Four way keyed
- Body made of gray polycarbonate resin, 10% glass fiber filled
- Cover made of gray polycarbonate
- IP-67 TUV rating to keep out dust and water in extreme conditions
- UL508 / NEMA type 4X and type 6 listed #E343339
- UL industrial controls and CE Low Voltage directive 2006/95/EC listed
- Non-chlorinated and non-brominated flame retardant with UL-94 V0 rating
- Suitable for outdoor use with respect to exposure to ultraviolet light, water exposure and immersion in accordance with UL 746C
- Non-metallic captive screws without the risk of stripping
- Impact and chemical resistant

Model No.	Holes Size x Qty.	L (in.)	W (in.)	D (in.)	Weight (lb.)	External mounting bracket#
PBB-11815-1	0.89" (22.5mm) x1	4.331	3.150	3.346	0.13	
PBB-11817-2	0.89" (22.5mm) x2	5.118	3.150	3.346	0.13	
PBB-11819-3	0.89" (22.5mm) x3	7.087	3.150	3.346	0.15	
PBB-11821-4	0.89" (22.5mm) x4	9.843	3.150	3.346	0.19	
PBB-11831-1	1.22" (31mm) x1	4.331	3.150	3.346	0.13	NBX10922 Stainless Steel mounting bracket for PIP
PBB-11833-2	1.22" (31mm) x2	5.118	3.150	3.346	0.13	
PBB-11835-3	1.22" (31mm) x3	7.087	3.150	3.346	0.15	
PBB-11837-4	1.22" (31mm) x4	9.843	3.150	3.346	0.19	PIP-117PMB Plastic mounting bracket for PIP



# HEAVY DUTY NEMA 6P/IP68

HINGED COVER DPH-SERIES



- Rated NEMA 1, 2, 3, 3R, 3X, 3RX, 3S, 3SX, 4, 4X, 12 & 13 rated (NEMA 6/6P rated only when using optional screw close configuration)
- Rated IP65, IP66 (IP67/IP68 rated only when using optional screw close configuration)
- Impact-resistant polycarbonate UL94-5VA
- Continuous gasket for a watertight seal
- Designed for outdoor use: weatherproof, waterproof and corrosion-resistant
- Enclosures come with standard plastic mounting brackets included (DPX-100-KIT)
- Hinged cover with stainless steel hardware
- Stainless steel latch with area for padlock
- Modular mounting bosses in base for panel and DIN rail mounting
- 2 flexible height mounting of internal panel with included mounting kit accessory (DPX-444-KIT)
- 2 panels to use with additional mounting bosses at top of base and inside the cover
- Optional multi-directional mounting flanges for horizontal or vertical orientation
- RoHs and REACH Compliant

SEE PAGE 56 FOR INTERNAL PANELS AND MOUNTING FLANGES

Model No.		External Size L × W × D	Internal Size L × W × D
Solid Cover	Clear Cover		
DPH-28706	DPH-28706-C	7.04" × 5.04" × 4.83"	6.04" × 4.04" × 3.97"
DPH-28707	DPH-28707-C	7.04" × 7.04" × 5.72"	6.04" × 6.04" × 4.86"
DPH-28708	DPH-28708-C	9.04" × 7.04" × 5.72"	8.04" × 6.04" × 4.86"
DPH-28709	DPH-28709-C	9.04" × 9.04" × 5.72"	8.04" × 8.04" × 4.86"
DPH-28710	DPH-28710-C	11.04" × 9.04" × 5.22"	10.04" × 8.04" × 4.89"
DPH-28711	DPH-28711-C	11.04" × 9.04" × 7.72"	10.04" × 8.04" × 6.86"
DPH-28712	DPH-28712-C	17.24" × 15.20" × 8.75"	16.24" × 14.20" × 7.89"
DPH-28713	DPH-28713-C	15.24" × 13.20" × 7.72"	14.24" × 12.20" × 6.86"
DPH-28714	DPH-28714-C	13.24" × 11.20" × 7.70"	12.24" × 10.20" × 6.84"



# HEAVY DUTY NEMA 6P/IP68

SCREW COVER DPS-SERIES



- Rated NEMA 1, 2, 3, 3R, 3X, 3RX, 3S, 3SX, 4, 4X, 6/6P, 12 & 13
- Rated IP65, IP66, IP67, IP68
- Impact-resistant light gray polycarbonate UL94-5VA and UL94-V0
- Service temperature -35°C to 110°C
- Continuous Silicon gasket for a watertight seal
- Designed for outdoor use: weatherproof, waterproof and corrosion-resistant
- Enclosures come with standard plastic mounting brackets included (DPX-100-KIT)
- Screw-on cover with stainless steel hardware
- Modular mounting bosses in base for panel and DIN rail mounting
- 2 floating configurations for internal panel with included mounting kit accessory (DPX-444-KIT)
- 2 panels to use with Additional mounting bosses at top of base and inside the cover
- Optional Multi-directional mounting flanges for horizontal or vertical orientation
- RoHs and REACH Compliant


SEE PAGE 56 FOR INTERNAL PANELS AND MOUNTING FLANGES

Model No.		External Size L × W × D	Internal Size L × W × D
Solid Cover	Clear Cover		
DPS-28706	DPS-28706-C	7.04" × 5.04" × 4.83"	6.04" × 4.04" × 3.97"
DPS-28707	DPS-28707-C	7.04" × 7.04" × 5.72"	6.04" × 6.04" × 4.86"
DPS-28708	DPS-28708-C	9.04" × 7.04" × 5.72"	8.04" × 6.04" × 4.86"
DPS-28709	DPS-28709-C	9.04" × 9.04" × 5.72"	8.04" × 8.04" × 4.86"
DPS-28710	DPS-28710-C	11.04" × 9.04" × 5.22"	10.04" × 8.04" × 4.89"
DPS-28711	DPS-28711-C	11.04" × 9.04" × 7.72"	10.04" × 8.04" × 6.86"
DPS-28712	DPS-28712-C	17.24" × 15.24" × 8.75"	16.24" × 14.24" × 7.89"
DPS-28713	DPS-28713-C	15.24" × 13.24" × 7.72"	14.24" × 12.24" × 6.86"
DPS-28714	DPS-28714-C	13.24" × 11.24" × 7.70"	12.24" × 10.24" × 6.84"

Model No.	Style	Dimensions (in.)	Mounting Kit	For Models
DPX-287061	Base	5.75" × 3.75" × 0.06"		DPH 28706, DPS 28706
DPX-287062	Floating Hinged	5.75" × 3.75" × 0.06"	DPX-444-KIT	DPH 28706, DPS 28706
DPX-287063	Cover	5.75" × 3.75" × 0.06"		DPH 28706, DPS 28706
DPX-287064	Floating	5.75" × 3.75" × 0.06"	DPX-444-KIT	DPH 28706, DPS 28706
DPX-287071	Base	5.75" × 5.75" × 0.06"		DPH 28707, DPS 28707
DPX-287072	Floating Hinged	5.75" × 5.75" × 0.06"	DPX-444-KIT	DPH 28707, DPS 28707
DPX-287073	Cover	5.75" × 5.75" × 0.06"		DPH 28707, DPS 28707
DPX-287074	Floating	5.75" × 5.75" × 0.06"	DPX-444-KIT	DPH 28707, DPS 28707
DPX-287081	Base	7.75" × 5.75" × 0.06"		DPH 28708, DPS 28708
DPX-287082	Floating Hinged	7.75" × 5.75" × 0.06"	DPX-444-KIT	DPH 28708, DPS 28708
DPX-287083	Cover	7.75" × 5.75" × 0.06"		DPH 28708, DPS 28708
DPX-287084	Floating	7.75" × 5.75" × 0.06"	DPX-444-KIT	DPH 28708, DPS 28708
DPX-287091	Base	7.75" × 7.75" × 0.06"		DPH 28709, DPS 28709
DPX-287092	Floating Hinged	7.75" × 7.75" × 0.06"	DPX-444-KIT	DPH 28709, DPS 28709
DPX-287093	Cover	7.75" × 7.75" × 0.06"		DPH 28709, DPS 28709
DPX-287094	Floating	7.75" × 7.75" × 0.06"	DPX-444-KIT	DPH 28709, DPS 28709
DPX-287101	Base	9.75" × 7.75" × 0.06"		DPH 28710, DPS 28710 DPH 28711, DPS 28711
DPX-287102	Floating Hinged	9.75" × 7.75" × 0.06"	DPX-444-KIT	DPH 28710, DPS 28710 DPH 28711, DPS 28711
DPX-287103	Cover	9.75" × 7.75" × 0.06"		DPH 28710, DPS 28710 DPH 28711, DPS 28711
DPX-287104	Floating	9.75" × 7.75" × 0.06"	DPX-444-KIT	DPH 28710, DPS 28710 DPH 28711, DPS 28711
DPX-287121	Base	15.64" × 13.64" × 0.06"		DPH 28712, DPS 28712
DPX-287122	Floating Hinged	15.64" × 13.64" × 0.06"	DPX-444-KIT	DPH 28712, DPS 28712
DPX-287123	Cover	15.64" × 13.64" × 0.06"		DPH 28712, DPS 28712
DPX-287124	Floating	15.64" × 13.64" × 0.06"	DPX-444-KIT	DPH 28712, DPS 28712
DPX-287131	Base	13.64" × 11.64" × 0.06"		DPH 28713, DPS 28713
DPX-287132	Floating Hinged	13.64" × 11.64" × 0.06"	DPX-444-KIT	DPH 28713, DPS 28713
DPX-287133	Cover	13.64" × 11.64" × 0.06"		DPH 28713, DPS 28713
DPX-287134	Floating	13.64" × 11.64" × 0.06"	DPX-444-KIT	DPH 28713, DPS 28713
DPX-287141	Base	11.64" × 9.64" × 0.06"		DPH 28714, DPS 28714
DPX-287142	Floating Hinged	11.64" × 9.64" × 0.06"	DPX-444-KIT	DPH 28714, DPS 28714
DPX-287143	Cover	11.64" × 9.64" × 0.06"		DPH 28714, DPS 28714
DPX-287144	Floating	11.64" × 9.64" × 0.06"	DPX-444-KIT	DPH 28714, DPS 28714

### DPX Series Internal Panels


- Base internal mounting panels for DPH/DPS Series
- Made of 0.060" Aluminum
- Panel includes four #10-32 × .250 pan head phillips machine screws
- Default mounting position is mounting bosses at the back of the enclosure
- Pre-drilled holes for adding a DIN rail strip



Model No.	Description	Flange Style	Use With DPH/DPS
DPX-100-KIT	1.5" standard mounting brackets (4 brackets +4 screws)	L	28712, 28713
		W	28712
DPX-424-KIT	4" flange kit (2 flanges + 4 screws)	L	
		W	28706
DPX-624-KIT	6" flange kit (2 flanges + 4 screws)	L	28706, 28707
		W	28707, 28708
DPX-824-KIT	8" flange kit (2 flanges + 4 screws)	L	28708, 28709
		W	28709, 28710, 28711
DPX-1024-KIT	10" flange kit (2 flanges + 4 screws)	L	28710, 28711
		W	28714
DPX-1224-KIT	12" flange kit (2 flanges + 4 screws)	L	28714
		W	28713

### Mounting Flanges for DPH and DPS Series

- Optional DPH/DPS mounting flanges (x2) to replace 4 standard mounting brackets that are shipped with the enclosure
- Made of polycarbonate
- Kit includes stainless steel screws for attaching to enclosure



**NBA SERIES**

Front doors have stainless steel hinges and latches



**NBB SERIES**

Front doors have plastic hinges and snap-action latches



Most of these gasketed enclosures have been tested and approved to UL508-4X specifications, with a few being approved to UL50-4X. All enclosures meet NEMA 1, 2, 4, 4X, 12, and 13 and IEC529-IP65 requirements. (NBA is not NEMA 12.)

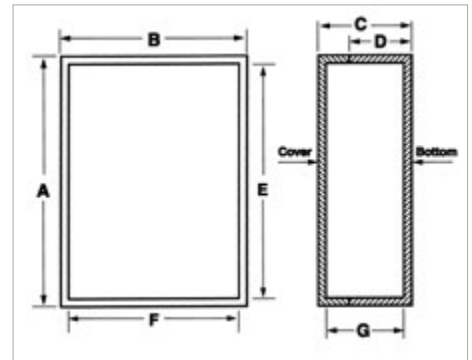
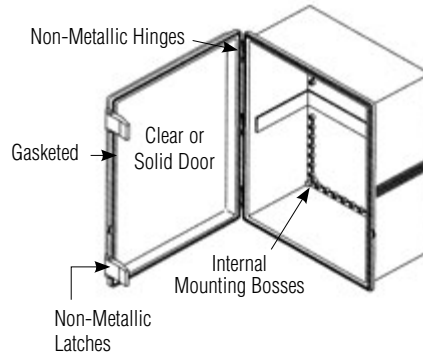
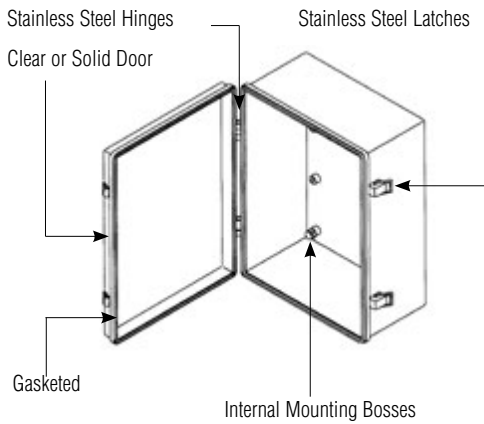
**INDOOR VERSIONS:**

- ABS plastic enclosures are molded out of light gray material with a UL94-HB flammability rating
- UL508-4X enclosures are molded out of light gray ABS/PC blended plastic with a UL94-5VB flammability rating
- Clear doors for all models are Polycarbonate plastic with a UL94V-0 flammability rating

**OUTDOOR VERSIONS:**

- UL508-4X enclosures are molded out of light gray PC/PBT blended plastic with a UL94-5VA flammability rating

SEE PAGE 62 FOR INTERNAL PANELS



NBA SERIES DIMENSIONS											
Indoor Version Model No.		Outdoor Version Model No.		External				Internal*			Wt. Lbs.
Solid Door	Clear Door	Solid Door	Clear Door	A	B	C	D	E	F	G	
NBA-10142	NBA-10162			11.81"	7.85"	5.97"	4.80"	11.01"	7.02"	5.69"	2.2
NBA-10144	NBA-10164			11.83"	7.85"	7.09"	5.90"	10.99"	7.02"	6.80"	2.5
NBA-10148	NBA-10168			15.74"	11.79"	7.08"	5.90"	14.93"	10.94"	6.80"	4.7
NBA-10152	NBA-10172			19.68"	15.74"	7.87"	6.69"	18.85"	14.91"	7.60"	7.4
NBA-10156	NBA-10176			23.61"	15.75"	9.06"	7.87"	22.78"	14.90"	8.80"	9.6

\*Reference Only - Request drawing for Internal configuration and dimensions.

NBB SERIES DIMENSIONS												
ABS Version** Model No.	UL508-4X Indoor Version Cat No.		UL508-4X Outdoor Version Model No.		External				Internal*			Wt. Lbs.
Solid Door	Solid Door	Clear Door	Solid Door	Clear Door	A	B	C	D	E	F	G	
NBB-22240	NBB-10240	NBB-10260	NBB-15240		5.91"	5.91"	3.57"	2.76"	5.04"	5.04"	3.27"	1.2
NBB-22241	NBB-10241	NBB-10261			10.73"	6.79"	4.33"	3.15"	9.84"	5.90"	4.07"	1.7
NBB-22243	NBB-10243	NBB-10263	NBB-15243		11.28"	7.47"	5.50"	4.33"	10.46"	6.65"	5.25"	2.8
NBB-22245	NBB-10245	NBB-10265	NBB-15245		13.01"	13.01"	7.04"	5.86"	12.14"	12.14"	6.79"	4.4
NBB-22247	NBB-10247	NBB-10267	NBB-15247		15.68"	11.73"	6.30"	5.11"	14.88"	10.89"	6.03"	4.2
NBB-22251	NBB-10251	NBB-10271			14.59"	10.64"	5.92"	4.71"	13.76"	9.82"	5.64"	3.5
NBB-22253	NBB-10253	NBB-10273	NBB-15253		19.17"	14.64"	7.85"	6.67"	18.33"	13.75"	7.60"	6.6
			NBB-15260		5.91"	5.91"	3.57"		5.04"	5.04"	3.27"	1.2

\*Reference Only - Request drawing for Internal configuration and dimensions. \*\*Not UL listed



# UL/NEMA/IEC

## NBC SERIES

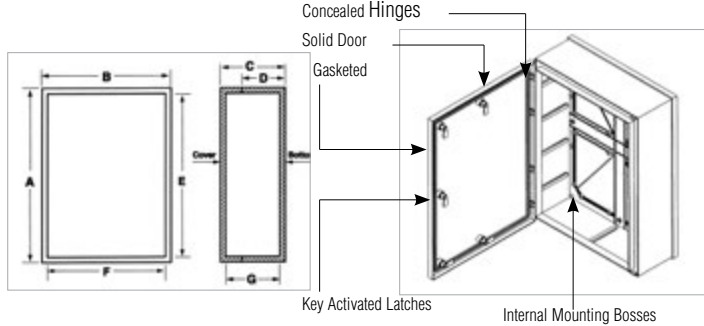


Front doors have concealed hinges - one size only


SEE PAGE 62 FOR INTERNAL PANELS

NBC SERIES DIMENSIONS											
Indoor Version Model No.		External				Internal*			Wt. Lbs.		
Solid Door	Clear Door	A	B	C	D	E	F	G			
NBC-10352	---	32.05"	24.18"	11.00"	10.02"	30.67"	22.82"	10.60"	27.50		

\*Reference Only - Request a drawing for Internal configuration and dimensions.



## NBD SERIES

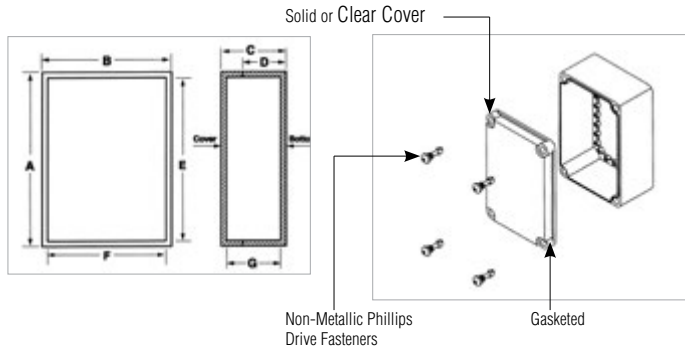


Non-metallic Phillips drive fasteners

SEE PAGE 62 FOR INTERNAL PANELS

NBD SERIES DIMENSIONS											
Indoor Version Model No.		Outdoor Version Model No.		External				Internal*			Wt. Lbs.
Solid Door	Clear Door	Solid Door	Clear Door	A	B	C	D	E	F	G	
NBD-10442	NBD-10462	NBD-15442		11.02"	7.48"	5.03"	3.85"	10.47"	6.66"	4.81"	2.6
NBD-10445	NBD-10465	NBD-15445	Contact Bud Factory	15.00"	7.53"	7.00"	3.85"	14.40"	6.70"	6.75"	4.2
NBD-10449	NBD-10469	NBD-15449		13.42"	11.05"	5.11"	3.92"	12.46"	10.09"	4.86"	4.2
NBD-10452	NBD-10472	NBD-15452		14.96"	11.02"	7.01"	3.85"	14.13"	10.20"	6.77"	5.0
NBD-10456	NBD-10476	NBD-15456		22.08"	14.97"	7.04"	5.82"	21.26"	14.17"	6.72"	9.2

\*Reference Only - Request a drawing for Internal configuration and dimensions.



## NBE SERIES

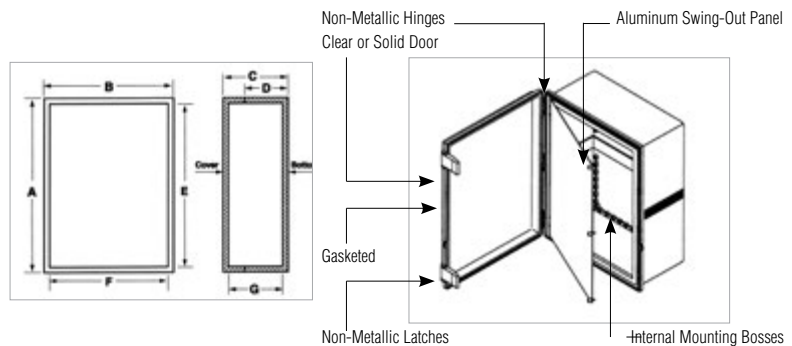
Same as NBB Series with swing frame panel



SEE PAGE 62 FOR INTERNAL PANELS

NBE SERIES DIMENSIONS											
Indoor Version Model No.		Outdoor Version Model No.		External				Internal*			Wt. Lbs.
Solid Door	Clear Door	Solid Door	Clear Door	A	B	C	D	E	F	G	
NBE-10543	NBE-10563			11.28"	7.47"	5.50"	4.33"	10.46"	6.65"	5.25"	3.7
NBE-10547	NBE-10567		Contact Bud Factory	15.68"	11.73"	6.30"	5.11"	14.88"	10.89"	6.03"	7.0
NBE-10553	NBE-10573			19.17"	14.64"	7.85"	6.67"	18.33"	13.75"	7.60"	11.2

\*Reference Only - Request a drawing for Internal configuration and dimensions.



# NBF-SERIES

UL/NEMA/IEC



**STYLE A WITH PLASTIC LATCHES**

**STYLE B WITH PLASTIC LATCHES AND STAINLESS STEEL PADLOCKABLE LATCH**

These gasketed all-plastic enclosures have been designed meet NEMA 1, 2, 4, 4X, 12, 13 and IEC529-IP66 requirements, which allows them to be used in many wet, dirty and/or corrosive environments.

**DESIGN FEATURES**

- Designed to IP66 of IEC 529 and NEMA 1, 2, 4, 4X, 12, and 13 specifications
- All plastic construction including hinge pins
- Comes complete with stainless steel wall mounting brackets and hardware
- Style A has two or three plastic latches
- Style B has two plastic latches and one stainless steel padlockable latch

**INDOOR VERSIONS:**

- ABS plastic enclosures are molded out of light gray material with UL94-HB flammability rating (not UL Listed.)
- ABS/PC blended plastic enclosures are molded out of light gray material with UL94-5VA flammability rating. Suggested service temperature range -40°C to +70°C
- Clear doors, for all models, are molded out of polycarbonate material with UL94-V0 flammability rating

**OUTDOOR VERSIONS:**

- \*PC/PBT blended plastic enclosures are molded out of light gray material with UL94-5VA flammability rating and UV stabilized

SEE PAGE 60 FOR INTERNAL PANELS


ABS Version Model No.	Indoor Version Model Number		Outdoor Version Model Number		Style	Nominal External Dimensions Inches [Millimeters]				Actual Internal Dimensions Inches (±0.06)			Wt. Lbs.
	Solid Door	Solid Door	Clear Door	Solid Door		Clear Door	A	B	C	D	E	F	
NBF-32002	NBF-32102	NBF-32202	NBF-32302	NBF-32402	A	5.11 [130]	3.93 [100]	2.75 [70]	1.97 [50]	4.55	3.42	2.52	0.6
NBF-32004	NBF-32104	NBF-32204	NBF-32304	NBF-32404	A	5.90 [150]	3.93 [100]	7.25 [70]	1.97 [50]	5.37	3.42	2.52	0.7
NBF-32006	NBF-32106	NBF-32206	NBF-32306	NBF-32406	A	7.87 [200]	3.93 [100]	2.75 [70]	1.97 [50]	7.31	3.42	2.52	0.8
NBF-32008	NBF-32108	NBF-32208	NBF-32308	NBF-32408	A	10.63 [270]	3.93 [100]	2.75 [70]	1.97 [50]	10.02	3.42	2.52	0.8
NBF-32010	NBF-32010	NBF-32210	NBF-32310	NBF-32410	A	5.90 [150]	5.90 [150]	3.54 [90]	2.76 [70]	5.22	5.22	3.31	0.8
NBF-32012*	NBF-32012*	NBF-32212*	NBF-32312*	NBF-32412*	A	7.87 [200]	5.90 [150]	3.93 [100]	2.95 [75]	7.70	5.73	3.70	1.2
NBF-32014*	NBF-32114*	NBF-32214*	NBF-32314*	NBF-32414*	A	7.08 [200]	7.08 [200]	5.90 [150]	4.72 [120]	7.09	7.09	5.67	1.5
NBF-32016*	NBF-32116*	NBF-32216*	NBF-32316*	NBF-32416*	A	11.81 [300]	7.87 [200]	5.11 [130]	4.02 [102]	11.18	7.20	4.82	2.0
NBF-32018	NBF-32118	NBF-32218	NBF-32318	NBF-32418	A	11.81 [300]	7.87 [200]	6.29 [160]	5.20 [132]	11.18	7.20	6.00	2.7
NBF-32020*	NBF-32120*	NBF-32220*	NBF-32320*	NBF-32420*	A	11.81 [300]	7.87 [200]	7.87 [200]	6.81 [173]	11.18	7.20	7.58	2.8
NBF-32022*	NBF-32122*	NBF-32222*	NBF-32322*	NBF-32422*	A	13.78 [350]	9.84 [250]	5.90 [150]	4.72 [120]	12.99	9.06	5.61	3.0
NBF-32024*	NBF-32124*	NBF-32224*	NBF-32324*	NBF-32424*	A	13.78 [350]	9.84 [250]	7.08 [200]	5.91 [150]	12.99	9.06	7.58	4.7
NBF-32026	NBF-32126	NBF-32226	NBF-32326	NBF-32426	A	15.74 [400]	11.81 [300]	6.29 [160]	5.20 [132]	15.14	11.02	5.96	5.6
NBF-32028*	NBF-32128*	NBF-32228*	NBF-32328*	NBF-32428*	A	17.71 [450]	13.78 [350]	6.29 [160]	5.12 [130]	16.65	12.64	5.96	6.9
NBF-32030*	NBF-32130*	NBF-32230*	NBF-32330*	NBF-32430*	A	17.71 [450]	13.78 [350]	7.87 [200]	6.69 [170]	16.65	12.64	7.54	8.9
NBF-32032	NBF-32132	NBF-32232	NBF-32332	NBF-32432	A	19.68 [500]	15.74 [400]	6.29 [160]	5.12 [130]	18.82	14.88	5.96	9.6
NBF-32034*	NBF-32134*	NBF-32234*	NBF-32334*	NBF-32434*	A	19.68 [500]	15.74 [400]	7.87 [200]	6.69 [170]	18.82	14.88	7.54	10.6
NBF-32036*	NBF-32136*	NBF-32236*	NBF-32336*	NBF-32436*	A	20.86 [530]	16.92 [430]	6.29 [160]	5.12 [130]	19.69	15.71	5.96	10.6
NBF-32038	NBF-32138	NBF-32238	NBF-32338	NBF-32438	A	20.86 [530]	16.92 [430]	7.87 [200]	6.69 [170]	19.69	15.71	7.54	11.7
NBF-32040*	NBF-32140*	NBF-32240*	NBF-32340*	NBF-32440*	B	23.62 [600]	19.68 [500]	7.08 [200]	5.91 [150]	23.58	19.69	6.71	13.9
NBF-32042	NBF-32142	NBF-32242	NBF-32342	NBF-32442	B	23.62 [600]	19.68 [500]	9.84 [250]	8.66 [220]	23.62	19.69	9.47	16.1
NBF-32044*	NBF-32144*	NBF-32244*	NBF-32344*	NBF-32444*	B	27.55 [700]	19.68 [500]	7.08 [200]	5.91 [150]	27.52	19.65	6.71	15.8
NBF-32046	NBF-32146	NBF-32246	NBF-32346	NBF-32446	B	27.55 [700]	19.68 [500]	9.84 [250]	8.66 [220]	27.56	19.69	9.47	18.2

\* Non-stocking item. Contact factory for price and availability.



# NBF-SERIES

UL/NEMA/IEC



## Steel Internal Panels for NBF Series Boxes

Used to mount customer equipment inside enclosures. Assembles to mounting bosses on inside of enclosure.

- Designed to fit NBF series enclosures
- 16 GA galvanized steel construction
- Assembles to mounting bosses inside the enclosure
- Mounting hardware included

Model No.	Length x Width x Thickness (Inches)	Fits Enclosure
NBX-32902	3.80 x 2.68 x 0.06	NBF-32002, NBF-32102, NBF-32202, NBF-32302, NBF-32402
NBX-32904	4.57 x 2.68 x 0.06	NBF-32004, NBF-32104, NBF-32204, NBF-32304, NBF-32404
NBX-32906	6.52 x 2.68 x 0.06	NBF-32006, NBF-32106, NBF-32206, NBF-32306, NBF-32406
NBX-32908	9.25 x 2.68 x 0.06	NBF-32008, NBF-32108, NBF-32208, NBF-32308, NBF-32408
NBX-10984	4.88 x 4.88 x 0.06	NBF-32010, NBF-32110, NBF-32210, NBF-32310, NBF-32410
NBX-32912*	7.32 x 5.35 x 0.06	NBF-32012, NBF-32112, NBF-32212, NBF-32312, NBF-32412
NBX-32914	6.89 x 6.89 x 0.06	NBF-32014, NBF-32114, NBF-32214, NBF-32314, NBF-32414
NBX-32916	10.51 x 6.69 x 0.06	NBF-32016, NBF-32116, NBF-32216, NBF-32316, NBF-32416, NBF-32018, NBF-32118, NBF-32218, NBF-32318, NBF-32418, NBF-32020, NBF-32120, NBF-32220, NBF-32320, NBF-32420
NBX-10988	12.63 x 8.70 x 0.06	NBF-32022, NBF-32122, NBF-32222, NBF-32322, NBF-32422
NBX-32926	14.25 x 10.43 x 0.06	NBF-32026, NBF-32126, NBF-32226, NBF-32326, NBF-32426
NBX-32928	16.54 x 12.09 x 0.06	NBF-32028, NBF-32128, NBF-32228, NBF-32328, NBF-32428, NBF-32030, NBF-32130, NBF-32230, NBF-32330, NBF-32430
NBX-32932	18.23 x 14.29 x 0.06	NBF-32032, NBF-32132, NBF-32232, NBF-32332, NBF-32432, NBF-32034, NBF-32134, NBF-32234, NBF-32334, NBF-32434
NBX-32936	18.22 x 14.25 x 0.06	NBF-32036, NBF-32136, NBF-32236, NBF-32336, NBF-32436, NBF-32038, NBF-32138, NBF-32238, NBF-32338, NBF-32438
NBX-32940	18.31 x 22.64 x 0.06	NBF-32040, NBF-32140, NBF-32240, NBF-32340, NBF-32440, NBF-32042, NBF-32142, NBF-32242, NBF-32342, NBF-32442
NBX-10991	26.77 x 18.90 x 0.06	NBF-32044, NBF-32144, NBF-32244, NBF-32344, NBF-32444, NBF-32046, NBF-32146, NBF-32246, NBF-32346, NBF-32446

\* Non-stocking - contact factory for availability

## Screws

Used to attach equipment or panels to internal mounting bosses and brackets to the outside rear of enclosures.

- Five different screw sizes and/or types available

Model No.	Type	Internal Use	Weight/Oz.
NBX-10950	M5 x 10mm	All except as listed below	14.0
NBX-10951	M4 x 8mm	NBB-10240, 10260	14.0
NBX-10952	M6 x 10mm	All w/o inserts	14.0
Model No.	Type	External Use	Weight/Oz.
NBX-10953	M5 x 10mm	All except as listed below	14.0
NBX-10954	M4 x 8mm	NBB-10240, 10260	14.0



## Plastic Internal Panels for NBF Series Boxes

An all-plastic accessory panel used with the NBF series NEMA boxes allows easy mounting of electronic devices in the box.

- ABS plastic, UL94-HB
- Unique hole grid allows electrical and/or electronic devices to be mounted to panel as a sub-assembly without punching or drilling holes
- Easier prototyping
- Allows pre-testing of components
- Faster, less costly in-field assembly

Model No.	Length x Width x Thickness	Fits Enclosure
● NBX-10975-PL	3.80" x 2.68" x 0.14"	NBF-32002, NBF-32102, NBF-32202, NBF-32302, NBF-32402
● NBX-10976-PL	9.25" x 2.68" x 0.14"	NBF-32008, NBF-32108, NBF-32208, NBF-32308, NBF-32408
● NBX-10977-PL	6.52" x 2.68" x 0.14"	NBF-32006, NBF-32106, NBF-32206, NBF-32306
● NBX-10978-PL	9.37" x 2.7" x 0.14"	NBF-32008, NBF-32108, NBF-32208, NBF-32308, NBF-32408
● NBX-10979-PL	4.4" x 2.28" x 0.16"	NBB-10241, NBB-10261, NBB-22241
● NBX-10981-PL	14.25" x 10.43" x 0.15"	NBF-32026, NBF-32126, NBF-32226, NBF-32326, NBF-32426
● NBX-10982-PL	18.22" x 14.25" x 0.17"	NBF-32036, NBF-32136, NBF-32236, NBF-32336, NBF-32436, NBF-32038, NBF-32138, NBF-32238, NBF-32338, NBF-32438
NBX-10984-PL	4.88" x 4.88" x 0.15"	NBB-22440, NBF-32010, NBF-32110, NBF-32210, NBF-32310, NBF-32410
● NBX-10985-PL	9.9" x 6.3" x 0.47"	NBB-10243, NBB-10263, NBB-22443, NBD-10442, NBD-10462, NBE-10543, NBE-10563
● NBX-10986-PL	11.34" x 11.34" x 0.47"	NBB-10245, NBB-10265
● NBX-10987-PL	14.25" x 10.43" x 0.15"	NBF-32026, NBF-32126, NBF-32226, NBF-32326, NBF-32426
NBX-10988-PL	12.63" x 8.70" x 0.17"	NBF-32022, NBF-32122, NBF-32222, NBF-32322, NBF-32422, NBF-32024, NBF-32124, NBF-32224, NBF-32324, NBF-32424
● NBX-10990-PL	16.93" x 12.4" x 0.43"	NBB-10253, NBB-10273, NBB-22453, NBE-10553, NBE-10573
● NBX-10994-PL	13.9" x 6.3" x 0.47"	NBD-10445, NBD-10465
● NBX-10996-PL	11.69" x 9.37" x 0.47"	NBD-10449, NBD-10469
● NBX-10997-PL	13.7" x 9.76" x 0.47"	NBD-10452, NBD-10472
NBX-32902-PL	3.80" x 2.68" x 0.14"	NBF-32002, NBF-32102, NBF-32202, NBF-32302, NBF-32402
NBX-32904-PL	4.57" x 2.68" x 0.14"	NBF-32004, NBF-32104, NBF-32204, NBF-32304, NBF-32404
NBX-32906-PL	6.52" x 2.68" x 0.14"	NBF-32006, NBF-32106, NBF-32206, NBF-32306, NBF-32406
NBX-32908-PL	9.25" x 2.68" x 0.14"	NBF-32008, NBF-32108, NBF-32208, NBF-32308, NBF-32408
NBX-32912-PL*	7.32" x 5.35" x 0.12"	NBF-32012, NBF-32112, NBF-32212, NBF-32312, NBF-32412
NBX-32914-PL*	6.89" x 6.89" x 0.16"	NBF-32014, NBF-32114, NBF-32214, NBF-32314, NBF-32414
NBX-32916-PL	10.51" x 6.69" x 0.13"	NBF-32016, NBF-32116, NBF-32216, NBF-32316, NBF-32416, NBF-32018, NBF-32118, NBF-32218, NBF-32318, NBF-32418, NBF-32020, NBF-32120, NBF-32220, NBF-32320, NBF-32420
NBX-32926-PL	14.25" x 10.43" x 0.15"	NBF-32026, NBF-32126, NBF-32226, NBF-32326, NBF-32426
NBX-32928-PL	16.54" x 12.09" x 0.17"	NBF-32028, NBF-32128, NBF-32228, NBF-32328, NBF-32428, NBF-32030, NBF-32130, NBF-32230, NBF-32330, NBF-32430
NBX-32932-PL	18.23" x 14.25" x 0.17"	NBF-32032, NBF-32132, NBF-32232, NBF-32332, NBF-32432, NBF-32034, NBF-32134, NBF-32234, NBF-32334, NBF-32434
NBX-32936-PL	18.22" x 14.25" x 0.17"	NBF-32036, NBF-32136, NBF-32236, NBF-32336, NBF-32436, NBF-32038, NBF-32138, NBF-32238, NBF-32338, NBF-32438

\* Non-stocking - contact factory for availability







# NBG SERIES

NEMA LARGE PLASTIC ENCLOSURES



Innovations in manufacturing have made these extra-large plastic enclosures possible. Gasketed for use in harsh locations, they meet NEMA 1, 2, 4, 4x and IEC 529-IP66 requirements. This high level of protection makes them useful in wet, dirty and/or corrosive environments. They are UL listed for Type 4 and 4x. Hinged covers latch securely. Versions with transparent covers are available. Plastic enclosures, unlike enclosures made of metal, are suitable for outdoor RF signal and IoT applications.

### DESIGN FEATURES

- UL listed 508A NEMA 4, 4X
- Made of polycarbonate+PBT(f1) material, offering high strength and weather resistance
- Removable door latches using advanced plastic latches that provide maximum security and sealing
- Seals using RMPF poured gasket
- UL94-V0 (1.5 mm) and 5VA (3 mm) flammability rating
- Service temperature -20 to 70 degrees C
- UV resistant material
- Suitable for both indoor and outdoor applications
- Optional 0.06-inch aluminum mounting plates

Model No.	Cover Style	External Dimensions	Internal Dimensions
NBG-20010	Opaque	32.72" × 24.86" × 7.49"	31.42" × 23.58" × 7.05"
NBG-20010-C	Clear		
NBG-20011	Opaque	32.74" × 24.88" × 11.34"	31.42" × 23.39" × 10.91"
NBG-20011-C	Clear		
NBG-20015	Opaque	39.45" × 27.56" × 12.36"	37.99" × 26.18" × 11.42"
NBG-20015-C	Clear		

### INTERNAL PANELS FOR NBG SERIES

Aluminum Laser cut internal panels come with a set of 12 pan head screws M5 × 10mm for assembly in NBG-20010 Enclosure.

Shipped in a carton for safer shipping. Bud recommends ordering panel and box together.

**NBX-20015:** 25.62" × 37.38" × 0.06"

**NBX-20010:** 23.15" × 30.98" × 0.06"



# AIO SERIES

IP66 AIO ALL IN ONE HINGED CLEAR WINDOW



The new Bud AIO series is an exciting IP66 enclosure that answers many concerns that our customers have expressed to us in recent years. One of the challenges of a highly rated IP enclosure is that to use it, since you must find ways to add in holes or slots for input or output or holes for mounting internal components. All of this risks compromising the IP rating if special gaskets are not used in mounting those input/output/components within and to the box. This is especially true with an IP 66 enclosure since it must withstand high pressure water sprays. The AIO has several great solutions to ease these problems.

First, it has a front "dual door" that consists of a plastic mounting panel and a transparent door. This means that the components with readouts can be mounted on the panel and easily visible behind the door eliminating the need for cutouts. It is also easily accessed without the need for extra tools as the door simply but securely snaps closed. With mounting bosses in the base, an additional structure preserving feature is the optional mounting plate used in the base for mounting components that you do not want or need to be visible. This eliminates the need to drill holes in the box to mount them. It also has optional external stainless steel or plastic mounting brackets to make the installation of the box on a wall or as a controller for other equipment, incredibly simple.

### DESIGN FEATURES

- Sturdy enclosure with dual doors including a preinstalled large clear door and plastic mounting panel
- Body made of gray ABS (PC in future development)
- Clear large front window door
- UL-94 HB rating.
- Suitable for indoor use
- Continuous gasket on both clear and main door
- Meets IP66 test

Model No.	External Dimensions	Internal Dimensions
AIO-11111	13.78" × 9.84" × 6.30"	12.68" × 8.78" × 5.90"
AIO-11112	13.78" × 9.84" × 7.47"	12.68" × 8.78" × 6.88"

### INTERNAL PANELS

Model No. Steel	Model No. Plastic	L (in)	W (in)	T (in) S/P
PTX-10140	PTX-10140-P	12.2	8.27	0.06/0.37
	PTX-11111	12.2	8.27	0.37



## Internal Panels

Used to mount customer equipment inside enclosures. Comes complete with all mounting hardware.

- Assembles to mounting bosses on inside of enclosure
- 16-gauge galvanized steel
- Plastic internal panels fit same Bud boxes as the metal internal panels – add suffix -PL to end of part number when ordering. Example: NBX-10975-PL
- 21 sizes available

Model No.	Fits Enclosure	Panel size/mm	Panel size/in.	Wgt/lbs.
NBX-10975	NBB-10220, NBB-10230, NBB-22220	65 × 90.5	2.56 × 3.56	
NBX-10976	NBB-10221, NBB-10231, NBB-22221	65 × 115.5	2.56 × 4.55	
NBX-10977	NBB-10222, NBB-10232, NBB-22222	65 × 165	2.56 × 6.50	
NBX-10978	NBB-10223, NBB-10233, NBB-22223	65 × 235	2.56 × 9.25	
NBX-10979	NBB-10241, NBB-10261, NBB-22241	136.5 × 235	5.37 × 9.25	
NBX-10980	NBA-10142,10162,10144,10164	170 × 267	6.7 × 10.5	1.3
NBX-10981	NBA-10148,10168	265 × 362	10.4 × 14.3	2.6
NBX-10982	NBA-10152,10172	362 × 463	14.3 × 18.2	4.6
NBX-10983	NBA-10156,10176	362 × 560	14.3 × 22.1	5.5
NBX-10984	NBB-10240,10260	124 × 124	4.9 × 4.9	0.5
NBX-10985	NBB-10243,10263, NBD-10442,10462, NBE-10543,10563	161 × 251	6.3 × 9.9	1.1
NBX-10986	NBB-10245,10265	291 × 291	11.5 × 11.5	2.3
NBX-10987	NBB-10247,10267, NBE-10547,10567	265 × 362	10.4 × 14.3	2.6
NBX-10988	NBB-10251, NBB-10271, NBB-22251	230 × 330	9.06 × 12.99	
NBX-10990	NBB-10253,10273, NBE-10553,10573	333 × 447	13.1 × 17.6	4.1
NBX-10991	NBB-10258,10278, NBE-10558,10578	480 × 680	18.9 × 26.8	8.9
NBX-10992	NBC-10352	520 × 720	20.5 × 28.4	10.2
NBX-10994	NBD-10445,10465	161 × 352	6.3 × 13.9	1.6
NBX-10996	NBD-10449,10469	251 × 312	9.9 × 12.3	2.2
NBX-10997	NBD-10452,10472	251 × 351	9.9 × 13.8	2.4
NBX-10999	NBD-10456,10476	532 × 345	20.9 × 13.6	5.0



PLASTIC BOXES

# PTQ SERIES

10% FIBERGLASS BOX  
UL/NEMA/IEC

Model No. Opaque Cover	Model No. Clear Cover	External Dimensions	Internal Dimensions
PTQ-11035	PTQ-11035-C	3.54" x 4.72" x 2.76"	3.42" x 4.60" x 2.64"
PTQ-11038	PTQ-11038-C	3.94" x 5.91" x 3.35"	3.82" x 5.79" x 3.23"
PTQ-11042	PTQ-11042-C	4.33" x 10.24" x 3.94"	4.21" x 10.12" x 3.82"
PTQ-11044	PTQ-11044-C	5.31" x 7.28" x 3.35"	5.19" x 7.16" x 3.23"
PTQ-11046	PTQ-11046-C	5.91" x 5.91" x 3.54"	4.59" x 4.59" x 3.11"
PTQ-11047	PTQ-11047-C	5.91" x 5.91" x 4.72"	5.79" x 5.79" x 4.60"
PTQ-11048	PTQ-11048-C	8.27" x 6.30" x 3.94"	7.27" x 5.40" x 3.36"
PTQ-11050	PTQ-11050-C	10.24" x 6.30" x 3.94"	9.15" x 5.28" x 3.41"
PTQ-11051	PTQ-11051-C	10.21" x 6.28" x 5.10"	9.90" x 5.96" x 4.78"
PTQ-11052	PTQ-11052-C	6.69" x 8.66" x 4.33"	6.57" x 8.54" x 4.21"
PTQ-11055	PTQ-11055-C	8.27" x 8.27" x 5.12"	8.15" x 8.15" x 5.00"
PTQ-11057	PTQ-11057-C	11.02" x 7.48" x 5.51"	9.87" x 6.34" x 4.82"
PTQ-11058	PTQ-11058-C	7.87" x 11.81" x 5.12"	7.75" x 11.69" x 5.00"
PTQ-11059	PTQ-11059-C	11.81" x 7.87" x 5.91"	10.51" x 6.70" x 5.21"
PTQ-11062	PTQ-11062-C	9.84" x 13.78" x 7.09"	9.72" x 13.66" x 6.97"
PTQ-11064	PTQ-11064-C	14.96" x 11.02" x 5.12"	13.84" x 9.89" x 4.42"
PTQ-11066	PTQ-11066-C	11.81" x 11.81" x 7.09"	11.69" x 11.69" x 6.97"
PTQ-11068	PTQ-11068-C	15.75" x 11.81" x 5.91"	15.51" x 11.57" x 5.21"
PTQ-11070	PTQ-11070-C	13.78" x 13.78" x 5.91"	13.66" x 13.66" x 5.79"
PTQ-11072	PTQ-11072-C	13.78" x 17.72" x 4.72"	13.66" x 17.60" x 4.60"
PTQ-11073	PTQ-11073-C	17.72" x 13.78" x 6.30"	17.87" x 13.54" x 5.60"
PTQ-11076	PTQ-11076-C	19.69" x 15.75" x 7.87"	19.45" x 15.51" x 7.18"
PTQ-11077	PTQ-11077-C	15.75" x 23.62" x 7.09"	15.63" x 23.50" x 6.97"
PTQ-11080	PTQ-11080-C	24.80" x 20.87" x 10.04"	24.28" x 20.55" x 9.30"
PTQ-11081		20.87" x 28.74" x 7.28"	20.75" x 28.62" x 7.16"
PTQ-11083		24.80" x 32.68" x 7.28"	24.68" x 32.56" x 7.16"




Choose these boxes for applications like control boxes, Wi-Fi and radio housings, lighting, access controls, facilities with washdown requirements, pharmaceutical plants, corrosive environments, chemical plants, dusty locations, and general factory environments.

**DESIGN FEATURES**

- Body made of gray polycarbonate (PC) resin with 10% glass fiber
- Cover made of gray or clear polycarbonate (PC)
- Cover and body are easily separable for convenient processing
- High impact resistance
- Keep out dust and water in extreme conditions, IP-67 TUV rating
- UL508/NEMA type 4X and type 6 listed #E343339.
- Suitable for outdoor use with respect to exposure to ultraviolet light, water exposure and immersion in accordance with UL 746C.
- RoHs compliant
- UL industrial controls and CE Low Voltage Directive 2006/95/EC listed
- Non-chlorinated & non-brominated flame retardant with UL-94 5VA rating.
- -40° to +95°C extended exposure condition
- Good chemical resistance
- Continuous poured-in-place neoprene gasket
- Stainless steel latch and hinge pin
- Largest size includes 3 sets of latches

**PTX SERIES INTERNAL PANELS**

Model No. Steel	Model No. Plastic	L (in)	W (in)	T (in) S/P	Fits Enclosure Part No.	Weight S/P
PTX-11046	PTX-11046-P	4.84	4.84	0.063/0.157	PTQ-11046	0.4/0.13
PTX-11048	PTX-11048-P	7.05	5.08	0.063/0.157	PTQ-11048	0.6/0.2
PTX-11050	PTX-11050-P	8.82	5.08	0.063/0.157	PTQ-11050	0.8/0.26
PTX-11057	PTX-11057-P	9.76	6.26	0.063/0.157	PTQ-11057	1.1/0.36
PTX-11059	PTX-11059-P	10.47	6.54	0.063/0.157	PTQ-11059	1.2/0.4
PTX-11064	PTX-11064-P	13.70	9.76	0.063/0.157	PTQ-11064	2.4/0.8
PTX-11067	PTX-11067-P	10.31	10.31	0.06/0.16	PTQ-11066	
PTX-11068	PTX-11068-P	14.37	10.43	0.063/0.157	PTQ-11068	2.7/0.9
PTX-11072	PTX-11072-P	12.60	12.60	0.06/0.16	PTQ-11070	
PTX-11073	PTX-11073-P	16.02	12.05	0.063/0.157	PTQ-11073	3.4/1.13
PTX-11076	PTX-11076-P	18.03	14.09	0.063/0.157	PTQ-11076	4.5/1.5
PTX-11080	PTX-11080-P	21.85	17.72	0.063/0.157	PTQ-11080	6.9/2.3
PTX-11085	PTX-11081-P	29.72	21.65	0.06/0.16	PTQ-11083	
PTX-22428		12.28	8.46	0.06	PTQ-11062	
	PTX-22428-P	12.44	8.50	0.16	PTQ-11062	
PTX-22440	PTX-22440-P	21.88	14.05	0.06/0.16	PTQ-11077	
PTX-25311	PTX-25311-P	6.34	4.45	0.06/0.16	PTQ-11044	
PTX-25312		4.53	2.64	0.06	PTQ-11038	
	PTX-25312-P	4.53	2.53	0.16	PTQ-11038	
PTX-25328	PTX-25328-P	7.05	5.08	0.06/0.16	PTQ-11052	



All products can be custom modified to your specifications.

For full dimensional information, see our Web site at [www.budind.com](http://www.budind.com).

Model No.		Hinge Location	External Dimensions	Internal Dimensions
Opaque Cover	Clear Cover			
PTH-22422	PTH-22422-C	Long Side	10.87" × 8.86" × 4.72"	10.63" × 8.62" × 4.21"
PTH-22426	PTH-22426-C	Long Side	11.81" × 7.87" × 7.09"	11.57" × 7.63" × 6.58"
PTH-22428	PTH-22428-C	Long Side	13.78" × 9.84" × 5.91"	13.54" × 9.60" × 5.40"
PTH-22430	PTH-22430-C	Long Side	15.75" × 11.81" × 5.91"	15.51" × 11.57" × 5.40"
PTH-22432	PTH-22432-C	Long Side	15.75" × 11.81" × 7.09"	15.51" × 11.57" × 6.58"
PTH-22436	PTH-22436-C	Long Side	17.72" × 13.78" × 7.87"	17.48" × 13.54" × 7.31"
PTH-22438	PTH-22438-C	Long Side	19.76" × 15.83" × 7.99"	19.52" × 15.59" × 7.48"
PTH-22440	PTH-22440-C	Long Side	23.70" × 15.83" × 9.21"	23.38" × 15.59" × 8.70"
PTH-22442	PTH-22442-C	Long Side	7.48" × 7.48" × 5.12"	7.24" × 7.24" × 4.53"
PTH-22446	PTH-22446-C	Long Side	11.02" × 7.48" × 7.09"	10.78" × 7.24" × 6.58"
PTH-22448	PTH-22448-C	Long Side	15.00" × 7.48" × 5.12"	14.72" × 7.24" × 4.53"
PTH-22450	PTH-22450-C	Long Side	14.96" × 7.48" × 7.09"	14.72" × 7.24" × 6.58"
PTH-22456	PTH-22456-C	Long Side	14.96" × 11.02" × 7.01"	14.72" × 10.78" × 6.58"
PTH-22458	PTH-22458-C	Long Side	22.05" × 11.02" × 5.12"	21.81" × 10.78" × 4.61"
PTH-22460	PTH-22460-C	Long Side	16.93" × 13.00" × 7.09"	16.69" × 12.75" × 6.58"
PTH-22462	PTH-22462-C	Long Side	22.05" × 14.96" × 7.01"	21.81" × 14.72" × 6.58"
PTH-22480	PTH-22480-C	Long Side	9.84" × 3.15" × 3.35"	9.60" × 2.91" × 2.84"
PTH-22490	PTH-22490-C	Long Side	6.69" × 5.51" × 3.74"	6.45" × 5.27" × 3.21"
PTH-22492	PTH-22492-C	Long Side	9.06" × 5.51" × 3.74"	8.82" × 5.27" × 3.21"
PTH-22496	PTH-22496-C	Long Side	7.87" × 5.91" × 2.95"	7.63" × 5.67" × 2.44"
PTH-22498	PTH-22498-C	Long Side	7.87" × 5.91" × 3.94"	7.63" × 5.67" × 3.43"
PTH-22502	PTH-22502-C	Long Side	7.87" × 5.91" × 6.30"	7.63" × 5.67" × 5.79"
PTH-22506	PTH-22506-C	Long Side	9.84" × 5.91" × 5.12"	9.60" × 5.67" × 4.63"
PTH-22510	PTH-22510-C	Long Side	7.87" × 7.87" × 6.30"	7.63" × 7.63" × 5.79"
PTH-22512	PTH-22512-C	Long Side	9.06" × 8.27" × 3.94"	8.82" × 8.03" × 3.43"
PTH-22706-L	PTH-22706-LC	Short Side	9.84" × 5.91" × 5.12"	9.60" × 5.67" × 4.61"
PTH-22730-L	PTH-22730-LC	Short Side	15.75" × 11.81" × 5.91"	15.51" × 11.57" × 5.40"
PTH-22746-L	PTH-22746-LC	Short Side	7.48" × 14.96" × 5.04"	7.24" × 14.72" × 4.53"
PTH-22758-L	PTH-22758-LC	Short Side	22.05" × 11.02" × 5.12"	21.81" × 10.78" × 4.88"
PTH-22760-L	PTH-22760-LC	Short Side	16.93" × 13.00" × 7.09"	16.69" × 12.75" × 6.58"
PTH-22762-L	PTH-22762-LC	Short Side	22.05" × 14.96" × 7.09"	21.81" × 14.72" × 6.58"
PTH-22780-L	PTH-22780-LC	Short Side	9.84" × 3.15" × 3.35"	9.60" × 2.91" × 2.84"



### PTX SERIES INTERNAL PANELS

Model No. Steel	Model No. Plastic	L (in)	W (in)	T (in) S/P	Fits Enclosure Part No.
PTX-11067	PTX-11067-P	10.31	10.31	0.06/0.16	PTH-22432
PTX-11072	PTX-11072-P	12.6	12.60	0.06/0.16	PTH-22432
PTX-11085	PTX-11081-P	29.72	21.65	0.06/0.16	PTH-22432
PTX-22422		9.88	7.81	0.06	PTH-22432
	PTX-22422-P	9.57	7.72	0.16	PTH-22432
PTH-22428		12.28	8.46	0.06	PTH-22432
	PTX-22428-P	12.44	8.50	0.16	PTH-22432
PTH-22440	PTX-22440-P	21.65	13.78	0.06/0.16	PTH-22432
PTH-22442		6.34	6.34	0.06	PTH-22432
	PTX-22442-P	6.26	6.26	0.16	PTH-22432
PTH-22448		13.86	6.34	0.06	PTH-22432
	PTX-22448-P	13.66	6.22	0.16	PTH-22432
PTH-22458		20.91	9.88	0.06	PTH-22432
PTH-22460		15.75	11.81	0.06	PTH-22432
	PTX-22460-P	15.51	11.57	0.16	PTH-22432
PTH-22462		20.91	13.58	0.06	PTH-22432
PTH-22480		9.25	2.64	0.06	PTH-22432
	PTX-22480-P	9.25	2.56	0.16	PTH-22432
PTH-22490		6.14	4.92	0.06	PTH-22432
	PTX-22490-P	6.14	4.96	0.16	PTH-22432
PTH-22492	PTX-22492-P	8.35	4.80	0.06/0.16	PTH-22432
PTH-22512		8.5	7.72	0.06	PTH-22432
PTH-25301		2.17	2.17	0.06	PTH-22432
PTH-25302		2.68	2.68	0.06	PTH-22432
PTH-25304		3.54	3.54	0.06	PTH-22432
	PTX-25304-P	3.19	3.19	0.16	PTH-22432
PTH-25311	PTX-25311-P	6.34	4.45	0.06/0.16	PTH-22432

The PTH Series of fiberglass boxes assures strong protection by virtue of its polycarbonate plastic reinforced with 10% glass fibers. The design offers dual configuration for the location of the hinge: on the long side or on the short side. Clear covers are available. A self-locking latch prevents unintended opening of the enclosure door due to vibration and other forces. All models in the series meet IP67 and 1, 2, 4, 4x and 6 specifications.

### DESIGN FEATURES

- Body made of gray polycarbonate plastic 10% glass fiber filled
- Hinged cover made of gray or clear polycarbonate plastic
- High impact resistance
- Stainless steel latch
- IP-67 TUV rating to keep out dust and water in extreme conditions (meets NEMA Type 6)
- UL508 / UL tested for type 4X, listed #E343339
- RoHs compliant
- Non-chlorinated & non-brominated flame retardant With UL-94 V0 rating
- Suitable for outdoor use with respect to exposure to ultraviolet light, water exposure and immersion in accordance with UL 746C
- -40°C to +95°C extended exposure condition
- Good chemical resistance
- Continuous gasket

# PIP SERIES

UL/NEMA/IEC


## Plastic IP67 Box

Ideal for PCB enclosures, junction boxes and other applications in the electrical and electronic industries.



- Body made of gray polycarbonate resin, 10% glass fiber filled
- Cover made of gray polycarbonate
- High impact resistance
- IP-67 TUV rating: UL508 / NEMA type 4X and type 6 listed #E343339
- UL industrial controls and CE Low Voltage directive 2006/95/EC listed
- Non-chlorinated, non-brominated flame retardant with UL-94 V0 rating
- Suitable for outdoor use with respect to exposure to ultraviolet light, water exposure and immersion in accordance with UL 746C
- Non-metallic captive screws without the risk of stripping
- Continuous gasket

Model No.		L (in.)	W (in.)	D (in.)	Weight (lb.)	Accessories	
Grey Cover	Clear Cover					Internal steel panel	External mounting bracket#
PIP-11760	PIP-11760-C	5.118	3.15	1.378	0.11	PIX-11760	
PIP-11763	PIP-11763-C	5.118	3.15	3.346	0.13	PIX-11760	NBX10922
PIP-11766	PIP-11766-C	5.118	5.118	1.378	0.13	PIX-11766	Stainless Steel mounting bracket for PIP
PIP-11767	PIP-11767-C	5.118	5.118	2.362	0.14	PIX-11766	
PIP-11772	PIP-11772-C	7.087	7.087	2.953	0.19	PIX-11772	
PIP-11774	PIP-11774-C	7.087	7.087	4.921	0.22	PIX-11772	PIP-117PMB
PIP-11775	PIP-11775-C	10.039	7.087	2.953	0.23	PIX-11775	Plastic mounting bracket for PIP
PIP-11777	PIP-11777-C	10.039	7.087	4.921	0.25	PIX-11775	



## INTERNAL MOUNTING PANELS FOR PIP SERIES ENCLOSURES

Used to mount equipment inside enclosures. Assembles to mounting bosses on inside of enclosure with self-tapping screws

- Designed to fit PIP series
- Plastic version is made of gray ABS
- Steel version is zinc-plated 16 gauge

Model No.		Length (in.)	Width (in.)	Thickness (in.) S/P	Enclosure part #
Steel	Plastic				
PIX-11760	PIX-11760-P	3.858	1.929	0.063 / 0.157	PIP-11760 PIP-11763
PIX-11766	PIX-11766-P	3.858	3.858	0.063 / 0.157	PIP-11766 PIP-11767
PIX-11772	PIX-11772-P	5.827	5.827	0.063 / 0.157	PIP-11772 PIP-11774
PIX-11775	NA	5.827	8.780	0.063 / 0.157	PIP-11775 PIP-11777

# FIBERGLASS NEMA BOX

UL/NEMA



**No Latch Version:** Hinged cover, no latch. Cover secured with two stainless steel screws.

**Latch Version:** Hinged cover with quick-release, padlockable stainless steel latch.

\*UL listing is pending for latch version.

## DESIGN FEATURES

- Durable and easy to machine fiberglass reinforced plastic (SMC)
- Provides outstanding protection against corrosion
- Chemical resistant and impervious to dents
- Designed to meet NEMA 1, 2, 4, 4X, 12, 13, and IP66
- Stainless steel hinge, screws, and wall mounting brackets
- UL listed and tested to UL508-4X requirements (UL listing pending for Latch version)
- **Finish:** Light gray
- Includes removable 14 ga. white powder coated steel inner panel

## APPLICATIONS

- Instrument cases
- Control housings
- Terminal wiring enclosures
- Meter cases
- Junction boxes
- Wash down environments
- Wet, dry and/or corrosive environments

Model No.		External Dimensions (without mounting feet) H x W x D	Internal Dimensions H x W x D
Latch	No Latch		
NFL-6630	NF-6610	7.74" x 7.74" x 4.50"	6.10" x 6.10" x 4.20"
NFL-6631	NF-6611	9.64" x 7.76" x 4.50"	8.00" x 6.10" x 4.20"
NFL-6632	NF-6612	11.78" x 9.90" x 6.50"	10.10" x 8.26" x 6.10"
NFL-6633	NF-6613	13.78" x 11.90" x 6.50"	12.10" x 10.30" x 6.10"
NFL-6634	NF-6614	15.79" x 13.89" x 6.50"	14.15" x 12.25" x 6.10"



PLASTIC BOXES  
**PTS SERIES**  
 10% FIBERGLASS BOX  
 UL/NEMA/IEC



High impact resistance gray polycarbonate (PC) resins combined with 10% glass fibers produce an extremely robust and long-lasting enclosure that can take the place of metal enclosures in some cases.

**DESIGN FEATURES**

- Body made of gray polycarbonate (PC) resin combined with 10% glass fibers
- Cover made of gray PC
- Outstanding strength and high impact resistance
- Non-metallic cover screws
- Keeps out dust and water in extreme conditions, IP-67 TUV rating
- UL508/NEMA type 4X and type 6 listed #E343339.
- RoHs compliant
- UL industrial controls listed
- Non-chlorinated and non-brominated flame retardant with UL-94 5VA rating.
- Suitable for outdoor use with respect to exposure to ultraviolet light, water exposure and immersion in accordance with UL 746C.
- -40° to +95°C extended exposure condition
- Good chemical resistance
- Continuous poured RAKU-PUR® foam gasket

**ACCESSORIES**


- Steel/plastic internal mounting plate (PTX )
- External mounting brackets: steel (NBX) or plastic (PIX)

Model No. Grey Cover	Model No. Clear Cover	L (in)	W (in)	D (in)	Weight (lb.)	Plastic Bracket	Stainless Steel Bracket
PTS-25301	PTS-25301-C	2.56	1.97	2.17	0.140	N/A	NBX-10920
PTS-25302	PTS-25302-C	3.15	3.15	2.36	0.24	PIX-4117	NBX-10922
PTS-25304	PTS-25304-C	3.94	3.94	2.95	0.4	PIX-4117	NBX-10922
PTS-25308	PTS-25308-C	4.33	3.15	2.76	0.34	PIX-4117	NBX-10922
PTS-25310	PTS-25310-C	4.92	4.92	2.95	0.5	PIX-4117	NBX-10922
PTS-25312	PTS-25312-C	5.12	3.15	2.76	0.4	PIX-4117	NBX-10922
PTS-25315	PTS-25315-C	5.91	5.91	3.94	0.8	PIX-4117	NBX-10922
PTS-25317	PTS-25317-C	6.3	3.15	3.35	0.45	PIX-4117	NBX-10922
PTS-25319	PTS-25319-C	6.69	5.51	3.74	0.87	PIX-4117	NBX-10922
PTS-25323	PTS-25323-C	7.09	3.15	3.35	0.5	PIX-4117	NBX-10922
PTS-25328	PTS-25328-C	7.87	5.91	3.94	0.94	PIX-4117	NBX-10922
PTS-25338	PTS-25338-C	9.84	5.91	3.94	1.08	PIX-4117	NBX-10922
PTS-25340	PTS-25340-C	11.02	7.48	5.12	1.53	N/A	NBX-10922
PTS-25342	PTS-25342-C	11.02	11.02	5.12	1.87	N/A	NBX-10922
PTS-25349	PTS-25349-C	22.05	11.02	5.12	2.83	N/A	NBX-10922

**NEW PRODUCTS**

**PTX SERIES INTERNAL PANELS**

Model No. Steel	Model No. Plastic	L (in)	W (in)	T (in) S/P	Fits Enclosure Part No.
PTX-25308		3.82	2.66	0.06	PTS-25308
	PTX-25308-P	3.70	2.52	0.16	PTS-25308
PTX-25310		4.13	4.06	0.06	PTS-25310
	PTX-25310-P	4.21	4.21	0.14	PTS-25310
PTX-25312		4.53	2.64	0.06	PTS-25312
	PTX-25312-P	4.53	2.56	0.16	PTS-25312
PTX-25317		5.93	2.66	0.06	PTS-25317
	PTX-25317-P	5.81	2.66	0.15	PTS-25317
PTX-25323		6.54	2.64	0.06	PTS-25323
	PTX-25323-P	6.50	2.56	0.16	PTS-25323
PTX-25340		9.84	6.34	0.06	PTS-25340
	PTX-25340-P	9.76	6.25	0.14	PTS-25340
PTX-25342		9.84	8.82	0.06	PTS-25342
	PTX-25342-P	9.76	9.76	0.14	PTS-25342





# PTT SERIES

## TERMINAL JUNCTION BOX



The PTT Series terminal junction box offers excellent protection and ease of access to wiring. This terminal junction box includes terminal blocks having between 4 and 20 terminals depending on the model. Made from high-quality ABS plastic, each gasketed terminal junction box is rated IP67 (TUV) and UL NEMA 1, 2, 4, 4x. The PTT series terminal junction box also have clear covers as an option. Pick the right terminal junction box model for your next project!

### DESIGN FEATURES

- Body made of gray ABS plastic
- Covers are easily removed for convenient processing
- High impact resistance IK 07/08
- Pre-molded knockouts outline 21mm for a cable gland PG11 to PG 13.5
- IP 66/67 TUV rating to keep out dust and water in extreme conditions
- Suitable for indoor use with respect to exposure to ultraviolet light, water exposure and immersion in accordance with UL746c
- Continuous gasket
- Surface treated steel terminal screws
- Stainless cover screws
- Flammability rating UL94 V-0
- Rated insulation voltage 400V
- Rated impulse voltage : 4kV
- Rated current capacity: 0.75mm sq. – 1.5mm sq. (15 to 24 A.)
- Terminal wiring up to 16 AWG
- Color: tint may have different hues of gray (green, blue)

Model No.	Cover Style	External Dimensions	Internal Dimensions	Terminal Blocks
PTT-10478	Opaque	2.92" × 2.57" × 1.69"	2.68" × 2.32" × 1.46"	4 Side
PTT-10478-C	Clear			
PTT-10482	Opaque	3.58" × 2.17" × 1.69"	3.32" × 1.92" × 1.46"	4 Central
PTT-10482-C	Clear			
PTT-10680	Opaque	3.58" × 2.95" × 1.69"	3.32" × 2.69" × 1.46"	6 Side
PTT-10680-C	Clear			
PTT-10681	Opaque	3.58" × 2.95" × 1.69"	3.32" × 2.69" × 1.46"	6 Central
PTT-10681-C	Clear			
PTT-10683	Opaque	3.58" × 2.17" × 1.69"	3.32" × 1.92" × 1.46"	6 Side Narrow
PTT-10683-C	Clear			
PTT-11084	Opaque	4.92" × 3.58" × 1.69"	4.06" × 3.32" × 1.46"	10 Central
PTT-11084-C	Clear			
PTT-11085	Opaque	4.92" × 2.96" × 1.69"	4.65" × 2.69" × 1.46"	10 Side
PTT-11085-C	Clear			
PTT-12090	Opaque	9.06" × 3.94" × 2.72"	8.68" × 3.56" × 2.47"	20 Central
PTT-12090-C	Clear			



### Locking Hasp Kit

Used in combination with customer supplied padlock to secure enclosures against entry.

- Kit comes complete with hasp, gasket, and all mounting hardware

Model No.	Description	Weight/Oz.
NBX-10915	Locking Hasp Kit	2.5
Cannot be used on NBB22240, NBB10240, NBB10260, and NBB15240.		



### Wall Mounting Bracket Kit

Used to mount enclosures to walls, panels, or any other flat surface.

- Kits available with three different size brackets
- Corrosion resistant stainless steel construction
- Kit comes complete with four brackets and bracket/ enclosure mounting screws

Model No.	Description	Weight/Oz.
NBX-10920	Small Brackets	2.0
NBX-10922	Medium Brackets	2.6
NBX-10924	Large Brackets	3.2



### Panel Bracket Kit

Consists of 4 panel mounting brackets and 4 mounting screws.

- For use on NBB22240, NBB22220, NBB2221, NBB2222, NBB2223, NBB10220, NBB10221, NBB10222, NBB10223, NBB10230, NBB10231, NBB10232, NBB10233, NBB10240, NBB10260, NBB15240, and NBB15260.

Model No.	Description	Weight/Oz.
NBX-10930	Panel Bracket Kit	0.1



### Hinged Panel Bracket Kit

Used to internally mount a customer supplied panel in an enclosure. Used in NBA Series and NBB Series.

- Kit consists of two hinged plastic brackets, two standard plastic brackets and all necessary mounting hardware

Model No.	Description	Wgt/Oz.
NBX-10970	Hinged Panel Bracket Kit	0.7
Cannot be used on NBB22240, NBB22220, NBB2221, NBB2222, NBB2223, NBB10220, NBB10221, NBB10222, NBB10223, NBB10230, NBB10231, NBB10232, NBB10233, NBB10240, NBB10260, NBB15240, and NBB15260.		



### Plastic Bracket Kit for Pxx NEMA Boxes

- Robust bracket where non-metallic bracket is desired
- Kit contains 4 plastic brackets and M5 self-threading zinc-plated screws
- Made of polycarbonate material
- Recommended for indoor and outdoor use
- -40° to +95°C extended exposure condition
- Good chemical resistance

Model No.	L (in.) Kit	W (in.) Kit	D (in.) Kit	Weight (lb.)
PIX-4117	3	3	1	0.3

### COMPATIBLE ENCLOSURES

Model No.	Model No.	Model No.	Model No.
PTS-25301	PTS-25301-C	PIP-11760	PBB-11815-1
PTS-25302	PTS-25302-C	PIP-11760-C	PBB-11817-2
PTS-25304	PTS-25304-C	PIP-11763	PBB-11819-3
PTS-25308	PTS-25308-C	PIP-11763-C	PBB-11821-4
PTS-25310	PTS-25310-C	PIP-11766	PBB-11831-1
PTS-25312	PTS-25312-C	PIP-11766-C	PBB-11833-2
PTS-25315	PTS-25315-C	PIP-11767	PBB-11835-3
PTS-25317	PTS-25317-C	PIP-11767-C	PBB-11837-4
PTS-25319	PTS-25319-C	PIP-11772	
PTS-25323	PTS-25323-C	PIP-11772-C	
PTS-25328	PTS-25328-C	PIP-11774	
PTS-25338	PTS-25338-C	PIP-11774-C	
PTS-25340	PTS-25340-C	PIP-11775	
PTS-25342	PTS-25342-C	PIP-11775-C	
PTS-25349	PTS-25349-C	PIP-11777	
		PIP-11777-C	

# PU SERIES

IP68/NEMA 6P PLASTIC ENCLOSURE



These polycarbonate plastic enclosures incorporate a streamlined design and superior water ingress resistance. Designed and tested for a wide variety of outdoor applications and adverse conditions. Rated to NEMA 1, 2, 4, 4X, 6, 6P, 12 and 13. Meet IP66 and IP68 requirements. UL Listed to UL 508A. Transparent covers are available depending on the model. All models feature molded mounting flanges for easy installation.


**DESIGN FEATURES**

- Modern streamlined design
- Rated to NEMA 4X and 6P and meets IP66 and IP68 requirements
- UL Listed to UL 508A, Type 1, 2, 4, 4X, 6, 6P, 12 and 13
- Designed and tested for a wide variety of outdoor applications and adverse conditions
- Molded from durable, UV stabilized polycarbonate plastic UL94-V0 rated
- Continuous silicone rubber gasket is pre-installed to ensure watertight seal
- Stainless steel screws and brass inserts for cover assembling
- Mounting bosses in base
- Includes molded flanges for enclosure mounting

Model No.	Screw Down Cover Style	External Dimensions	Internal Dimensions
PU-16532	Opaque	2.63" × 2.63" × 1.63"	2.38" × 2.38" × 1.38"
PU-16532-C	Clear		
PU-16533	Opaque	4.50" × 2.63" × 2.05"	4.25" × 2.38" × 1.80"
PU-16533-C	Clear		
PU-16534	Opaque	4.53" × 3.56" × 2.25"	4.28" × 3.31" × 2.00"
PU-16534-C	Clear		
PU-16535	Opaque	4.50" × 4.50" × 2.44"	4.25" × 4.25" × 2.19"
PU-16535-C	Clear		
PU-16536	Opaque	5.50" × 4.13" × 2.44"	4.25" × 5.25" × 2.19"
PU-16536-C	Clear		
PU-16537	Opaque	6.13" × 4.63" × 2.44"	5.88" × 4.38" × 2.19"
PU-16538	Opaque	7.63" × 4.63" × 3.09"	7.38" × 4.38" × 2.19"
PU-16539	Opaque	8.75" × 5.25" × 3.30"	8.50" × 5.00" × 3.05"
PU-16540	Opaque	10.00" × 7.00" × 4.06"	9.75" × 6.75" × 3.81"



Transparent covers are available on some models.

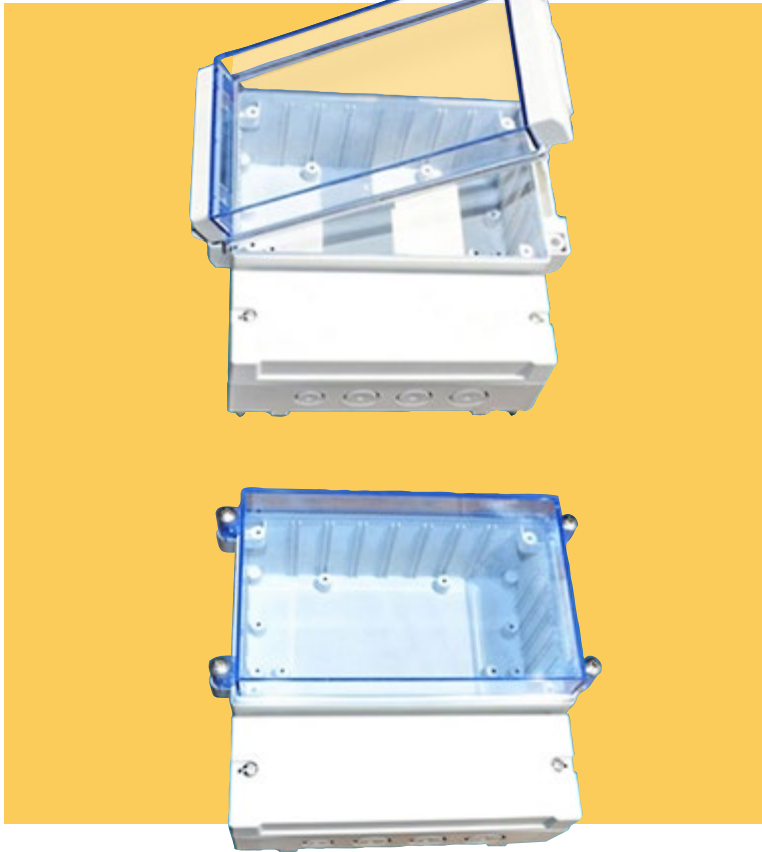


**PUX Series**

Aluminum internal panels for PU Series NEMA 6P/IP68 PC enclosures

Model No.	Dimensions	Use With:
PUX-16534	4.50" × 3.53" × 0.06"	PU-16534, PU-16534-C
PUX-16535	4.47" × 4.47" × 0.06"	PU-16535, PU-16535-C
PUX-16536	5.47" × 4.10" × 0.06"	PU-16536, PU-16536-C
PUX-16537	6.10" × 4.60" × 0.06"	PU-16537, PU-16537-C
PUX-16538	7.60" × 4.60" × 0.06"	PU-16538, PU-16538-C
PUX-16539	8.72" × 5.22" × 0.06"	PU-16539, PU-16539-C
PUX-16540	9.97" × 6.97" × 0.06"	PU-16540, PU-16540-C

# DUAL COMPARTMENT IP65 ENCLOSURE



Upper compartment has removable transparent cover that allows users to view meters and other indicators and easily access system components needing frequent maintenance.

Lower compartment protects delicate components, electrical components that could pose a touch hazard such as power supplies and batteries, and other components that do not require frequent access

### DESIGN FEATURES

- Body made of high-impact ABS
- Cover made of blue tinted polycarbonate (UL 94-HB)
- Available in two styles that both carry IP65 rating: screw-on cover or hinged cover designed for frequent access
- Both compartments are sealed with durable and oil-resistant silicone sponge gasket
- Built-in DIN rail mounting clips for easy mounting
- Easy-to-remove knockouts on bottom side to accommodate conduit fittings or cable glands
- Printed circuit board guides in the upper compartment
- Available in five sizes
- DCH has a hinged clear cover; DCS has a screw-down clear cover.

### APPLICATIONS

- Heating, air conditioning and ventilation technology
- Measurement and control technology
- Machine and industrial controllers

Model Number	Model Number	Height (Inches)			Width (Inches)			Depth (Inches)			Shipping Weight (lbs.)
		External	Internal (PCB box)	Internal (Terminals box)	External	Internal (PCB box)	Internal (Terminals box)	External	Internal (PCB box)	Internal (Terminals box)	
DCH-11920	DCS-11900	6.34	3.79	1.9	6.54	6.14	5.39	3.66	3.47	2.11	0.3
DCH-11921	DCS-11901	6.34	3.79	1.9	6.54	6.14	5.39	4.76	4.57	2.11	0.3
DCH-11922	DCS-11902	7.28	4.54	2.09	8.39	7.99	7.24	4.11	3.91	2.11	0.4
DCH-11923	DCS-11903	8.54	5.8	2.09	10.08	9.72	8.96	5.22	4.99	2.5	0.6
DCH-11924	DCS-11904	11.06	7.34	3.07	11.65	11.26	10.49	6.22	5.98	3.33	0.7



The PN Series of IP68 and NEMA 6P boxes protect against harsh environments. The boxes meet NEMA 1, 2, 4, 4x, 12, and 13 specifications. Depending on the model, the boxes are made of polycarbonate or high-impact ABS plastic, providing corrosion resistance. Some models are UV stabilized or outdoor use. Wall mounting holes are included. These NEMA boxes are ideal for PCB enclosures, junction boxes and other applications in the electrical and electronic industries.

SEE PAGE 74 FOR INTERNAL PANELS

Model Numbers				External Dimensions	Internal Dimensions
Style 1	Style 2	Style 3	Style 4		
PN-1320-A	PN-1320-AC	PN-1320-ACMB	PN-1320-AMB	2.52" x 2.28" x 1.38"	2.28" x 2.05" x 1.18"
PN-1321-A	PN-1321-AC	PN-1321-ACMB	PN-1321-AMB	4.53" x 2.56" x 1.58"	4.16" x 2.32" x 1.36"
PN-1322-A	PN-1322-AC	PN-1322-ACMB	PN-1322-AMB	4.53" x 2.56" x 2.17"	4.16" x 2.32" x 1.95"
PN-1323-A	PN-1323-AC	PN-1323-ACMB	PN-1323-AMB	4.53" x 3.54" x 2.17"	4.16" x 3.31" x 1.95"
PN-1324-A	PN-1324-AC	PN-1324-ACMB	PN-1324-AMB	6.73" x 4.76" x 2.17"	6.35" x 4.38" x 1.93"
PN-1325-A	PN-1325-AC	PN-1325-ACMB	PN-1325-AMB	8.74" x 5.75" x 2.17"	8.50" x 5.51" x 1.99"
PN-1326-A	PN-1326-AC			7.68" x 3.15" x 2.17"	7.41" x 2.88" x 1.93"
PN-1327-A	PN-1327-AC	PN-1327-ACMB	PN-1327-AMB	6.73" x 4.76" x 3.15"	6.50" x 4.53" x 2.91"
PN-1328-A	PN-1328-AC	PN-1328-ACMB	PN-1328-AMB	4.53" x 3.54" x 3.15"	4.29" x 3.31" x 2.95"
PN-1329-A	PN-1329-AC	PN-1329-ACMB	PN-1329-AMB	8.74" x 5.75" x 2.95"	8.33" x 5.34" x 2.78"
PN-1330-A	PN-1330-AC	PN-1330-ACMB	PN-1330-AMB	2.05" x 1.97" x 1.38"	1.81" x 1.73" x 1.17"
PN-1331-A	PN-1331-AC	PN-1331-ACMB	PN-1331-AMB	3.23" x 3.15" x 2.17"	2.97" x 2.89" x 1.93"
PN-1332-A	PN-1332-AC	PN-1332-ACMB	PN-1332-AMB	6.30" x 3.15" x 2.17"	6.02" x 2.87" x 1.94"
PN-1333-A	PN-1333-AC	PN-1333-ACMB	PN-1333-AMB	6.30" x 3.15" x 3.35"	6.05" x 2.90" x 3.09"
PN-1334-A	PN-1334-AC	PN-1334-ACMB	PN-1334-AMB	7.87" x 4.72" x 2.95"	7.57" x 4.42" x 2.70"
PN-1335-A	PN-1335-AC	PN-1335-ACMB	PN-1335-AMB	10.43" x 7.28" x 3.74"	10.17" x 7.02" x 3.50"
PN-1336-A	PN-1336-AC	PN-1336-ACMB	PN-1336-AMB	4.72" x 4.72" x 2.36"	4.49" x 4.49" x 2.13"
PN-1337-A	PN-1337-AC	PN-1337-ACMB	PN-1337-AMB	4.72" x 4.72" x 3.54"	4.49" x 4.49" x 3.31"
PN-1338-A	PN-1338-AC			6.30" x 6.30" x 2.36"	6.06" x 6.06" x 2.13"
PN-1339-A	PN-1339-AC			6.26" x 6.26" x 3.54"	6.02" x 6.02" x 3.31"
PN-1340-A	PN-1340-AC			9.45" x 6.30" x 3.54"	9.12" x 5.97" x 3.31"
PN-1341-A	PN-1341-AC			9.45" x 6.24" x 4.72"	9.12" x 5.97" x 4.49"
PN-1342-A	PN-1342-AC			11.81" x 9.06" x 3.41"	11.52" x 8.76" x 3.13"
PN-1343-A	PN-1343-AC			11.81" x 9.06" x 4.39"	11.52" x 8.76" x 4.11"
PN-1344-A	PN-1344-AC			14.17" x 7.87" x 5.91"	13.75" x 7.45" x 5.62"

**DESIGN FEATURES**

- UL508A & NEMA 1, 2, 3, 4, 4x, 6, 6P, 12, and 13 enclosure specifications
- Designed to IP68 (IEC 529)
- UL Listed (E194432 Vol 1)
- Wall mounting holes and cover attaching screws are outside the sealing area thus preventing ingress of moisture and dust
- Most models have internal guide slots for mounting PCB assemblies vertically
- Internal bosses allow mounting of PCBs horizontally or for connection of terminals etc.
- Threaded brass inserts
- Cover screws M-4 stainless steel, non-magnetic and fasten into threaded brass inserts
- Gasket Material: Molded silicon (uninstalled)



# PLASTIC BOXES

## PN-SERIES

### PLASTIC NEMA 4X BOX



### PN-Series

Model Numbers			External Dimensions				Internal Dimensions*				Wt. Oz.
Style 1	Style 2	Style 3	A	B	C	D	E	F	G	H	
PN-1320	PN-1320-C	PN-1320-DG	2.52	2.28	1.38	.99	2.28	2.04	1.18	.89	2.5
PN-1321	PN-1321-C	PN-1321-DG	4.53	2.56	1.57	.99	4.16	2.19	1.37	.89	4.0
PN-1322	PN-1322-C	PN-1322-DG	4.53	2.56	2.17	1.58	4.16	2.19	1.97	1.48	5.0
PN-1323	PN-1323-C	PN-1323-DG	4.53	3.54	2.17	1.58	4.16	3.18	1.93	1.46	5.5
PN-1324	PN-1324-C	PN-1324-DG	6.73	4.76	2.17	1.58	6.37	4.40	1.93	1.46	10.0
PN-1325	PN-1325-C	PN-1325-DG	8.74	5.75	2.17	1.58	8.37	5.39	1.93	1.46	15.5
PN-1326	PN-1326-C	PN-1326-DG	7.68	3.15	2.17	1.78	7.40	2.87	1.93	1.66	7.4
PN-1327	PN-1327-C	PN-1327-DG	6.73	4.76	3.15	1.58	6.37	4.40	2.92	1.46	13.0
PN-1328	PN-1328-C	PN-1328-DG	4.53	3.54	3.15	2.56	4.29	3.30	2.92	2.44	7.2
PN-1329	PN-1329-C	PN-1329-DG	8.74	5.75	2.95	1.58	8.37	5.39	2.71	1.46	18.6
PN-1330	PN-1330-C	PN-1330-DG	2.05	1.97	1.38	.99	1.82	1.74	1.19	.89	1.4
PN-1331	PN-1331-C	PN-1331-DG	3.23	3.15	2.17	1.58	2.99	2.91	1.89	1.42	4.3
PN-1332	PN-1332-C	PN-1332-DG	6.30	3.15	2.17	1.58	6.06	2.91	1.89	1.42	6.8
PN-1333	PN-1333-C	PN-1333-DG	6.30	3.15	3.35	2.76	6.06	2.91	3.08	2.60	9.8
PN-1334	PN-1334-C	PN-1334-DG	7.87	4.72	2.95	2.37	7.61	4.46	2.68	2.21	14.4
PN-1335	PN-1335-C	PN-1335-DG	10.43	7.28	3.74	2.95	10.17	7.02	3.49	2.82	28.0
PN-1336	PN-1336-C	PN-1336-DG	4.72	4.72	2.36	1.18	4.48	4.48	2.12	1.06	7.7
PN-1337	PN-1337-C	PN-1337-DG	4.72	4.72	3.54	2.36	4.48	4.48	3.31	2.24	9.8
PN-1338	PN-1338-C	PN-1338-DG	6.30	6.30	2.36	1.18	6.06	6.06	2.12	1.06	11.5
PN-1339	PN-1339-C	PN-1339-DG	6.30	6.30	3.54	2.36	6.06	6.06	3.31	2.24	13.6
PN-1340	PN-1340-C	PN-1340-DG	9.45	6.30	3.54	3.01	9.17	6.02	3.26	2.81	22.0
PN-1341	PN-1341-C	PN-1341-DG	9.45	6.30	4.72	3.01	9.17	6.02	4.44	2.81	27.4
PN-1342	PN-1342-C	PN-1342-DG	11.81	9.06	3.39	2.22	11.57	8.82	3.11	2.04	31.0
PN-1343	PN-1343-C	PN-1343-DG	11.81	9.06	4.37	2.22	11.57	8.82	4.09	2.04	34.0
PN-1344	PN-1344-C	PN-1344-DG	14.17	7.87	5.91	3.94	13.85	7.56	5.63	3.62	49.0

### Sealed Polycarbonate and ABS Enclosures

These Polycarbonate and high-impact ABS molded enclosures meet NEMA 1, 2, 4, 4X, 12, and 13, IEC52/IP65, and UL508-4X specifications. They are ideal for PCB enclosures, junction boxes, and other applications in the electrical and electronic industries which are used in wet, dirty and/or corrosive environments. Available in a variety of sizes, these molded enclosures are offered in three different styles:

- Style 1 Light gray polycarbonate body and cover. Body/Cover - UV stabilized, UL94-HB indoor/outdoor flammability rating.
- Style 2 Light gray polycarbonate body and clear polycarbonate cover. Body/Cover - UV stabilized, UL94-HB indoor/outdoor flammability rating.
- Style 3 Dark gray ABS body and cover. Body/Cover - UL94-HB flammability rating (indoor only).

### DESIGN FEATURES

- Designed to IP65 of IEC 529 and NEMA 1, 2, 4, 4X, 12, and 13 specifications
- Tested and passed UL508-4X requirements
- Wall mounting holes and cover attaching screws are outside the sealing area, thus preventing ingress of moisture and dust
- Most models have internal guide slots for mounting PCB assemblies vertically
- Internal bosses allow mounting of PCBs horizontally or for connection of terminals, etc., into threaded brass inserts (except PN-1320, PN-1330, PN-1342, PN-1343, and PN-1344)
- Cover screws are M-4 stainless steel, non-magnetic and fasten into threaded brass inserts
- PN-Series boxes feature a smooth, flush top cover
- PNR-Series boxes feature a recessed area in the top cover for labels, nameplates, keypads, etc.
- Covers seal with silicone gasket

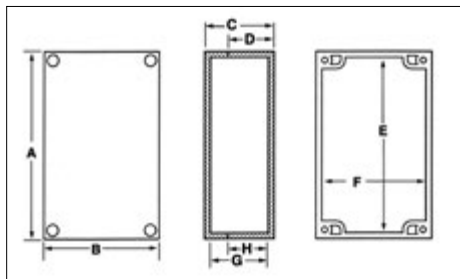
SEE PAGE 74 FOR INTERNAL PANELS

### PNR-Series

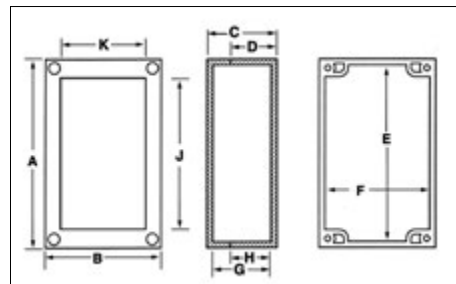
Model Numbers			External Dimensions				Internal Dimensions*				Recess Dim.		Wt. Oz.
Style 1	Style 2	Style 3	A	B	C	D	E	F	G	H	J	K	
PNR-2600	PNR-2600-C	PNR-2600-DG	3.94	3.94	2.17	1.57	3.64	3.64	1.92	1.45	3.33	2.55	6.3
PNR-2601	PNR-2601-C	PNR-2601-DG	3.94	3.94	3.54	2.95	3.64	3.64	3.29	2.84	3.33	2.55	8.3
PNR-2602	PNR-2602-C	PNR-2602-DG	4.72	3.15	2.17	1.57	4.45	2.85	1.92	1.45	3.54	2.59	6.0
PNR-2603	PNR-2603-C	PNR-2603-DG	4.72	3.15	3.35	2.76	4.45	2.85	3.10	2.64	3.54	2.59	7.8
PNR-2604	PNR-2604-C	PNR-2604-DG	7.87	4.72	3.54	2.36	7.54	4.45	3.29	2.24	6.70	4.14	16.3
PNR-2605	PNR-2605-C	PNR-2605-DG	9.45	4.72	2.36	1.33	9.15	4.45	1.92	1.25	8.25	4.14	14.7
PNR-2606	PNR-2606-C	PNR-2606-DG	9.45	4.72	3.94	2.95	9.12	4.42	3.69	2.84	8.25	4.14	19.3
PNR-2607	PNR-2607-C	PNR-2607-DG	7.87	5.91	2.17	1.57	7.54	5.61	1.92	1.45	6.65	5.32	14.0
PNR-2608	PNR-2608-C	PNR-2608-DG	7.87	5.91	2.95	2.36	7.54	5.61	2.65	2.24	6.65	5.32	15.7
PNR-2600	PNR-2600-C	PNR-2600-DG	3.94	3.94	2.17	1.57	3.64	3.64	1.92	1.45	3.33	2.55	6.3
PNR-2601	PNR-2601-C	PNR-2601-DG	3.94	3.94	3.54	2.95	3.64	3.64	3.29	2.84	3.33	2.55	8.3
PNR-2602	PNR-2602-C	PNR-2602-DG	4.72	3.15	2.17	1.57	4.45	2.85	1.92	1.45	3.54	2.59	6.0
PNR-2603	PNR-2603-C	PNR-2603-DG	4.72	3.15	3.35	2.76	4.45	2.85	3.10	2.64	3.54	2.59	7.8
PNR-2604	PNR-2604-C	PNR-2604-DG	7.87	4.72	3.54	2.36	7.54	4.45	3.29	2.24	6.70	4.14	16.3
PNR-2605	PNR-2605-C	PNR-2605-DG	9.45	4.72	2.36	1.33	9.15	4.45	1.92	1.25	8.25	4.14	14.7
PNR-2606	PNR-2606-C	PNR-2606-DG	9.45	4.72	3.94	2.95	9.12	4.42	3.69	2.84	8.25	4.14	19.3
PNR-2607	PNR-2607-C	PNR-2607-DG	7.87	5.91	2.17	1.57	7.54	5.61	1.92	1.45	6.65	5.32	14.0
PNR-2608	PNR-2608-C	PNR-2608-DG	7.87	5.91	2.95	2.36	7.54	5.61	2.65	2.24	6.65	5.32	15.7

\*Reference only - request drawing for internal configuration and dimensions.

### PN-Series



### PNR-Series



### External Mounting Brackets

#### DESIGN FEATURES

External mounting brackets enable boxes to be wall or panel mounted without opening the box. Package consists of 4 brackets and attaching screws. **Material:** ABS with UL94-HB Flammability rating. Est. Wgt: 1.2 oz. Cannot be used on PN 1344.


Model No.	Color
MB-1390-LG	Light Gray
MB-1390-DG	Dark Gray

THESE PRODUCTS CAN BE CUSTOM MODIFIED TO YOUR SPECIFICATIONS.



# PLASTIC NEMA 4X BOX

WITH EXTERNAL MTG. BRACKETS



Integrally molded external brackets eliminate cover removal for mounting, protecting internal components in wet and dirty environments and applications.

### DESIGN FEATURES

- Integrally molded external mounting brackets allow the box to be mounted on a wall or panel without having to remove the cover and expose internal components to the environment
- Cover attaching screws are outside the sealing area thus preventing ingress of moisture and dust
- Most models have internal guide slots for mounting PCB assemblies vertically
- Internal bosses allow horizontal mounting of PCBs, connection of terminals, etc. into threaded brass inserts (except PN-1320 and PN-1330)
- Cover screws are M-4 stainless steel, non-magnetic and fasten into threaded brass inserts
- Gasket Material: Silicon Sponge
- PN-Series Boxes feature a smooth, flat top cover; see PNR-Series for recessed top cover
- Designed to IP66 of IEC 529 and NEMA 1, 2, 4, 4x, 12, and 13 specifications
- UL listed
- **Finish:** Smooth plastic

### ACCESSORIES


- External Mounting Brackets (page 72)
- Cable Glands (see "Cable Glands" on page 79)

SEE PAGE 74 FOR INTERNAL PANELS

Style 1 Polycarbonate / Light Gray Body and Cover	Model Numbers			External Dimensions Excluding Brackets (Inches)				Internal Dimensions (Inches)				Wt. Oz.	Optional Internal Panel
	Style 2 Polycarbonate / Light Gray Body and Clear Cover	Style 3 ABS / Dark Gray Body and Cover		A	B	C	D	E	F	G	H		
PN-1320-MB	PN-1320-CMB	PN-1320-DGMB		2.56	2.28	1.38	.99	2.28	2.04	1.18	.89	2.8	PNX-91420
PN-1321-MB	PN-1321-CMB	PN-1321-DGMB		4.53	2.56	1.57	.99	4.16	2.19	1.37	.89	4.5	PNX-91421
PN-1322-MB	PN-1322-CMB	PN-1322-DGMB		4.53	2.56	2.17	1.58	4.16	2.19	1.97	1.48	5.7	PNX-91421
PN-1323-MB	PN-1323-CMB	PN-1323-DGMB		4.53	3.54	2.17	1.58	4.16	3.18	1.93	1.46	7.1	PNX-91423
PN-1324-MB	PN-1324-CMB	PN-1324-DGMB		6.73	4.76	2.17	1.58	6.37	4.40	1.93	1.46	11.1	PNX-91424
PN-1325-MB	PN-1325-CMB	PN-1325-DGMB		8.74	5.75	2.17	1.58	8.37	5.39	1.93	1.46	14.6	PNX-91425
PN-1327-MB	PN-1327-CMB	PN-1327-DGMB		6.73	4.76	3.15	1.58	6.37	4.40	2.92	1.46	14.5	PNX-91424
PN-1328-MB	PN-1328-CMB	PN-1328-DGMB		4.53	3.54	3.15	2.56	4.29	3.30	2.92	2.44	8.9	PNX-91423
PN-1329-MB	PN-1329-CMB	PN-1329-DGMB		8.74	5.75	2.95	1.58	8.37	5.39	2.71	1.46	16.9	PNX-91425
PN-1330-MB	PN-1330-CMB	PN-1330-DGMB		2.05	1.97	1.38	0.99	1.82	1.74	1.19	0.89	1.4	PNX-91430
PN-1331-MB	PN-1331-CMB	PN-1331-DGMB		3.23	3.15	2.17	1.58	2.99	2.91	1.89	1.42	4.3	PNX-91431
PN-1332-MB	PN-1332-CMB	PN-1332-DGMB		6.30	3.15	2.17	1.58	6.06	2.91	1.89	1.42	6.8	PNX-91432
PN-1333-MB	PN-1333-CMB	PN-1333-DGMB		6.30	3.15	3.35	2.76	6.60	2.91	3.08	2.60	9.8	PNX-91432
PN-1336-MB	PN-1336-CMB	PN-1336-DGMB		4.72	4.72	2.36	1.18	4.48	4.48	2.12	1.06	7.7	PNX-91436
PN-1337-MB	PN-1337-CMB	PN-1337-DGMB		4.72	4.72	3.54	2.36	4.48	4.48	3.31	2.24	9.8	PNX-91436

[CLICK HERE](#) to download assembly instructions.

[CLICK HERE](#) to see PN Series for NEMA Boxes without Molded External Mounting Brackets.



### Internal Panels for PN Series Plastic NEMA 4 Boxes

Aluminum internal panels for PN series plastic boxes are used to mount equipment inside the enclosures. Assembles to mounting bosses on inside of enclosure.

- Designed to fit PN series plastic NEMA boxes
- 0.062-inch-thick aluminum
- Panel mounting hardware included


Model No.	Length × Width × Thickness (Inches)	Fits Enclosure
PNX-91420	2.17 × 1.93 × 0.06	PN-1320, PN-1320-DG, PN-1320-C, PN-1320-MB, PN-1320-DGMB
PNX-91421	4.06 × 2.09 × 0.06	PN-1321, PN-1321-DG, PN-1321-C, PN-1321-MB, PN-1321-DGMB, PN-1322, PN-1322-DG, PN-1322-C, PN-1321-MB, PN-1322-DGMB
PNX-91423	4.02 × 3.03 × 0.06	PN-1323, PN-1323-DG, PN-1323-C, PN-1323-MB, PN-1323-DGMB, PN-1328, PN-1328-DG, PN-1328-C, PN-1328-MB, PN-1328-DGMB
PNX-91424	6.26 × 4.29 × 0.06	PN-1324, PN-1324-DG, PN-1324-C, PN-1324-MB, PN-1324-DGMB, PN-1327, PN-1327-DG, PN-1327-C, PN-1327-MB, PN-1327-DGMB
PNX-91425	8.27 × 5.27 × 0.06	PN-1325, PN-1325-DG, PN-1325-C, PN-1325-MB, PN-1325-DGMB, PN-1329, PN-1329-DG, PN-1329-C, PN-1329-MB, PN-1329-DGMB
PNX-91426	7.32 × 2.8 × 0.06	PN-1326, PN-1326-DG, PN-1326-C, PN-1326-MB, PN-1326-DGMB
PNX-91430	1.71 × 1.63 × 0.06	PN-1330, PN-1330-DG, PN-1330-C
PNX-91431	2.87 × 2.8 × 0.06	PN-1331, PN-1331-DG, PN-1331-C
PNX-91432	5.91 × 2.76 × 0.06	PN-1332, PN-1332-DG, PN-1332-C, PN-1333, PN-1333-DG, PN-1333-C
PNX-91434	7.50 × 4.35 × 0.06	PN-1334, PN-1334-DG, PN-1334-C, PNR-2604, PNR-2604-DG, PNR-2604-C
PNX-91435	10.02 × 6.87 × 0.06	PN-1335, PN-1335-DG, PN-1335-C
PNX-91436	4.29 × 4.29 × 0.06	PN-1336, PN-1336-DG, PN-1336-C, PN-1337, PN-1337-DG, PN-1337-C
PNX-91438	5.87 × 5.87 × 0.06	PN-1338, PN-1338-DG, PN-1338-C, PN-1339, PN-1339-DG, PN-1339-C
PNX-91440	8.98 × 5.83 × 0.06	PN-1340, PN-1340-DG, PN-1340-C, PN-1341, PN-1341-DG, PN-1341-C
PNX-91442	11.37 × 8.62 × 0.06	PN-1342, PN-1342-DG, PN-1342-C, PN-1343, PN-1343-DG, PN-1343-C
PNX-91444	13.65 × 7.35 × 0.06	PN-1344, PN-1344-DG, PN-1344-C
PNX-92600	3.58 × 3.58 × 0.06	PNR-2600, PNR-2600-DG, PNR-2600-C, PNR-2601, PNR-2601-DG, PNR-2601-C
PNX-92602	4.37 × 2.8 × 0.06	PNR-2602, PNR-2602-DG, PNR-2602-C, PNR-2603, PNR-2603-DG, PNR-2603-C
PNX-92605	9.07 × 4.36 × 0.06	PNR-2605, PNR-2605-DG, PNR-2605-C
PNX-92607	7.52 × 5.55 × 0.06	PNR-2607, PNR-2607-DG, PNR-2607-C, PNR-2608, PNR-2608-DG, PNR-2608-C

PLASTIC BOXES

# BT-SERIES

TRANSPARENT NEMA 4X

These transparent polycarbonate molded enclosures meet NEMA 1, 2, 4, 4X, 12, and 13 specifications and are ideal for PCB enclosures, test equipment and other applications in the electrical and electronic industries. Available in a variety of sizes, these molded enclosures allow easy monitoring of displays, readouts and other devices.



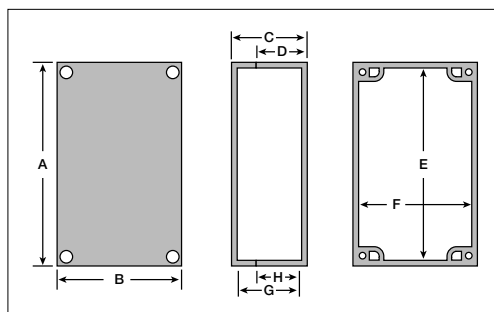
**DESIGN FEATURES**

- Transparent blue polycarbonate design reduces the need to remove cover to verify NEMA protection
- Near complete transparency to blue, white, and near white displays
- Designed to IEC52/IP65 and NEMA 1, 2, 4, 4X, 12, and 13 specifications
- Lap joint design combined with silicone gasket ensures protection against ingress of dust and splashing water
- Internal guide slots for mounting PCB assemblies vertically on some models
- Internal bosses allow mounting of PCBs horizontally or for connection of terminals etc, into threaded brass inserts
- Cover screws are M-4 stainless steel, non-magnetic and fasten into threaded brass inserts
- UV stabilized polycarbonate with UL94-HB flammability rating

**ACCESSORIES**

- External Mounting Brackets: MB-1390-LG (Light Gray), MB-1390-DG (Dark Gray)
- aCable Glands (see "Cable Glands" on page 79)

Model Numbers	External Dimensions				Internal Dimensions				Wt. Oz.
	A	B	C	D	E	F	G	H	
BT-2723	4.53"	3.54"	2.17"	1.58"	4.16"	3.18"	1.93"	1.46"	5.5
BT-2724	6.73"	4.76"	2.17"	1.58"	6.37"	4.40"	1.93"	1.46"	10.0
BT-2725	8.74"	5.75"	2.17"	1.58"	8.37"	5.39"	1.93"	1.46"	15.5
BT-2727	6.73"	4.76"	3.15"	1.58"	6.37"	4.40"	2.92"	1.46"	13.0
BT-2734	7.87"	4.72"	2.95"	2.37"	7.61"	4.46"	2.68"	2.21"	14.4
BT-2740	9.45"	6.30"	3.54"	3.01"	9.17"	6.02"	3.26"	2.81"	22.0
BT-2742	11.81"	9.06"	3.39"	2.22"	11.57"	8.82"	3.11"	2.04"	31.0



PLASTIC BOXES

# HD-SERIES

NEMA HEAVY DUTY



Heavy duty, impact resistant, NEMA plastic box designed for harsh environments

**DESIGN FEATURES**

- Designed to IP 66 of IEC 529 and NEMA 4, 4X, 12, 13
- Cover attaching screws are outside the sealing area, thus preventing ingress of moisture and dust
- Mounting flanges for easy wall installation
- Internal bosses allow mounting of PCBs horizontally or for connection of terminals
- Cover screws are #4-40 stainless steel, non-magnetic and fasten into threaded brass inserts
- UL 94V-0 flame rating
- Polycarbonate material has an operating temperature of -40°C to +120°C and is UV stabilized
- Textured/recessed surface area suitable for printed graphics, labels, membrane keypads.

Model Number	Dimensions		
	L	W	D
HD-7600	6.62"	4.68"	2.37"
HD-7601	5.50"	3.50"	1.62"
HD-7602	4.63"	4.63"	2.36"

# TABLET ENCLOSURE



### DESIGN FEATURES

- Molded in high impact ABS, which is flame retardant to both UL94-V0 and UL94-HB
- Available in white (RAL9002, UL94-V0 of ABS) or black (RAL9005, UL94-HB of ABS)
- Ideal for portable, desktop or wall-mounted electronic applications
- The recessed area is designed for use with a 4.3", 5.7", 7.0", 8.4" or 10.4" LCD module or touch screen.
- Tongue and groove sealing design on the lid and base makes it water- and dust-proof with a IP65 rating.
- Recommended working temperature -20° to 80°C
- Add-on rubber feet are included.
- Silicone gasket is included but not installed
- Contact the factory for modifications


**Note:** Units with suffix "-B" are black and are made of UL94-HB ABS plastic. Units with suffix "-W" are white and are made of UL94-V0 ABS plastic.

Model No.	Model No.	L (in)	W (in)	H (in)	L (mm)	W (mm)	H (mm)	Weight lb.
TB-32610-B	TB-32610-W	5.51	3.94	1.18	140	100	30	0.3
TB-32611-B	TB-32611-W	7.48	5.91	1.18	190	150	30	0.5
TB-32612-B	TB-32612-W	8.70	6.34	1.18	221	161	30	0.7
TB-32613-B	TB-32613-W	10.98	8.11	1.18	279	206	30	1.1
TB-32614-B	TB-32614-W	12.68	9.13	1.18	322	232	30	1.4



## FIBER OPTIC BOXES

# CCP FIBER OPTIC SPLICE TRAYS



The CCP Series of fiber-optic splice trays protects and manages cables effectively. Made of high quality polycarbonate and ABS plastic, it is designed for 12-core drop splicing and coiling, for SC and LC duplex adapter and pigtail. It is easy to use. For indoor applications.

Model No.	External Dimensions
CCP-11708	6.30" × 3.94" × 0.55"
CCP-11710	6.30" × 3.94" × 0.55"

# TABLET ENCLOSURE WITH GASKET

UL/NEMA



Sealed IP65-rated enclosures give tablet designs a wide range of applications.

### DESIGN FEATURES

- Molded in high-impact ABS plastic, which is flame retardant to both UL 94-V0 and UL 94-HB
- Available in white (RAL9002, UL 94-V0 of ABS) or black (RAL9005, UL 94-HB of ABS)
- Ideal design for portable-, desktop- or wall-mounted electronic applications
- Recessed area is designed for 4.3", 5.7", 7.0", 8.4" and 10.4" LCD module or touchscreen use
- Lid and base incorporate a tongue-and-groove sealing design to meet IP65 rating for waterproof and dustproof use
- Add-on rubber feet are included

**Note:** Units with suffix "-B" are black and are made of UL 94-HB ABS plastic. Units with suffix "-W" are white and are made of UL 94-V0 ABS plastic.

### Enclosure

Model No.	Model No.	L (in)	W (in)	H (in)	Weight lb.
TBG-32610-B	TBG-32610-W	5.512	3.970	1.181	0.3
TBG-32611-B	TBG-32611-W	7.480	5.906	1.181	0.5
TBG-32612-B	TBG-32612-W	8.701	6.339	1.181	0.7
TBG-32613-B	TBG-32613-W	10.984	8.110	1.181	1.1
TBG-32614-B	TBG-32614-W	12.677	9.134	1.181	1.4

### Gasket

Model No.	L (in)	W (in)	Weight (lb.)
TB-32610-GSK	20.07	0.09	0.06
TB-32611-GSK	27.95	0.09	0.06
TB-32612-GSK	31.30	0.09	0.06
TB-32613-GSK	39.37	0.09	0.07
TB-32614-GSK	44.88	0.09	0.07

# PLASTIC BOXES ACCESSORIES

UL/NEMA/IEC



Style A

## Air and Moisture Vents

Used to equalize internal and external temperature and pressure, and to prevent internal condensation.

- In small size, two different mounting styles are available (NBX)
- A large size vent is also available (IPV); can be mounted with or without a cooling fan
- All plastic construction
- Each vent comes with housing, gasket, and locking nut



Style B


### Small Air & Moisture Vents

Model No.	Style	Weight/Oz.
NBX-10910	A	3.0
NBX-10911	B	3.0



### Large Air & Moisture Vents

Model No.	Fan Dia. (mm) (not included)	Weight/Oz.
IPV-1115	60	8.0
IPV-1116	80	10.0



## Pole Mount Brackets

Allows Bud NEMA boxes to mount to round or rectangular poles.

- Zinc-plated and dichromate sealed steel brackets
- Stainless steel quick-adjust, high strength band clamps
- Kit includes 2 brackets, 2 band clamps and all necessary hardware



## IP67 Air and Moisture Vents

### IP RATED VENTS

- Breathable e-PTFE membrane keeps out water and dust
- Rated IP65 or IP67 (submersible)
- Minimize the risk of gasket breach caused by changes in air pressure
- Reduce condensation that may corrode electronic components
- Fit any brand enclosure

Model No.	Shape	Color	Dimensions
IPV-65100-B	Rectangular	Black	5.3 × 5.3 × 0.3
IPV-65100-W	Rectangular	White	5.3 × 5.3 × 0.3
IPV-67101-B	Round	Black	0.71" long × 0.63" diameter
IPV-67121-B	Round	Black	0.71" long × 0.71" diameter
IPV-67161-B	Round	Black	0.94" long × 0.79" diameter
IPV-67181-B	Round	Black	0.94" long × 0.79" diameter
IPV-67321-B	Round	Black	2.60" long × 1.22" diameter
IPV-67322-B	Round	Black	2.95" long × 0.91" diameter
IPV-67501-B	Round	Black	0.47" long × 0.55" diameter
IPV-67501-G	Round	Gray	0.47" long × 0.55" diameter
IPV-67601-B	Round	Black	0.47" long × 0.55" diameter
IPV-67601-G	Round	Gray	0.47" long × 0.55" diameter
IPV-67801-B	Round	Black	0.59" long × 0.63" diameter
IPV-67801-B	Round	Black	0.59" long × 0.63" diameter



## PA66 Nylon Hole Plug

Use these to plug unused holes in panels, end panels or opened knockouts to prevent dust and dirt from entering the enclosure.



### DESIGN FEATURES

- Made of high impact resistant nylon plastic
- Max wall thickness 14 ga. steel, 0.125" plastic
- Ambient temperature: Constant range -20° to +65°C; Short exposure -40° to +120°C
- Colors: Black
- RoHS

Model No.	Applies to Bud Number	Weight Lbs.
BPM-22260	AN-1304 through AN-1310, AN-1313 through AN-1317, AN-1322, AN-1323 PN-1323 through PN-1327, PN-1329; PN-1331 through PN-1341 NF-6610 through NF-6613, NFL-6630 through NFL-6633 SN-3700 through SN-3702, SN-3704 NBB-22220 through NBB-22223, NBB-22240 through NBB-22243 NBE-10543, NBE-10563 NBA-10142, NBA-10144 NBD-10442, NBD-10445	6.3
BPM-22261	PN-1342 through PN-1344 NF-6613, NF-6614, NFL-6633, NFL-6634 SN-3703, SN-3705 through SN-3709 All SNB series NBB-22245 through NBB-22258 NBE-10547 through NBE-10558, NBE-10567 through NBE-10578 NBA-10148 NBD-10449, NBD-10452	8.0

Model No.	Hole Diameter (14 ga. steel max, plastic 0.125" max)
HPG-14228	Fits 0.31 inch hole dia.
HPG-142210	Fits 0.39 inch hole dia.
HPG-142213	Fits 0.51 inch hole dia.
HPG-142216	Fits 0.63 inch hole dia.
HPG-142219	Fits 0.75 inch hole dia.
HPG-142222	Fits 0.87 inch hole dia.
HPG-142226	Fits 1.02 inch hole dia.
HPG-142230	Fits 1.18 inch hole dia.



# ACCESSORIES


UL/NEMA/IEC

## IP66 Nylon Cable Glands

Cost effective and sturdy, these nylon cable glands are ideal for plastic enclosures.

### DESIGN FEATURES

- Sturdy and cost effective design
- IP66 (TUV) rating
- Two styles of thread length for a wide range of wall thickness: standard and long thread (this option in gray only, 4-G suffix)
- Bend-proof style on popular sizes (this option in gray only, BPG suffix)
- Well suited for plastic enclosures
- High-impact resistant nylon
- Seal: nitrile rubber
- Finish: gray, black (as noted)
- RoHS compliant
- Size range PG7 to PG63



## IP68 Metal Cable Glands

Applications include general wiring, industrial, oil and gas, robotics, electrical power, portable control panels, high heat areas, and vehicle-mounted applications.



### DESIGN FEATURES

- Sturdy, highly cost-effective design in sizes ranging from PG7 to PG 48
- IP68 (TUV) rating
- Excellent shock and corrosion resistance
- Suitable for mounting on equipment in motion
- Great for equipment in harsh environments
- Compliant with IEC-60077-1999 resistance to vibration and impact standard
- Materials: Body: nickel-plated brass; Gasket: Polyamide 6/6 (nylon); Seal: Nitrile rubber for superior performance
- Ambient temperature: Constant range -20° to +100°C; Short exposure +120°C
- RoHs

### STANDARD (THIN WALL ENCLOSURE)

Model No. Black	Model No. Gray	Wire Diameter	Thread Length (in.)	Thread Diameter (in.)
IPG-2227	IPG-2227-G	0.12 to 0.24 in.	0.32	0.49
IPG-2229	IPG-2229-G	0.16 to 0.31 in.	0.32	0.60
IPG-22211	IPG-22211-G	0.2 to 0.39 in.	0.32	0.73
IPG-222135	IPG-222135-G	0.24 to 0.47 in.	0.35	0.80
IPG-22216	IPG-22216-G	0.39 to 0.55 in.	0.39	0.89
IPG-22219	IPG-22219-G	0.47 to 0.59 in.	0.39	0.93
IPG-22221	IPG-22221-G	0.51 to 0.71 in.	0.39	1.11
IPG-22225	IPG-22225-G	0.59 to 0.75 in.	0.43	1.16
IPG-22229	IPG-22229-G	0.71 to 0.98 in.	0.47	1.46
IPG-22236	IPG-22236-G	0.87 to 1.26 in.	0.53	1.85
IPG-22242	IPG-22242-G	1.18 to 1.5 in.	0.57	2.13
IPG-22248	IPG-22248-G	1.34 to 1.73 in.	0.55	2.32
IPG-22263	IPG-22263-G	1.65 to 1.97 in.	1.06	2.76

### LONG THREAD (THICK WALL ENCLOSURE)

Gray	Wire Diameter	Thread Length (in.)	Thread Diameter (in.)
IPG-22274-G	0.12 to 0.24 in.	0.59	0.47
IPG-22294-G	0.16 to 0.31 in.	0.59	0.63
IPG-222114-G	0.2 to 0.39 in.	0.59	0.71
IPG-2221354-G	0.24 to 0.47 in.	0.59	0.79
IPG-222164-G	0.39 to 0.55 in.	0.59	0.87

### BEND PROOF (SPIRAL EXTENSION)

Gray	Wire Diameter	Thread Length (in.)	Thread Diameter (in.)
IPG-2227-BPG	0.12 to 0.24 in.	0.32	0.49
IPG-2229-BPG	0.16 to 0.31 in.	0.32	0.60
IPG-22211-BPG	0.2 to 0.39 in.	0.32	0.73
IPG-222135-BPG	0.24 to 0.47 in.	0.35	0.80
IPG-22216-BPG	0.39 to 0.55 in.	0.39	0.89
IPG-22221-BPG	0.51 to 0.71 in.	0.39	1.11

Model No.	Wire Diameter	Thread Length (in.)	Thread Diameter (in.)	Weight (lb)	PG Standard
MPG-2237	0.12 to 0.24 in.	0.20	0.49	0.31	7
MPG-2239	0.16 to 0.31 in.	0.24	0.60	0.43	9
MPG-22311	0.2 to 0.39 in.	0.24	0.73	0.56	11
MPG-223135	0.24 to 0.47 in.	0.28	0.80	0.66	13.5
MPG-22316	0.39 to 0.55 in.	0.28	0.89	0.71	16
MPG-22321	0.51 to 0.71 in.	0.32	1.11	0.114	21
MPG-22329	0.71 to 0.98 in.	0.32	1.46	0.254	29
MPG-22336	0.87 to 1.26 in.	0.35	1.85	0.355	36
MPG-22342	1.18 to 1.5 in.	0.35	2.13	0.504	42
MPG-22348	1.34 to 1.73 in.	0.39	2.34	0.673	48

## Cable Glands

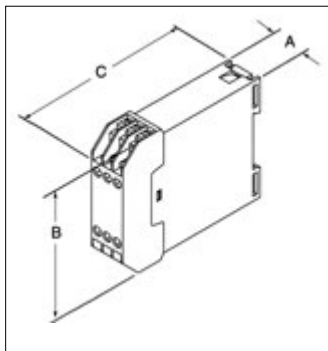
### DESIGN FEATURES

Required to maintain NEMA 1, 2, 4, 4X, 12 or 13 rating when cables enter or exit a NEMA 1, 2, 4, 4X, 12 or 13 type enclosure. These assemblies consist of black molded nylon body, hex nut, and cable nut, and with a rubber gasket and cable seal. Nylon material has UL94V-2 flammability rating.



Model No.	Mounting Size	Mounting Hole Diameter	Cable Range	Wt. Oz.
NG-9511	PG-7	.50"	.12"-.17"	0.2
NG-9512	PG-9	.61"	.16"-.25"	0.3
NG-9513	PG-11	.73"	.20"-.29"	0.4
NG-9514	PG-13.5	.81"	.24"-.43"	0.5
NG-9515	PG-16	.89"	.39"-.51"	0.6
NG-9516	PG-21	1.12"	.51"-.67"	0.9
NG-9517	PG-29	1.47"	.71"-.95"	1.5

# DIN RAIL BOXES



Model No.	Total Number	External Dimensions			Wt. (Oz.)
		A	B	C	
DB-4751	24	1.72"	3.23"	3.90"	4.2
DB-4754	12	.89"	3.23"	3.90"	2.5

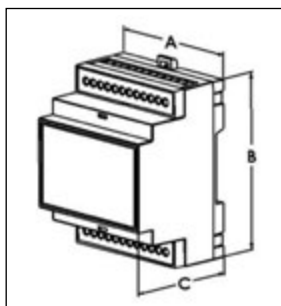
## DIN Rail Mount Box with Tiered Contacts

Plastic boxes with DIN rail mounting and double-tiered contacts.

- Durable UL94V-0 rated ABS plastic housing
- External clamp type contacts with M2.5 screws and lock washers
- Internal solder tab contacts
- All contacts are tin plated brass and have 10amp rating
- Internal vertical PCB card guides
- Snap-fit covers
- Fits standard DIN rails

### FINISH

- Light gray



## DIN Rail Mount Multi-Board Box

- Durable UL94V-0 rated ABS/PC blend plastic housing
- Three levels of PC board mounting locations - PC boards not supplied
- Bottom level accepts PC board with modular type terminals on 0.2" centers
- Removable terminal guards have snap-off tabs to match number of terminals used
- Snap-fit design allows tool-less assembly of all parts including PC boards
- Snap-fit front cover is easily removable for machining or silk-screening
- Optional clear and infra red polycarbonate covers available
- Fits standard 35mm DIN rail

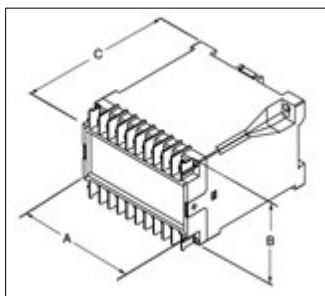
### FINISH

- Light gray



Model No.	No. PCB Terminals*	Ext. Dimensions			Wt. Oz.	Optional Clear Front Cover	Optional Infrared Front Cover	Replacement Terminal Guards (Pair)	PCB (Location "A" only)
		A	B	C					
DMB-4769	6 (3/3)	0.67"	3.55"	2.25"	1.0	DMB-4769-CC	DMB-4769-IRC	DMB-4769-TG	DMB-4769-CB
DMB-4770	12 (6/6)	1.43"	3.55"	2.25"	1.5	DMB-4770-CC	DMB-4770-IRC	DMB-4760-TG	DMB-4770-CB
DMB-4771	18 (9/9)	2.10"	3.55"	2.25"	1.9	DMB-4771-CC	DMB-4771-IRC	DMB-4761-TG	DMB-4771-CB
DMB-4772	24 (12/12)	2.80"	3.55"	2.26"	2.3	DMB-4772-CC	DMB-4772-IRC	DMB-4762-TG	DMB-4772-CB
DMB-4773	36 (9x2)/(9x2)	4.18"	3.55"	2.26"	3.3	DMB-4773-CC	DMB-4773-IRC	DMB-4761-TG	DMB-4773-CB
DMB-4774	54 (9x3)/(9x3)	6.28"	3.55"	2.26"	4.6	DMB-4774-CC	DMB-4774-IRC	DMB-4761-TG	DMB-4774-CB
DMB-4775	30 (10x3/10x3)	3.29"	3.55"	2.25"	2.6	DMB-4775-CC	DMB-4775-IRC	DMB-4773-TG	DMB-4775-CB

\* PCB and PCB terminals not supplied. Replacement Mounting Clip: DMB-4764-MC



## DIN Rail/Panel Mount Box


Plastic boxes have both DIN rail mounting & panel mounting features, and screw down contacts.

- Durable UL94V-0 rated ABS plastic housing
- External clamp type contacts have M3 screws and lock washers
- Internal solder tab contacts
- All contacts are tin plated brass and have 10 amp rating
- Internal horizontal and vertical PCB card guides
- Screw attached front covers with recessed area for labels
- Fits standard DIN rails

### FINISH

- Light gray

Model No.	Total Number	External Dimensions			Wt. (Oz.)
		A	B	C	
DB-4713	20	3.94"	2.76"	4.40"	5.7
DB-4715	32	5.91"	2.76"	4.43"	8.7



### PCB for DIN Rail Mount Multi-Board Box

- Designed to fit circuit board location 'A' of the DIN Rail Mount Multi-Board boxes
- 0.1" hole spacing designed to accommodate a variety of components for prototyping
- Pre-plated holes for easy soldering
- Available in five sizes
- Terminals can be used in multiples of three

Model No.	No. of PCB Terminals	External Dimensions (inches)			Weight (Oz.)	Box (not supplied)
		W	L	T		
DMB-4769-CB	6 (3/3)	3.421	0.563	0.062	0.1	DMB-4769
DMB-4770-CB	12 (6/6)	3.421	1.291	0.062	0.1	DMB-4770
DMB-4771-CB	18 (9/9)	3.421	1.969	0.062	0.1	DMB-4771
DMB-4772-CB	24 (12/12)	3.421	2.669	0.062	0.1	DMB-4772
DMB-4773-CB	36 (9x2)/(9x2)	3.421	4.047	0.062	0.1	DMB-4773
DMB-4774-CB	54 (9x3)/(9x3)	3.421	6.122	0.062	0.1	DMB-4774
DMB-4775-CB	30 (10x3/10x3)	3.42	3.16	0.06	0.1	DMB-4775
Terminal Connector						
DMB-4770-T3	6 (2x3)				0.3	

### DIN Rail

DIN rails are compatible with any industrial or commercial electrical enclosures that use 35mm DIN rail mounting.

- 1mm thick zinc plated steel
- Complies with EN 60715 standard
- 18mm x 6.3mm oblong slots spaced at 25mm center to center provide flexibility in mounting
- Accepts all types of 35mm DIN rail mountable components and devices
- Suitable for mounting all Bud DIN rail mount boxes and accessories: DB, DPB, DMB and TS-16 series
- Sold and shipped in packages of 10



Model Number	Length (mm)	Width (mm)	Height (mm)	Weight (Pack of 10) (lbs.)
DNR-4790	1000	35	7.5	8

### DIN Rail Mounting Clip

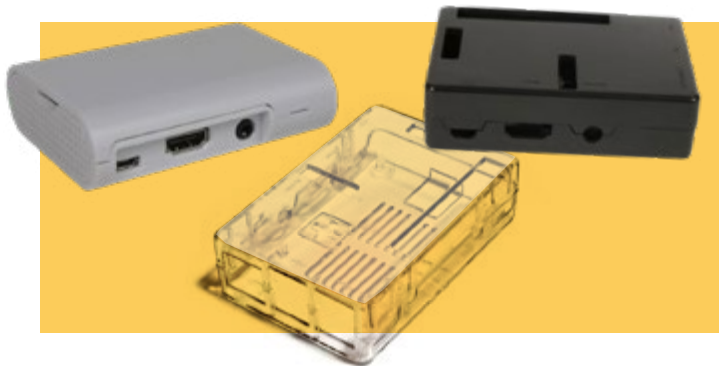
This easy-to-install clip allows mounting of small enclosures and other devices that do not have a built-in DIN rail mounting flange to a 35mm DIN rail.

- Clip allows a variety of boxes not having an integral DIN rail mounting bracket to mount on a 35mm DIN rail
- Easy to install (requires drilling of one 4.3mm diameter hole in the mounting surface)
- NEMA-rated boxes may need sealing washer to maintain NEMA rating
- 0.8mm thick plated steel
- Shipped in a plastic bag consisting of one clip, one M4 x 8mm machine screw and one M5 lock washer
- PLEASE NOTE: larger boxes may require the use of two clips



Model Number	Length (mm)	Width (mm)	Height (mm)	Weight (lbs.)
DNC-4796	15	14	8	0.015

# PI ENCLOSURES



**NEW PRODUCTS**

Model No.	Color	Dimensions
PS-11594-B	Black	0.98" × 2.73" × 3.51"
PS-11594-C	Clear	0.98" × 2.73" × 3.51"
PS-11594-W	White	0.98" × 2.73" × 3.51"
PS-11595-B	Black	1.00" × 2.44" × 3.62"
PS-11595-C	Clear	1.00" × 2.44" × 3.62"
PS-11595-W	White	1.00" × 2.44" × 3.62"
PS-11596-B	Black	1.00" × 2.44" × 3.62"

### PI Enclosure


Bud's Raspberry Pi enclosure protects your PCB while offering access to peripherals via included cutouts. This enclosure is designed for versions 2 and 3 of the Raspberry Pi development board. There are two versions; the PS-11595 models offer additional cutouts for easy access to connections. Like other Bud plastic-box microcomputer enclosures, this enclosure is made of durable ABS plastic.

- Accepts versions 2 and 3 of Raspberry Pi microcomputer
- Designed to allow ease of access to all components
- PCB protection and ventilation
- Made of durable and impact-resistant ABS plastic
- Made of ABS UL94-HB material
- 4 screws to assemble box, peripheral cutouts only
- Ambient work temperature: -20°C to +60°C
- RoHS

\* Raspberry Pi is a trademark of the Raspberry Pi Foundation.

# BOARD-GANIZER

DEVELOPMENT BOARD ENCLOSURE



### DESIGN FEATURES

- Durable smoke-colored ABS plastic (UL94-HB)
- Room for four PCBs and shields (with no solder-less breadboard)
- Combine and mix boards with no need of additional hardware; the boards are attached using adhesive-backed rubber feet
- Accommodates an optional 600 tie points solder-less breadboard
- Work on a project with the boards secured side by side so they can be connected and wired
- Rolls up into a compact 5" × 5" × 3.5" enclosure – without the need of undoing any of the wiring
- All plug-in connections (USB, HDMI, etc.) can be connected from all sides via openings
- Additional accessories include: Breadboards (300 or 600 tp), Jump Wire Bundle (65 ea.)
- Patent (61/823,402) pending


Model Number	Description	External Dimensions Inch / [mm]			Internal Dimensions Inch / [mm]			Weight Oz.
		L	W	D	L	W	D	
BG-32618	Board-ganizer Enclosure Kit	5 [127]	5 [127]	3.5 [89]	4.625 [117]	4.625 [117]	3.5 [89]	10
BB-32620	Solder-less Breadboard, 600 Tie Points	3.4 [130]	3.2 [85]	.33 [64]				6
BB-32621	Solder-less Breadboard, 300 Tie Points	2.08 [130]	3.2 [85]	.33 [64]				3
BC-32625	Jump Wire Bundle (65 ea.) for Solder-less Breadboard							2





# BREADBOARD KITS

DEVELOPMENT BOARD ACCESSORIES



### DESIGN FEATURES


- Accommodates a wide range of wiring and connections to fit any prototyping application
- ABS housing + nickel phosphor bronze contact clips
- Accepts wire diameter 20-29AWG
- Voltage/current: 300V/3-5A.
- Comes fully assembled on a mounting plate with 4 or 6 terminal strips

Model No.	Description	Approximate Size
BB-32619	Aluminum Plate Mounted Breadboard 6 power strips, 120 tie-points 3 distribution strips, 690 tie-points 3 binding posts, 690 tie-points	6.50" × 3.25" × 0.37"
BB-32622	Plate Mounted Breadboard 4 terminal strips, 2800 tie-points 9 distribution strips, 1000 tie-points 2 switches	7.60" × 7.30" × 0.30"
BB-32623	Plate Mounted Breadboard 6 terminal strips, 4560 tie-points 13 distribution strips, 1540 tie-points 2 switches	11.00" × 8.80" × 0.30"
BB-32650-B	Double-strip, 170 tie-points, Black	1.85" × 1.42" × 0.33"
BB-32650-BL	Double-strip, 170 tie-points, Blue	1.85" × 1.42" × 0.33"
BB-32650-G	Double-strip, 170 tie-points, Green	1.85" × 1.42" × 0.33"
BB-32650-R	Double-strip, 170 tie-points, Red	1.85" × 1.42" × 0.33"
BB-32650-W	Double-strip, 170 tie-points, White	1.85" × 1.42" × 0.33"
BB-32650-Y	Double-strip, 170 tie-points, Yellow	1.85" × 1.42" × 0.33"
BB-32655	2 terminal strip, 630 tie-points 4 distribution strips, 200 tie-points	6.50" × 2.14" × 0.33"
BB-32656	2 terminal strip, 630 tie-points 4 distribution strips, 200 tie-points	6.50" × 2.14" × 0.33"

DEVELOPMENT BOARD ACCESSORIES

# BREADBOARD POWER SUPPLY

BREADBOARD-MOUNTED POWER SUPPLY



This breadboard-mounted power supply fits perfectly on Bud's BB Series breadboards. It is ideal for running an Arduino and supplying power to other components at the same time. It supplies up to 700mA at both 3.3V and 5V (dual voltage) and features independent control output and flexible power input (including via USB)

### DESIGN FEATURES

- Dual voltage 3.3V, 5V (5.5mm barrel plug)
- Weight: 0.02 lbs
- Color: Black

Model No.	Dimensions
BBP-32701	2.07" × 1.25" × 0.75"

# WIRES AND CONNECTIONS

DEVELOPMENT BOARD ACCESSORIES

## DESIGN FEATURES

- A wide range assortment of wiring and connections to fit any prototyping application
- High-quality pre-cut copper wires
- Numerically labeled end pins for easy traceability
- Multicolored wires in each bundle
- Designed for use with a breadboard for prototyping

Model Number	Description	
BC-32626	Pack of 140 rigid jumper wire bundle, 14 lengths (2/5/7/10/12/15/17/20/22/25/50/75/100/125 mm), 10 pieces each	
BC-32627	40-pin colored ribbon cable, double male, 20cm	
BC-32628	40-pin colored ribbon cable, female/male, 20cm	
BC-32629	40-pin ribbon cable, double female, 20cm	
BC-32670	Pack of 10 jumper wires, double male, 30cm long, 26 AWG	
BC-32671	Pack of 10 jumper wires, double male/female, 30cm long, 26 AWG	

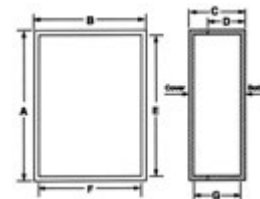
Model Number	Description	
BC-32672	Pack of 10 jumper wires, double female/female, 30cm long, 26 AWG	
BC-32673	Pack of 10 jumper wires, double 2-pin socket, female/female, 30cm long, 26 AWG	
BC-32674	GPIO Ribbon Cable for Raspberry-Pi, 2x13-pin double female IDC, 20cm long	
BC-32675	Male multi-connector/IDC colored ribbon cable, 26-pin, labelled 2.54mm pitch, 20cm long	
BC-32676	Female multi-connector/IDC colored ribbon cable, 26-pin, labelled 2.54mm pitch, 20cm long	
BC-32677	Male PCB header 2*13-pin 2.54mm pitch straight	
BC-32678	Male PCB header, 26-pin gold-plated, 25.5mm length	



# HAND-HELD PLASTIC BOXES

GRABBERS

These useful enclosures are ideal for portable hand held equipment. Made out of durable ABS material, they are offered in six styles.



## STYLE A

Style A is a rectangular enclosure that is available with/without 2.84" x 1.38" LCD cutout in the display area, and with a 9-volt/AA battery compartment. It is made out of ABS plastic in a light gray finish, with UL94-HB flammability rating.



### OPTIONAL ACCESSORIES

- HH-3440-TS Tilt Stand
- HH-3441-G Gasket
- HH-3442-C-AA Battery Contact Kit
- HH-3595-BCB (Black Belt Clip)† • HH-3595-BCG (Gray Belt Clip)†

Model Number	Feature LCD Cutout	External				Internal			Wt. Oz.
		A	B	C	D	E	F	G	
HH-3400-BC	No	7.09"	3.94"	1.57"	.98"	6.74"	3.59"	1.35"	6.6
HH-3401-BC	Yes	7.09"	3.94"	1.57"	.98"	6.74"	3.59"	1.35"	6.6

\*Reference only - Request drawing for internal configuration and dimensions.

## STYLE B

Style B is a T-shaped enclosure that is available with/without 4.00" x 1.75" LCD cutout in the display area, and with/without a 9-volt/AA battery compartment. It is made out of ABS plastic in a gray finish, with UL94-HB flammability rating.



### OPTIONAL ACCESSORIES

- HH-3440-TS Tilt Stand
- HH-3441-G Gasket
- HH-3442-C AA Battery Contact Kit
- HH-3595-BCB (Black Belt Clip)†
- HH-3595-BCG (Gray Belt Clip)†

Model Number	Special Features		External				Internal			Wt. Oz.
	LCD Cutout	Batt. Comp.	A	B	C	D	E	F	G	
HH-3420	No	No	9.33"	5.16"	1.71"	1.00"	8.99"	4.81"	1.46"	9.3
HH-3420-BC	No	Yes	9.33"	5.16"	1.71"	1.00"	8.99"	4.81"	1.46"	9.3
HH-3421	Yes	No	9.33"	5.16"	1.71"	1.00"	8.99"	4.81"	1.46"	9.3
HH-3421-BC	Yes	Yes	9.33"	5.16"	1.71"	1.00"	8.99"	4.81"	1.46"	9.3

\*Reference only - Request drawing for internal configuration and dimensions.

## STYLE C

Style C is a smaller, more ergonomically shaped rectangular enclosure that includes a 9-volt/AA battery compartment and a removable end panel. It is made out of ABS plastic in either a light gray (-G) or black (-B) finish, with UL94-HB flammability rating.



### OPTIONAL ACCESSORIES

- HH-3442-C (Contact Kit for [2] AA batteries)
- HH-3595-BCB (Black Belt Clip)†
- HH-3595-BCG (Gray Belt Clip)†
- HH-3451-TL (Transparent red lens)

## STYLE D

Style D is a small, easy to handle box that is available with either a flush or recessed top, and with or without a cable slot. It is made out of ABS plastic in a black finish, with a UL94V-0 flammability rating.



### OPTIONAL ACCESSORIES

- HH-3595-BCB (Black Belt Clip)†
- HH-3595-BCG (Gray Belt Clip)†

Model Number	Feature Top Recess	External				Internal			Wt. Oz.
		A	B	C	D	E	F	G	
HH-3463	Yes	5.50"	2.00"	.80"	.35"	5.31"	1.81"	.61"	2.1
HH-3464	No	5.50"	2.00"	.80"	.35"	5.31"	1.81"	.61"	2.1
HH-3465	No	2.50"	1.63"	.80"	.35"	2.31"	1.44"	.61"	.8
HH-3466	Yes	2.50"	1.63"	.80"	.35"	2.31"	1.44"	.61"	.8
HH-3468	No	2.75"	2.00"	.80"	.35"	2.56"	1.81"	.61"	1.1
HH-3469	Yes	2.75"	2.00"	.80"	.35"	2.56"	1.81"	.61"	1.1
HH-3470**	Yes	3.52"	1.77"	.73"	.37"	3.33"	1.58"	.54"	1.1
HH-3471	Yes	3.52"	1.77"	.73"	.37"	3.33"	1.58"	.54"	1.1

\*Reference only - Request drawing for internal configuration and dimensions. \*\*Includes slot for cable

## STYLE E

Style E is a pocket-size enclosure and comes with a recessed top and a molded-in ring that is suitable for keyring applications. It is made out of ABS plastic in a black finish, with a UL94V-0 flammability rating.



### OPTIONAL ACCESSORIES

- HH-3595-BCB (Black Belt Clip)†
- HH-3595-BCG (Gray Belt Clip)†

Model Number	External				Internal			Wt. Oz.
	A	B	C	D	E	F	G	
HH-3490	2.10"	1.30"	.58"	.45"	1.92"	1.13"	.44"	4.7"

\*Reference only - Request drawing for internal configuration and dimensions.

Model Number	Feature Color	Batt. Comp.	External				Internal			Wt. Oz.
			A	B	C	D	E	F	G	
HH-3430-BCB	Black	Yes	5.31"	2.76"	.940"	.50"	5.04"	2.57"	.78"	2.3
HH-3430-BCG	Gray	Yes	5.31"	2.76"	.940"	.50"	5.04"	2.57"	.78"	2.3
HH-3431-BCB	Black	Yes	4.13"	2.95"	1.04"	.55"	3.88"	2.76"	.83"	2.1
HH-3431-BCG	Gray	Yes	4.13"	2.95"	1.04"	.55"	3.88"	2.76"	.83"	2.1

\*Reference only - Request drawing for internal configuration and dimensions.

† Two 0.234" dia. holes on 0.75" centers required to mount belt clip.



# HAND-HELD PLASTIC BOXES

## GRABBERS

† Two 0.234" dia. holes on 0.75" centers required to mount belt clip.



### STYLE F

Style F is a pocket-sized enclosure with a molded-in ring suitable for key ring applications, and integrated electrically conductive push buttons.

Enclosure body is ABS plastic in a black finish with a UL94-HB flammability rating. Buttons are gray silicone rubber. Other button configurations available upon request.



Model Number	Feature Buttons	External				Internal			Wt. Oz.
		A	B	C	D	E	F	G	
HH-3492	2	2.23"	1.29"	.45"	.19"	2.11"	1.16"	.22"	.3
HH-3494	4	2.23"	1.29"	.45"	.19"	2.11"	1.16"	.22"	.3

\*Reference only - Request drawing for internal configuration and dimensions.

### STYLE G

Style G is a T-shaped enclosure that is more aesthetically pleasing and ergonomically designed than many other T-shaped enclosures. Available with/without a 2.84" x 2.03" LCD cutout in the display area, and with/without a 9-volt/AA battery compartment. It is made out of ABS plastic in either a light gray (-G) or black (-B) finish, with a UL94-HB flammability rating. Comes complete with wall mounting plate/tilt stand.



#### OPTIONAL ACCESSORIES

- HH-3441-G Gasket
- HH-3442-C Contact kit for AA-batteries
- HH-3595-BCB (Black Belt Clip)†
- HH-3595-BCG (Gray Belt Clip)†

Model Number	Special Features		External				Internal			Wt. Oz.
	LCD Cutout	Batt. Comp.	A	B	C	D	E	F	G	
HH-3496	No	No	8.27"	4.33"	1.59"	.98"	7.91"	3.97"	1.37"	7.7
HH-3497-BC	No	Yes	8.27"	4.33"	1.59"	.98"	7.91"	3.97"	1.37"	7.8
HH-3498	Yes	No	8.27"	4.33"	1.59"	.98"	7.91"	3.97"	1.37"	7.3
HH-3499-BC	Yes	Yes	8.27"	4.33"	1.59"	.98"	7.91"	3.97"	1.37"	7.4

\*Reference only - Request drawing for internal configuration and dimensions.

### STYLE H

Ergonomically designed pocket-size enclosure with molded-in ring for key-ring applications, and integrated electrically conductive push buttons. Enclosure body is ABS plastic in a black finish with a UL94-HB flammability rating. Buttons are gray silicone rubber with conductive pads.

Model Number	Feature Buttons	External				Internal*				Wt. Oz.
		A	B	C	D	E	F	G	H	
HH-3501	1	2.72"	1.84"	1.25"	.61"	2.60"	1.72"	1.13"	.40"	.3
HH-3502	2	2.72"	1.84"	1.25"	.61"	2.60"	1.72"	1.13"	.40"	.3
HH-3503	3	2.72"	1.84"	1.25"	.61"	2.60"	1.72"	1.13"	.40"	.3
HH-3504	4	2.72"	1.84"	1.25"	.61"	2.60"	1.72"	1.13"	.40"	.3
HH-3505	5	2.72"	1.84"	1.25"	.61"	2.60"	1.72"	1.13"	.40"	.3

\*Reference only - Request drawing for internal configuration and dimensions.

### STYLE I

Uniquely shaped enclosure is more ergonomically designed than most other enclosures. Durable self-extinguishing ABS plastic material with UL94-5VA flammability rating. Mar resistant textured surface, internal PCB mounting bosses. Base is securely attached to the cover with four color-matched screws.

**Standard color:** Black



Model Number	External				Internal			Wt. Oz.
	A	B	C	D	E	F	G	
HH-3550	4.50"	4.50"	1.50"	.95"	4.27"	4.27"	1.26"	4.8

\*Reference only - Request drawing for internal configuration and dimensions.

### STYLE J

Compact, ergonomic design. Integral battery compartment is suitable for (4) AA batteries. Made from durable ABS plastic with UL94-HB flammability rating in either black or light gray colors. Internal PCB mounting bosses. Complete with top cover, bottom cover, battery door, and assembly hardware. Recessed top is suitable for label or keypad.

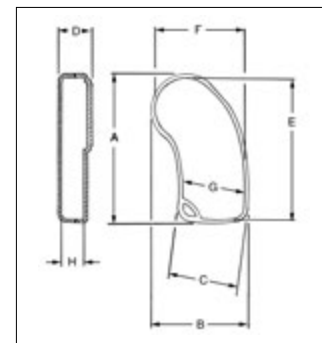


#### OPTIONAL ACCESSORIES

- HH-3595-BCB (Black Belt Clip)†
- HH-3595-BCG (Gray Belt Clip)†

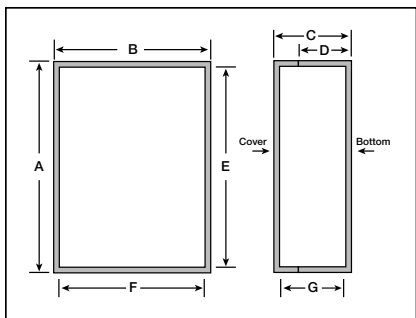
Model Number	Feature Color	Batt. Comp.	External				Internal			Wt. Oz.
			A	B	C	D	E	F	G	
HH-3570-B	Black	Yes	7.15"	2.56"	1.09"	.55"	7.00"	2.38"	.87"	2.65
HH-3570-G	Gray	Yes								

\*Reference only - Request drawing for internal configuration and dimensions.



# HAND-HELD PLASTIC BOXES

## GRABBERS



### STYLE K

Style K is an ergonomically designed rectangular enclosure with an integral AA battery compartment. It features a removable front panel for easy modification and internal PCB mounting bosses on both the base and cover. Enclosure is made out of ABS plastic in a black finish with UL94-5VA flammability rating.

#### OPTIONAL ACCESSORIES

- Belt Clip – Black: HH-3595-BCB
- Rubber Boot
- 9V Battery



Model Number	External Dimensions				Internal Dimensions			Wt. Oz.	Rubber Boot		
	A	B	C	D	E	F	G		Black	Blue	Red
HH-3524	4.63"	2.85"	1.00"	.65"	4.38"	2.64"	.77"	3.14	HH-3529-BBK	HH-3529-BBL	HH-3529-BRD
HH-3535	5.50"	3.25"	1.00"	.65"	5.26"	3.05"	.77"	3.93	HH-3539-BBK	HH-3539-BBL	HH-3539-BRD

For full dimensional information, see our Web site at [www.budind.com](http://www.budind.com).



### STYLE L

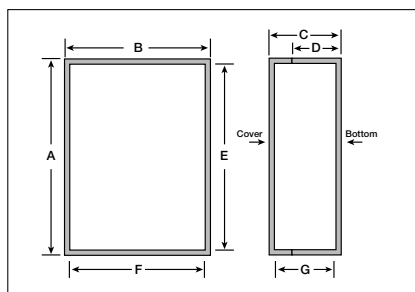
Style L is a smaller ergonomically designed enclosure with ribbed and rounded sides that provide a comfortable and secure grasp. Available with or without integral battery compartment designed to accept two or four AA, one 9V, or one 9V and two AA batteries. It features internal PCB mounting bosses and a recessed top surface suitable for keypad or label. Enclosure is made of ABS plastic in a black finish with UL94-HB flammability rating.

#### OPTIONAL ACCESSORIES

- Belt Clip - Black: HH-3595-BCB
- AA Battery Contact Kit: HH-3442-C
- 9V Battery Clip: HH-3449
- 2 AAA Battery Holder: HH-3630
- 4 AAA Battery Holder: HH-3631
- 2 AA Battery Holder: HH-3632
- 4 AA Battery Holder: HH-3633
- 9V Battery Holder: HH-3634

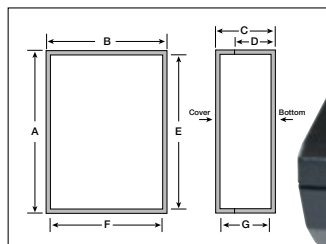
Model No.	Battery	External Dimensions				Internal Dimensions			Wt. Oz.
		A	B	C	D	E	F	G	
HH-3580-B	No	5.71"	3.54"	1.26"	.67"	5.49"	3.31"	1.08"	3.18
HH-3580-BCB	Yes	5.71"	3.54"	1.26"	.67"	5.49"	3.31"	1.08"	3.27

For full dimensional information, see our Web site at [www.budind.com](http://www.budind.com).



# HAND-HELD PLASTIC BOXES

## GRABBERS



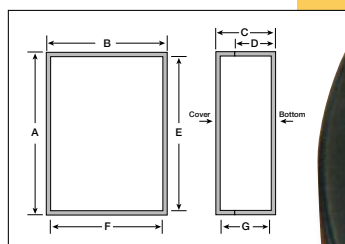
Model Number	External Dimensions				Internal Dimensions			Wt. Oz.
	A	B	C	D	E	F	G	
HH-3600-B	5.99"	3.24"	1.38"	.96"	5.63"	2.92"	1.09"	3.84

### STYLE M

Style M is a rectangular enclosure designed with an extra deep pocket at one end to accommodate circuit boards with tall components on both sides. It features internal PCB mounting bosses and a slanted top surface for easier viewing. The top surface is also recessed to allow for a label or keypad. It is made of ABS plastic in a black finish with UL94-HB flammability rating.

#### OPTIONAL ACCESSORIES

- Belt Clip - Black: HH-3595-BCB
- AA Battery Contact Kit: HH-3442-C
- 9V Battery Clip: HH-3449
- 2 AAA Battery Holder: HH-3630
- 4 AAA Battery Holder: HH-3631
- 2 AA Battery Holder: HH-3632
- 4 AA Battery Holder: HH-3633
- 9V Battery Holder: HH-3634



Model No.	Battery	External Dimensions				Internal Dimensions			Wt. Oz.
		A	B	C	D	E	F	G	
HH-3610-B	No	6.69"	5.16"	1.38"	.67"	6.47"	4.18"	1.18"	4.22
HH-3610-BCB	Yes	6.69"	5.16"	1.38"	.67"	6.47"	4.18"	1.18"	4.35

### STYLE N

Style N is an ergonomically designed blend of 'T' and rectangular shaped enclosures with ribbed and rounded sides that provide a comfortable and secure grasp. Available with or without integral battery compartment designed to accept 2 or 4 AA, 1 9V, or 1 9V and 2 AA batteries. It features internal PCB mounting bosses and a recessed top surface suitable for keypad or label. Enclosure is made of ABS plastic in a black finish with UL94-HB flammability rating.

#### OPTIONAL ACCESSORIES

- Belt Clip - Black: HH-3595-BCB
- AA Battery Contact Kit: HH-3442-C
- 9V Battery Clip: HH-3449
- 2 AAA Battery Holder: HH-3630
- 4 AAA Battery Holder: HH-3631
- 2 AA Battery Holder: HH-3632
- 4 AA Battery Holder: HH-3633
- 9V Battery Holder: HH-3634



Model No.	External Dimensions L x W x H	Battery Compartment	Weight (Oz.)
HH-3510-B	6.28" x 3.69" x .90"	NO	3.2
HH-3510-G	6.28" x 3.69" x .90"	NO	3.2
HH-3510-BCB	6.28" x 3.69" x .90"	YES	3.6
HH-3510-BCG	6.28" x 3.69" x .90"	YES	3.6

### STYLE O

#### DESIGN FEATURES


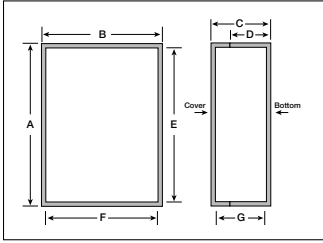
- Blend of 'T' and rectangular shaped enclosures providing more room for internal components
- Ergonomically designed with soft ribbed rounded sides that provide secure and comfortable grasp
- Available with or without integral battery compartment designed to accept (2) or (4) AAA batteries (battery contact kits are included)
- Made from high impact resistant black or gray ABS plastic with UL94-HB flammability rating
- Internal PCB mounting bosses
- Complete with top cover, bottom cover, battery door, and assembly hardware
- Recessed top suitable for label or keypad

#### ACCESSORIES

- HH-3596-BCB (Black Belt Clip)
- HH-3596-BCG (Gray Belt Clip)

# HAND-HELD PLASTIC BOXES

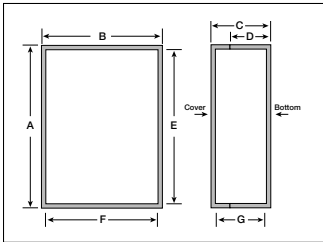
## GRABBERS



### STYLE P

Style P is an ergonomic rectangular enclosure with a recess in the cover and internal PCB mounting bosses. ABS plastic has UL94V-0 flammability rating and black mar-resistant textured surface. Includes four color-matched screws.


Model No.	Color	External Dimensions				Internal Dimensions		
		A	B	C	D	E	F	G
HH-3641	Black	2.74"	1.97"	0.83"	.42"	2.56"	1.73"	0.63"
HH-3642	Black	3.47"	2.48"	1.08"	.54"	3.30"	2.30"	0.87"
HH-3643	Black	4.53"	3.27"	1.26"	.63"	4.29"	3.08"	0.95"



### STYLE Q


Unique ergonomically designed pocket-size enclosure. Time-saving, snap-together two-piece design. ABS plastic has UL94V-0 flammability rating and black mar-resistant textured surface. Internal PCB mounting bosses.

Model No.	Color	External Dimensions				Internal Dimensions		
		A	B	C	D	E	F	G
HH-3640	Black	3.03"	1.93"	1.05"	.52"	2.89"	1.79"	0.86"



## ACCESSORIES

# BATTERY HOLDER AND CLIP



### BATTERY CLIP

- Flexible vinyl
- 6" long lead wires on end

### BATTERY HOLDER

- Polypropylene plastic
- 6" long lead wires on end

Model No.	Style	Cell Quantity and Type	Wt. (Oz.)
HH-3449	Clip	1 – 9V	0.1
HH-3630	Holder	2 – AAA	0.3
HH-3631	Holder	4 – AAA	0.5
HH-3632	Holder	2 – AA	0.3
HH-3633	Holder	4 – AA	0.5
HH-3634	Holder	1 – 9V	0.3



These sturdy enclosures come in a variety of styles and sizes and are constructed of high quality plastic materials. Housing designs allow complete accessibility to internal components. Contact Bud factory for optional colors, materials, EMI/RFI shielding, and custom modifications.


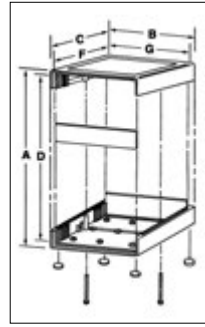
## STYLES A & B

### DESIGN FEATURES

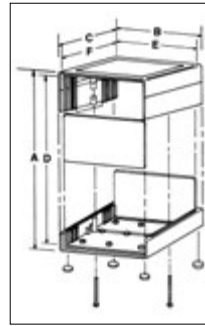
- Impact resistant polystyrene
- UL94-HB flammability rating
- Molded-in card guides and mounting bosses
- Comes complete with plated steel screws & rubber feet
- Finish — Double-Textured PC Bone Gray
- Shipped assembled

Model Number	Style	External Dimensions			Internal Dimensions*			Panel Size	Weight Oz.
		A	B	C	D	E	F		
PC-11402	A	1.53"	5.08"	5.30"	1.28"	4.78"	4.78"	1.31"×4.75"×.06"	6
PC-11403	A	1.53"	7.06"	5.30"	1.28"	6.76"	4.78"	1.31"×6.73"×.06"	8
PC-11404	A	1.55"	6.33"	9.62"	1.30"	6.03"	9.03"	1.33"×5.99"×.09"	12
PC-11406	A	2.52"	6.12"	6.32"	2.27"	5.77"	5.73"	2.31"×5.75"×.09"	11
PC-11408	A	2.52"	8.10"	6.32"	2.27"	7.75"	5.73"	2.31"×7.75"×.09"	12.5
PC-11410	B	3.30"	6.12"	6.32"	3.05"	5.77"	5.73"	3.09"×5.75"×.09"	12
PC-11412	B	3.30"	8.10"	6.32"	3.05"	7.75"	5.73"	3.09"×7.75"×.09"	14
PC-11414	B	4.04"	6.12"	6.32"	3.79"	5.77"	5.73"	3.83"×5.75"×.09"	14.5
PC-11416	B	4.04"	8.10"	6.32"	3.79"	7.75"	5.73"	3.83"×7.75"×.09"	15.5
PC-11418	B	2.06"	5.08"	5.30"	1.81"	4.78"	4.78"	1.84"×4.75"×.06"	7
PC-11420	B	2.06"	7.06"	5.30"	1.81"	6.76"	4.78"	1.84"×6.73"×.06"	9

\*Reference only - Request drawing for internal configuration and dimensions.



STYLE A



STYLE B

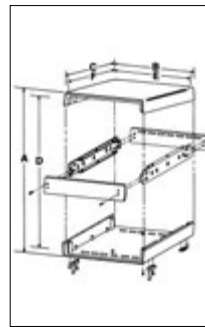
## STYLE C

### DESIGN FEATURES

- Black ABS covers, UL94-HB flammability rating
- Clear anodized aluminum front and rear panels
- Internal steel channels provide extra strength and ease of assembly
- Formed guide tabs accept vertical or horizontal circuit boards
- Shipped assembled
- PC-11432 - no foot supplied. PC-11438 - folding plastic feet supplied

Model Number	External Dimensions			Internal Dimensions*			Panel Size	Weight Oz.
	A	B	C	D	E	F		
PC-11432	1.61"	3.54"	5.71"	1.42"	3.21"	5.12"	1.42"×3.28"×.04"	7
PC-11438	4.02"	9.72"	8.66"	3.74"	9.27"	8.07"	3.83"×9.46"×.04"	22

\*Reference only - Request drawing for internal configuration and dimensions.



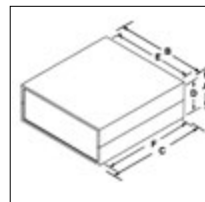
## STYLE D

### DESIGN FEATURES

- Molded in card guides and mounting bosses
- Available in four versions:
  - #1 - Dark gray ABS covers with light gray ABS end panels. UL94V-0 flammability rating.
  - #2 - Dark gray ABS covers with natural finish aluminum end panels. UL94V-0 flammability rating.
  - #3 - Light gray ABS covers with black ABS end panels UL94-HB flammability rating.
  - #4 - Light gray ABS covers with natural finish aluminum end panels. UL94-HB flammability rating.

Version 1	Model Number				External Dimensions			Internal Dimensions*			Panel Size	Weight Oz.
	Version 2	Version 3	Version 4	A	B	C	D	E	F			
PC-11480	PC-11480-A	PC-11480-LG	PC-11480-LGA	1.38"	5.51"	4.33"	1.18"	5.32"	4.07"	1.20"×5.31"×.07"	4.6	
PC-11481	PC-11481-A	PC-11481-LG	PC-11481-LGA	1.57"	8.86"	6.50"	1.35"	8.62"	6.24"	1.37"×8.62"×.07"	12.3	
PC-11482	PC-11482-A	PC-11482-LG	PC-11482-LGA	2.56"	10.24"	7.09"	2.32"	10.00"	6.78"	2.36"×10.00"×.07"	17.8	

\*Reference only - Request drawing for internal configuration and dimensions.



All products can be custom modified to your specifications.



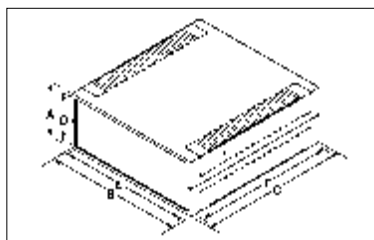

# PLASTIC BOXES

## PLASTICASE

### STYLE E

#### DESIGN FEATURES

- Light gray ABS covers with dark gray ABS end panels. UL94-HB flammability rating
- Internal PCB mounting bosses and card guides
- Includes rubber feet



Model Number	External Dimensions			Internal Dimensions*			Panel Size	Weight Oz.
	A	B	C	D	E	F		
PC-11460	1.42"	3.74"	6.22"	1.18"	3.50"	5.81"	1.20"×3.48"×.09"	5.2
PC-11461	1.85"	3.74"	6.22"	1.61"	3.50"	5.81"	1.63"×3.48"×.09"	5.7
PC-11462	2.28"	3.74"	6.22"	2.09"	3.50"	5.81"	2.07"×3.48"×.09"	6.3
PC-11463	1.42"	6.14"	7.09"	1.14"	5.86"	6.68"	1.20"×5.86"×.09"	9.0
PC-11464	1.73"	6.14"	7.09"	1.45"	5.86"	6.68"	1.52"×5.86"×.09"	9.6
PC-11465	2.05"	6.14"	7.09"	1.77"	5.86"	6.68"	1.83"×5.86"×.09"	10.2
PC-11466	1.57"	5.51"	7.48"	1.34"	5.19"	7.07"	1.36"×5.15"×.09"	8.9
PC-11467	2.40"	5.51"	7.48"	2.12"	5.19"	7.07"	2.14"×5.15"×.09"	10.0
PC-11468	3.15"	5.51"	7.48"	2.91"	5.19"	7.07"	2.93"×5.15"×.09"	11.2
PC-11469	1.57"	7.87"	11.02"	1.34"	7.63"	10.61"	1.36"×7.59"×.09"	16.2
PC-11470	2.40"	7.87"	11.02"	2.12"	7.63"	10.61"	2.14"×7.59"×.09"	18.3
PC-11471	3.15"	7.87"	11.02"	2.91"	7.63"	10.61"	2.93"×7.59"×.09"	20.4

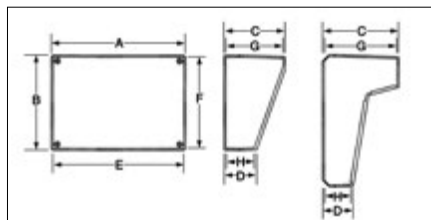

\*Reference only - Request drawing for internal configuration and dimensions.

### STYLE F Molded in PCB mounting bosses. Three versions.

- **Version #1:** Light gray ABS covers with rear mounted dark gray ABS cable access panel and natural finish aluminum sloped panel. UL94-HB flammability rating.
- **Version #2:** Light gray ABS covers with horizontal insert area in top cover, rear mounted dark gray ABS cable access panel, and natural finish aluminum sloped panel. UL94-HB flammability rating.
- **Version #3:** Light gray ABS covers with vertical panel space in top cover, rear mounted dark gray ABS cable access panel, and natural finish aluminum panels in both vertical and sloped areas. UL94-HB flammability rating.


Model No.	Version	External Dimensions				Internal Dimensions*				Wt. Oz.
		A	B	C	D	E	F	G	H	
PC-11491	1	8.70"	6.15"	3.94"	2.10"	8.34"	5.85"	3.54"	1.82"	17.2
PC-11493	2	9.00"	8.50"	3.00"	1.98"	8.13"	7.65"	2.76"	1.68"	21.0
PC-11495	3	9.00"	8.50"	5.00"	1.98"	8.13"	7.65"	4.73"	1.68"	24.4

\*Reference only - Request drawing for internal configuration and dimensions.



### STYLE G

This is a four-piece box including the base, cover, and two end panels. Unique, contemporary styling with rounded corners and edges. Durable, self-extinguishing, ABS plastic material with UL94-5VA flammability rating. Mar-resistant textured surface. Internal PCB mounting bosses. Base is securely attached to the cover with four color matched screws. **Standard color:** Black




Model Number	External				Internal			Wt. Oz.
	A	B	C	D	E	F	G	
PC-11535	5.00"	3.80"	1.50"	.55"	4.73"	3.60"	1.29"	4.2
PC-11555	5.50"	5.25"	1.63"	.55"	5.23"	5.05"	1.41"	6.2
PC-11565	6.75"	6.25"	1.63"	.55"	6.49"	6.06"	1.41"	8.9

\*Reference only - Request drawing for internal configuration and dimensions.

### STYLE H

This contemporary styled enclosure features a unique interlocking design that allows it to be stacked several high without slipping. Removable front and rear panels accommodate easy modification, and internal bosses allow for PCB mounting. Enclosure is made of ABS plastic in black finish with a UL94V-0 flammability rating.



Model Number	External				Internal			Wt. Oz.
	A	B	C	D	E	F	G	
PC-11640	9.18"	5.25"	1.68"	.88"	8.81"	5.40"	1.20"	8.7
PC-11645	9.18"	5.25"	2.36"	.88"	8.81"	5.40"	1.88"	10.5

\*Reference only - Request drawing for internal configuration and dimensions.

### STYLE I

Enclosure features unique, contemporary styling with rounded edges. Time-saving snap-together four-piece design includes internal PCB mounting bosses on lid. Base and lid have textured surface, and recessed area in end panels has textured surface. ABS plastic material has UL94-HB flammability rating. Standard colors are light gray base and lid, gray end panels.



Model Number	External				Internal		
	A	B	C	D	E	F	G
PC-11475	4.13"	1.61"	1.00"	.50"	4.00"	1.48"	0.85"
PC-11476	5.12"	3.00"	1.18"	.59"	4.96"	2.83"	1.02"
PC-11477	6.10"	3.62"	1.16"	.58"	5.90"	3.42"	0.94"
PC-11478	7.87"	4.76"	1.57"	.79"	7.64"	4.52"	1.34"

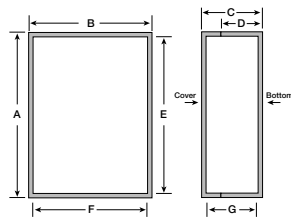
\*Reference only - Request drawing for internal configuration and dimensions.

PLASTIC BOXES  
**PLASTICASE**



**STYLE M**

Sleek, rounded styling gives contemporary look to desktop, benchtop, and control-box devices. Optional external mounting flanges in base allow for wall- or equipment-mounting. Durable ABS plastic offers UL94-HB flammability rating. Has mar-resistant textured surface and optional internal PCB mounting bosses. Cover attaches to base with four screws.



Model No.	Internal Base Mounting Bosses	External Base Mounting Flanges	External Dimensions				Internal Dimensions		
			A	B	C	D	E	F	G
PT-11850-PMB	Yes	No	3.08"	2.08"	1.00"	.07"	2.93"	1.93"	.85"
PT-11850-PXX	No	No	3.08"	2.08"	1.00"	.07"	2.93"	1.93"	.85"
PT-11851-PMB	Yes	No	3.08"	2.08"	1.59"	.58"	2.93"	1.93"	1.45"
PT-11851-FMB	Yes	Yes	3.08"	2.08"	1.59"	.58"	2.93"	1.93"	1.45"
PT-11852-PMB	Yes	No	4.11"	2.23"	1.00"	.07"	3.96"	2.07"	.84"
PT-11852-PXX	No	No	4.11"	2.23"	1.00"	.07"	3.96"	2.07"	.84"
PT-11853-PMB	Yes	No	4.11"	2.23"	1.59"	.58"	3.96"	2.07"	1.45"
PT-11853-FMB	Yes	Yes	4.11"	2.23"	1.59"	.58"	3.96"	2.07"	1.45"

PLASTIC BOXES

**PI SERIES**



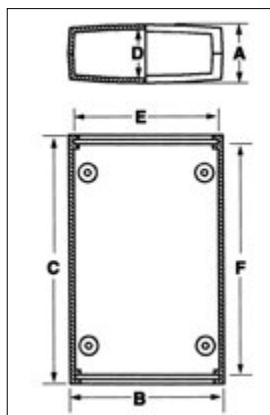
The line of molded enclosures is ideally suited for instrumentation and telecommunications equipment from hand-held to desktop sizes. Available in twelve sizes and two versions.

Version #1 - Dark gray ABS covers with light gray ABS end panels. UL94V-0 flammability rating.

Version #2 - Light gray ABS covers with dark gray ABS end panels. UL94-HB flammability rating.

**DESIGN FEATURES**

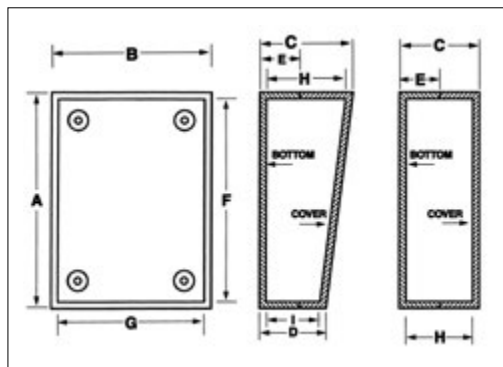
- Designed to IP 54 of IEC 529
- Two-part design with tongue and groove joint between top and bottom covers and specially designed end panels
- Internal guide slots provided for vertical mounting of PCBs
- Internal bosses provided for horizontal mounting of PCBs
- Top and bottom covers are lightly textured providing a scratch-resistant, high quality finish
- Four screws are countersunk in the bottom cover and thread into internal bosses, which secure the top cover and end panels



Model Number		External Dimensions			Internal Dimensions*			Panel Size	Weight Oz.
Version 1	Version 2	A	B	C	D	E	F		
PI-1900	PI-1900-LG	.63"	1.97"	3.54"	.47"	1.64"	3.12"	.46" x 1.72" x .11"	1.7
PI-1901	PI-1901-LG	.94"	1.97"	3.54"	.78"	1.64"	3.12"	.77" x 1.72" x .11"	1.7
PI-1902	PI-1902-LG	1.26"	1.97"	3.54"	1.10"	1.64"	3.12"	1.09" x 1.72" x .11"	2.2
PI-1903	PI-1903-LG	1.18"	2.36"	4.72"	1.02"	1.99"	4.25"	.93" x 1.95" x .13"	2.7
PI-1904	PI-1904-LG	1.57"	2.36"	4.72"	1.41"	1.99"	4.25"	1.32" x 1.95" x .13"	3.2
PI-1905	PI-1905-LG	1.97"	2.36"	4.72"	1.81"	1.99"	4.25"	1.72" x 1.95" x .13"	4.0
PI-1906	PI-1906-LG	1.18"	3.15"	5.91"	1.02"	2.78"	5.46"	.93" x 2.74" x .13"	4.5
PI-1907	PI-1907-LG	1.77"	3.15"	5.91"	1.61"	2.78"	5.46"	1.52" x 2.74" x .13"	5.2
PI-1908	PI-1908-LG	2.36"	3.15"	5.91"	2.20"	2.78"	5.46"	2.11" x 1.66" x .13"	5.5
PI-1909	PI-1909-LG	1.57"	3.94"	7.48"	1.41"	3.48"	6.92"	1.29" x 3.45" x .13"	7.0
PI-1910	PI-1910-LG	2.36"	3.94"	7.48"	2.20"	3.48"	6.92"	2.06" x 3.45" x .13"	9.5
PI-1911	PI-1911-LG	3.15"	3.94"	7.48"	2.99"	3.48"	6.92"	2.86" x 3.45" x .13"	10.5

\*Reference only - Request drawing for internal configuration and dimensions

# PLASTIBOX



Available in a variety of styles and sizes, these functional utility enclosures are made from UL-rated, high impact plastics, with a scratch resistant finish.

Available in two types of finishes with or without battery compartments. Refer to the following prefix description to ensure proper ordering:

PS - Textured body with smooth top insert.

PT - Textured body with textured top.

PBS - Textured body with smooth top insert and 9-volt battery compartment.

PSS - Textured body with smooth top and end panels.

PSP - Textured body with smooth top and sloped panels.

Contact Bud factory for optional colors, materials, EMI/RFI shielding, and custom modifications.



Styles A & B have squared corners, provisions for mounting horizontal and vertical PCBs, and four non-skid feet. ABS plastic, UL94-HB flammability rating. Available in black (-B) or gray (-G).

**Optional accessories:** Perimeter Gasket Kit: Available for Styles A & B in most sizes to provide an effective barrier to outside environments

OPTIONAL ACCESSORIES	
Perimeter Gasket	Fits Model Numbers
PG-1172	PT-11308, PT -11372
PG-1176	PBS-11327, PT-11388, PS-11292, PBS-11294

## STYLE A

Model Number	External					Internal*				Wt. Oz.
	A	B	C	D	E	F	G	H	I	
PT-11308	3.62"	2.25"	1.50"	N/A	.70"	3.32"	1.94"	1.30"	N/A	2.5
PBS-11327	5.62"	3.25"	1.50"	N/A	.70"	5.32"	2.94"	1.30"	N/A	4.5
PS-11339	9.50"	6.34"	1.50"	N/A	.70"	9.19"	6.03"	1.30"	N/A	8.5
PT-11372	3.62"	2.25"	2.50"	N/A	.70"	3.29"	1.94"	2.30"	N/A	3.0
PT-11388	5.62"	3.25"	2.48"	N/A	.70"	5.32"	2.94"	2.28"	N/A	5.0

\*Reference Only - Request a drawing for Internal configuration and dimensions.

## STYLE B

Model Number	External					Internal*				Wt. Oz.
	A	B	C	D	E	F	G	H	I	
PS-11292	5.62"	3.25"	1.50"	.98"	.70"	5.32"	2.94"	1.20"	.78"	3.5
PBS-11294	5.62"	3.25"	1.50"	.98"	.70"	5.32"	2.94"	1.20"	.78"	4.0
PSS-11350	4.88"	6.88"	2.45"	1.54"	.70"	4.48"	6.48"	2.25"	1.34"	6.5

\*Reference Only - Request a drawing for Internal configuration and dimensions.



Styles C & D have rounded corners and edges, and come with four non-skid feet. Interior is plain with no molded-in PCB mounting, allowing for more usable space. Optional universal mounting bosses are available (see optional accessories). PC Bone Gray Polystyrene plastic, UL94-HB flammability rating.

**Mounting Boss Kit:** Model No. PMB-11282. Universal PC board mounting bosses, for Styles C & D, fit into .130" dia. holes in PC board and can be glued to inside of PlastiBox.

## STYLE C

Model Number	External					Internal*				Wt. Oz.
	A	B	C	D	E	F	G	H	I	
PBS-11273	6.30"	3.75"	1.41"	N/A	.75"	6.08"	3.53"	1.14"	N/A	5.0
PS-11276	6.30"	3.75"	1.41"	N/A	.75"	6.08"	3.53"	1.14"	N/A	5.0

\*Reference Only - Request a drawing for Internal configuration and dimensions.

## STYLE D

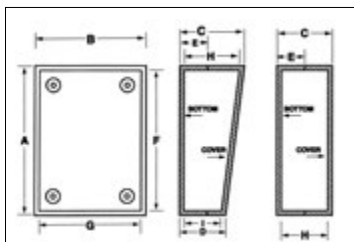
Model Number	External					Internal*				Wt. Oz.
	A	B	C	D	E	F	G	H	I	
PBS-11275	6.30"	3.75"	1.41"	1.13"	.75"	6.08"	3.53"	1.14"	.86"	5.0
PS-11279	6.30"	3.75"	1.41"	1.13"	.75"	6.08"	3.53"	1.14"	.86"	5.0

\*Reference Only - Request a drawing for Internal configuration and dimensions.


# PLASTIC BOXES

## PLASTIBOX

Styles E, F, and G have square corners and provisions for mounting horizontal and vertical PCBs. ABS plastic, UL94-HB flammability rating. Available in black (-B) or gray (-G).



Style H has rounded corners and edges, provisions for mounting horizontal PCBs, and optional molded-in external wall mounting brackets (to order, add suffix -MB to order number). ABS plastic, UL94-5VA flammability rating. Available in black (other colors available upon request).



Unique, contemporary styling with rounded corners and edges. Durable, self-extinguishing, ABS plastic material with UL94-5VA flammability rating. Mar resistant textured surface. Internal PCB mounting bosses. Base is securely attached to the cover with four color matched screws. This is a three-piece box including the base, cover, and end panel.

**Standard color:** Black.



### STYLE E

Model Number	External					Internal*				Wt. Oz.
	A	B	C	D	E	F	G	H	I	
PS-11502	5.27"	7.44"	2.15"	1.27"	.75"	4.94"	7.10"	1.98"	1.10"	7.8
PS-11505	7.44"	5.27"	2.15"	1.27"	.75"	7.10"	4.94"	1.98"	1.10"	7.8

\*Reference Only - Request a drawing for Internal configuration and dimensions.

### STYLE F

Model Number	External					Internal*				Wt. Oz.
	A	B	C	D	E	F	G	H	I	
PS-11521	3.62"	2.25"	1.01"	N/A	.72"	3.32"	1.94"	.81"	N/A	2.0
PBS-11532	4.37"	3.25"	1.52"	N/A	.70"	4.07"	2.94"	1.32"	N/A	3.5
PS-11533	4.37"	3.25"	1.52"	N/A	.70"	4.07"	2.94"	1.32"	N/A	3.5
PS-11543	5.62"	3.25"	1.52"	N/A	.71"	6.57"	4.57"	1.32"	N/A	4.0
PS-11553	6.87"	4.87"	1.52"	N/A	.71"	6.57"	4.57"	1.32"	N/A	6.5
PT-11557	6.87"	4.87"	2.52"	N/A	.71"	6.57"	4.57"	2.32"	N/A	8.5

\*Reference Only - Request a drawing for Internal configuration and dimensions.

### STYLE G

Model Number	External					Internal*				Wt. Oz.
	A	B	C	D	E	F	G	H	I	
PSP-11563	5.90"	3.74"	1.93"	1.12"	.56"	5.66"	3.50"	1.66"	.85"	5.1
PSP-11572†	7.49"	4.14"	2.31"	1.32"	.71"	7.25"	3.90"	2.11"	1.05"	7.2
PSP-11573	7.49"	4.14"	2.31"	1.32"	.71"	7.25"	3.90"	2.11"	1.05"	7.0

\*Reference Only - Request a drawing for Internal configuration and dimensions.  
†With battery compartment

### STYLE H

Model Number	External					Internal				Wt. Oz.
	A	B	C	D	E	F	G	H	I	
PT-11630	4.00"	2.00"	1.12"	N/A	.75"	3.49"	1.49"	.90"	N/A	3.0
PT-11642	4.25"	2.62"	1.25"	N/A	.65"	4.05"	2.42"	1.05"	N/A	2.9
PT-11653	5.62"	3.25"	1.12"	N/A	.65"	5.42"	3.05"	.92"	N/A	3.7
PT-11657	5.62"	3.25"	1.38"	N/A	.75"	5.42"	3.05"	1.16"	N/A	4.2
PT-11664	6.00"	4.00"	1.12"	N/A	.65"	5.80"	3.80"	.92"	N/A	4.3
PT-11668	6.00"	4.00"	1.50"	N/A	.75"	5.80"	3.80"	1.29"	N/A	5.2
PT-11670	6.50"	2.88"	1.13"	N/A	.75"	6.29"	2.77"	0.90"	N/A	4.0

\*Reference only - Request drawing for internal configuration and dimensions.

### STYLE I

Model Number	Feature Disp. Window	External				Internal			Wt. Oz.
		A	B	C	D	E	F	G	
PT-11743	No	3.00"	4.00"	1.38"	.41"	3.80"	2.75"	1.17"	2.5
PT-11754	No	4.00"	5.50"	1.38"	.41"	5.30"	3.78"	1.17"	4.2
PT-11754-DW	Yes	4.00"	5.50"	1.38"	.41"	5.30"	3.78"	1.17"	4.2
PT-11785	No	5.00"	5.50"	1.75"	.54"	7.23"	4.76"	1.55"	7.3
PT-11785-MP	No	5.00"	7.50"	1.75"	.54"	7.23"	4.76"	1.55"	7.3

\*Reference only - Request drawing for internal configuration and dimensions.

# PLASTIC BOXES

## PLASTIBOX



PT-11801

Model No.	External Dimensions L × W × H	Weight (Oz.)
PT-11800	8.25" × 5.00" × 3.00"	17.9
PT-11801	8.25" × 5.00" × 4.33"	20.1

### STYLE J

- Robust plastic electronic enclosure designed to meet NEMA 4X and IP65 specifications
- Made from flame retardant black ABS plastic with UL94-5VA flammability rating
- Easily removable cover screws into threaded brass inserts in base
- (8) PCB mounting bosses in base (PT-11801 has an additional 6 mounting bosses inside elevated cover)
- Molded in flanges allow easy wall or panel mounting without having to open enclosure
- Finish is textured matte black

### ACCESSORIES


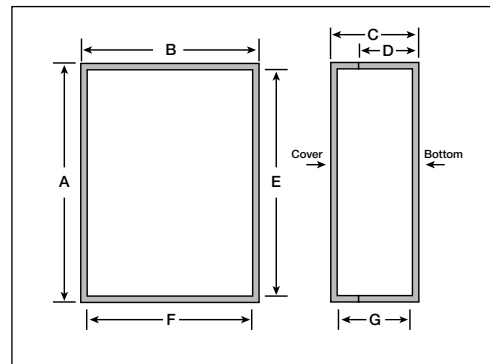
- HH-3449 (Clip for [1] 9V battery)
- HH-3630 (Holder for [2] AAA batteries)
- HH-3631 (Holder for [4] AAA batteries)
- HH-3632 (Holder for [2] AA batteries)
- HH-3633 (Holder for [4] AA batteries)



Model No.	Color	Cable Entry	External Dimensions			Internal Dimensions		
			A	B	C	E	F	G
PTH-11810-B	Black	1 Way	3.58"	3.11"	1.77"	3.13	2.68	1.57
PTH-11810-G	Gray	1 Way	3.58"	3.11"	1.77"	3.13	2.68	1.57
PTH-11811-B	Black	2 Way	3.58"	4.80"	1.77"	3.13	4.37	2.52
PTH-11811-G	Gray	2 Way	3.58"	4.80"	1.77"	3.13	4.37	2.52

### STYLE K

Time-saving, hinged, snap-closed cover is easily opened by hand. Rubber inserts are easily cut to allow cable entry ports. Durable ABS plastic offers UL94-HB flammability rating. Has mar-resistant textured surface and internal PCB mounting bosses.



Model No.	External Dimensions				Internal Dimensions		
	A	B	C	D	E	F	G
PT-11820	7.40"	5.24"	2.22"	.75"	7.19	5.00	Sloped

### STYLE L

Desktop enclosure with sloping cover has two-piece, screw-together construction and internal PCB mounting bosses. Durable, bone gray ABS plastic offers UL94-HB flammability rating. Mar-resistant textured surface includes recessed area in cover.





House PCBs and other components in this stylish utility enclosure. The PW Series is molded of quality ABS plastic that is flame-retardant rated as both UL94-V0 and UL94-5VA. It consists of a body and a screw-down cover. Four mounting bosses simplify PCB installation. The smooth cover models are ideal for UV-cured full-color printing, which Bud can supply on request.

There are four variations:

- Cover has a smooth surface, no mounting flanges. (Models with no suffix)
- Cover has a smooth surface, comes with mounting flanges. (Models ending in MB)
- Cover has mar-resistant textured surface, no mounting flanges. (Models ending in T)
- Cover has mar-resistant textured surface, comes with mounting flanges. (Models ending in TMB)

Model No.	External Dimensions	Internal Dimensions
PW-12848		
PW-12848-T	4.00" × 4.00" × 1.85"	3.80" × 3.80" × 1.65"
PW-12848-MB		
PW-12848-TMB		
PW-12846		
PW-12846-T	4.50" × 3.38" × 1.85"	4.30" × 3.18" × 1.65"
PW-12846-MB		
PW-12846-TMB		
PW-12847		
PW-12847-T	5.25" × 3.75" × 1.97"	5.05" × 3.55" × 1.77"
PW-12847-MB		
PW-12847-TMB		
PW-12849		
PW-12849-T	6.00" × 4.38" × 1.97"	5.80" × 4.18" × 1.77"
PW-12849-MB		
PW-12849-TMB		
PW-12850		
PW-12850-T	7.25" × 5.00" × 2.22"	7.05" × 4.80" × 2.02"
PW-12850-MB		
PW-12850-TMB		

**DESIGN FEATURES**

- Made from black ABS plastic
- Meets both UL94-5VA and UL94-V0 flammability ratings
- Designed for indoor use
- Stylish rounded design
- PCB mounting bosses in base
- Thread-forming cover screws
- Smooth area on cover suitable for optional direct UV cured printing

**PWX Series**


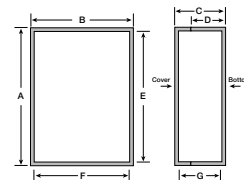
Aluminum internal panels for PW Series ABS enclosures



Model No.	Dimensions	Use With
PWX-12846	4.27" × 3.15" × 0.06"	PW-12846 Series
PWX-12847	5.02" × 3.52" × 0.06"	PW-12847 Series
PWX-12848	3.77" × 3.77" × 0.06"	PW-12848 Series
PWX-12849	5.77" × 4.15" × 0.06"	PW-12849 Series
PWX-12850	7.02" × 4.77" × 0.06"	PW-12850 Series



# HAND-HELD PLASTIC




Model No.	External Dimensions				Internal Dimensions		
	A	B	C	D	E	F	G
HP-3649-B	2.62"	2.60"	1.10"	0.35"	2.38"	2.38"	0.87"

## STYLE 1

Compact, ergonomic design has recessed top suitable for label or keypad, and convenient internal PCB mounting bosses. Made from durable, black ABS plastic with UL94-HB flammability rating. Comes complete with top cover, bottom cover, and assembly hardware. Molded-in holes accept optional belt clip.

### OPTIONAL ACCESSORIES

- HH-3595-BCB (Black Belt Clip)
- HH-3449 (Clip for (1) 9V battery)
- HH-3630 (Holder for (2) AAA batteries)
- HH-3632 (Holder for (2) AA batteries)



Model No.	External Dimensions				Internal Dimensions			Optional IR Panel
	A	B	C	D	E	F	G	
HP-3650-B	2.62"	2.60"	1.10"	0.55"	2.31"	2.37"	0.87"	HP-3645
HP-3651-B	3.62"	2.60"	1.10"	0.55"	3.32"	2.37"	0.87"	HP-3645
HP-3652-B*	4.38"	2.95"	0.99"	0.49"	4.04"	2.71"	0.78"	HP-3647
HP-3653-B	4.49"	1.41"	1.02"	0.51"	4.20"	1.20"	0.78"	HP-3648
HP-3654-B	5.51"	2.60"	1.10"	0.55"	5.18"	2.37"	0.87"	HP-3645


\* Specifically designed for smart card readers.

## STYLE 2

Compact, ergonomic design features removable panels for each end that allows for easy modification. Its recessed top is suitable for label or keypad, and it has convenient internal PCB mounting bosses. Made from durable, black ABS plastic with UL94-HB flammability rating. Comes complete with top cover, bottom cover, end panels, and assembly hardware. Molded-in holes accept optional belt clip.

### OPTIONAL ACCESSORIES

- HP-3645 Transparent red lens (See table)
- HP-3647 Transparent red lens (See table)
- HP-3648 Transparent red lens (See table)
- HH-3595-BCB (Black Belt Clip)
- HH-3630 (Holder for (2) AAA batteries)
- HH-3632 (Holder for (2) AA batteries) excludes HP-3653-B



Model No.	External Dimensions				Internal Dimensions			Optional IR Panel
	A	B	C	D	E	F	G	
HP-3660-B*	3.62"	2.60"	0.83"	0.35"	3.34"	2.40"	0.59"	HP-3646
HP-3661-B	3.62"	2.60"	1.10"	0.35"	3.34"	2.40"	0.86"	HP-3645
HP-3662-B*	4.41"	2.60"	0.83"	0.35"	4.13"	2.39"	0.58"	HP-3646
HP-3663-B	4.41"	2.60"	1.10"	0.35"	4.13"	2.39"	0.85"	HP-3645
HP-3664-B	5.51"	2.60"	1.10"	0.35"	5.23"	2.38"	0.86"	HP-3645

\* Low profile design only allows for (2) AAA batteries.

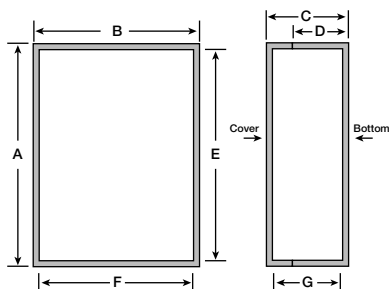
## STYLE 3

Compact, ergonomic design features battery door and a removable panel for one end that allows for easy modification. Its recessed top is suitable for label or keypad, and it has convenient internal PCB mounting bosses. Made from durable, black ABS plastic with UL94-HB flammability rating. Comes complete with top cover, bottom cover, end panel, and assembly hardware. Molded-in holes accept optional belt clip.

### OPTIONAL ACCESSORIES

- HP-3645 Transparent red lens (See table)
- HP-3646 Transparent red lens (See table)
- HH-3449 (Clip for (1) 9V battery) excludes HP-3660 and HP-3662
- HH-3630 (Holder for (2) AAA batteries) excludes HP-3660-B
- HH-3632 (Holder for (2) AA batteries) excludes HP-3660-B and HP-3662-B
- HH-3595-BCB (Black Belt Clip)

# PLASTIC BOXES UTILIBOX



Bud's Utilibox is the ultimate value in plastic utility boxes. Now available in a variety of styles and sizes. Contact Bud factory for optional colors, material, EMI/RFI shielding, and custom modification.

Model Number		Recessed w/Clear Cover	External Dimensions				Internal Dimensions*			Wt. Oz.
Textured	Recessed		A	B	C	D	E	F	G	
CU-3281	CUR-3281	CUR-3281-C	4.60"	3.10"	1.87"	1.75"	4.34"	2.84"	1.67"	4.8
CU-3282	CUR-3282	CUR-3282-C	4.60"	4.60"	2.37"	2.25"	4.34"	4.34"	2.17"	6.8
CU-3283	CUR-3283	CUR-3283-C	6.10"	4.60"	2.37"	2.25"	5.84"	4.34"	2.17"	8.8
CU-3284	CUR-3284	CUR-3284-C	7.60"	4.60"	2.37"	2.25"	7.34"	4.34"	2.17"	10.8
CU-3285	CUR-3285	CUR-3285-C	8.25"	5.15"	3.12"	3.00"	7.99"	4.89"	2.92"	16.0
CU-3286	CUR-3286	CUR-3286-C	10.15"	6.15"	3.13"	3.00"	9.75"	5.75"	2.90"	21.0
CU-3287	CUR-3287	CUR-3287-C	6.10"	4.60"	1.37"	1.25"	5.84"	4.34"	1.17"	5.9

Dimensions are ±.01" \*Reference only - Request drawing for internal configuration and dimensions.  
Optional molded-in mounting brackets are available. To order, add -MB suffix to catalog number (add .5 oz.)



### DESIGN FEATURES FOR STYLE A:

- Available in three versions:
  - Textured - Textured finish, optional molded-in mounting bracket
  - Recessed - Textured finish, .010" recessed area in lid, optional molded-in mounting bracket
  - Recessed clear cover with smooth finish
- ABS plastic with a flammability rating of UL94-5VA (UL94V-0 for CUR-3281, -3282, -3283, -3284 and -3287 versions; UL94V-2 for clear cover)
- Comes with close-fitting interlocking lid and assembly hardware
- Finish:** Black

Model Number	External Dimensions				Internal Dimensions*			Wt. Oz.
	A	B	C	D	E	F	G	
CU-741	2.26"	1.51"	.78"	.68"	1.35"	2.10"	.60"	1.0
CU-742	3.00"	2.50"	1.00"	.90"	2.80"	2.30"	.80"	2.0
CU-743	5.00"	2.50"	1.02"	.90"	4.80"	2.30"	.80"	2.5
CU-744	3.00"	2.50"	1.60"	1.50"	2.80"	2.30"	1.40"	2.5
CU-745	5.00"	2.50"	1.62"	1.50"	4.80"	2.30"	1.40"	3.5

Dimensions are ±.01" \*Reference only - Request drawing for internal configuration and dimensions.  
Optional molded-in mounting brackets are available. To order, add -MB suffix to catalog number (add .5 oz.)




### DESIGN FEATURES FOR STYLE D:

- Polystyrene plastic, UL94-HB flammability rating
- Comes with close-fitting interlocking lid and assembly hardware
- Provisions for mounting horizontal PCB
- Finish:** Black

Model Number	External Dimensions			Internal Dimensions*			Wt. Oz.
	A	B	D	E	F	G	
CU-789	3.05"	2.05"	.90"	2.86"	1.86"	.77"	1.2
CU-790	3.08"	2.08"	1.50"	2.86"	1.86"	1.33"	1.5
CU-791	3.08"	3.08"	1.50"	2.86"	2.86"	1.33"	1.5
CU-792	4.05"	1.80"	1.00"	3.86"	1.40"	.87"	2.0
CU-793	4.10"	2.23"	2.00"	3.86"	1.98"	1.86"	2.5
CUR-793	4.10"	2.23"	2.00"	3.86"	1.98"	1.86"	2.5
CU-794	4.10"	2.23"	.90"	3.92"	2.04"	.76"	2.0
CU-795	4.47"	3.22"	2.00"	4.17"	2.92"	1.80"	3.0

Optional molded-in mounting brackets are available. To order, add -MB suffix to catalog number (add .5 oz.)



### DESIGN FEATURES FOR STYLE E:

- ABS plastic UL94V-0 flammability rating
- Comes with close-fitting interlocking lid and assembly hardware
- CUR prefixed parts available with .015" deep recessed area
- Finish:** Black

Model Number	External Dimensions				Internal Dimensions*			Wt. Oz.
	A	B	C	D	E	F	G	
CU-1872	3.73"	1.88"	1.48"	1.09"	3.42"	1.57"	1.28"	2.0
CU-1874	5.30"	2.94"	1.95"	1.60"	5.01"	2.65"	1.75"	4.0

Dimensions are ±.01" \*Reference only - Request drawing for internal configuration and dimensions.



### DESIGN FEATURES FOR STYLE F:

- ABS plastic, UL94-HB flammability rating
- Comes with close-fitting interlocking lid and assembly hardware
- Provisions for mounting horizontal and vertical PCB
- Finish:** Black (B) or Gray (G)

# PLASTIC BOXES UTILIBOX

## DESIGN FEATURES FOR STYLE G:

- ABS plastic, UL94V-0 flammability rating
- Comes with close-fitting interlocking lid and assembly hardware
- Horizontal PCB mounting bosses
- **Finish:** Black



## DESIGN FEATURES FOR STYLE H:

- ABS plastic UL94V-0 flammability rating
- Comes with close-fitting interlocking lid and assembly hardware
- Horizontal PCB mounting bosses
- **Finish:** Black



Model Number	External Dimensions				Internal Dimensions*			Wt. Oz.
	A	B	C	D	E	F	G	
CU-387	5.59"	4.34"	1.84"	1.75"	5.32"	4.07"	1.66"	5.6
CU-388	4.31"	3.06"	1.46"	1.37"	4.10"	2.85"	1.30"	2.6
CU-389	5.07"	3.57"	1.59"	1.50"	4.85"	3.35"	1.42"	3.5

Dimensions are ±.01" \*Reference only - Request drawing for internal configuration and dimensions.  
Optional molded-in mounting brackets are available. To order, add -MB suffix to catalog number (add .5 oz.)

Model Number	External Dimensions				Internal Dimensions*			Wt. Oz.
	A	B	C	D	E	F	G	
CU-1470	3.07"	2.10"	1.49"	.90"	2.86"	1.86"	1.33"	1.5
CU-1471	3.07"	2.10"	2.09"	.90"	2.86"	1.86"	1.93"	1.8
CU-1472	3.07"	3.10"	2.09"	1.50"	2.86"	2.86"	1.93"	3.0
CU-1473	4.05"	1.80"	1.27"	1.00"	3.86"	1.61"	1.11"	3.5
CU-1474	4.10"	2.25"	1.49"	.90"	3.86"	2.04"	1.33"	4.0
CU-1475	4.10"	2.25"	2.59"	2.00"	3.86"	1.98"	2.43"	4.3
CU-1476	4.47"	3.25"	2.70"	2.00"	4.17"	2.92"	2.54"	4.8

Dimensions are ±.01" \*Reference only - Request drawing for internal configuration and dimensions.  
Optional molded-in mounting brackets are available. To order, add -MB suffix to catalog number (add .5 oz.)


## DESIGN FEATURES FOR STYLE I:

- Textured surface makes it more mar-resistant
- Flush-mounted black-colored screws improve looks
- Insert in top allows for easy modification
- Durable ABS plastic, UL94-5VA flammability rating
- Internal PCB mounting bosses
- **Finish:** Black



## DESIGN FEATURES FOR STYLE J:

- ABS plastic, UL94-HB flammability rating
- Internal PCB card guides accept both horizontal and vertical boards
- Grid pattern on underside of cover for modification reference points
- **Finish:** Black



Model Number	External Dimensions				Internal Dimensions*			Wt. Oz.
	A	B	C	D	E	F	G	
CU-3240	3.33"	2.48"	1.10"	1.00"	3.09"	2.22"	.90"	2.1
CU-3241	2.54"	2.54"	1.00"	.90"	2.30"	2.30"	.86"	1.6
CU-3242	3.35"	3.35"	1.35"	1.25"	3.09"	3.09"	1.21"	2.9
CU-3243	4.21"	2.85"	1.10"	1.00"	3.96"	2.61"	.96"	2.8
CU-3244	4.60"	3.35"	1.35"	1.25"	4.34"	3.09"	1.21"	3.7
CU-3245	5.60"	3.85"	1.35"	1.25"	5.34"	3.59"	1.21"	4.9
CU-1476	4.47"	3.25"	2.70"	2.00"	4.17"	2.92"	2.54"	4.8

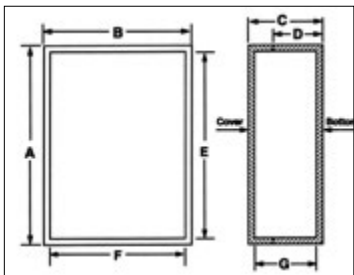
Dimensions are ±.01" \*Reference only - Request drawing for internal configuration and dimensions.  
Optional molded-in mounting brackets are available. To order, add -MB suffix to catalog number (add .5 oz.)

Model Number	External Dimensions				Internal Dimensions*			Wt. Oz.
	A	B	C	D	E	F	G	
CU-1941	3.27"	2.13"	1.20"	1.12"	3.10"	1.96"	1.06"	1.3
CU-1943	5.12"	2.68"	1.71"	1.61"	4.88"	2.43"	1.54"	3.1
CU-1945	6.21"	3.76"	2.09"	2.00"	5.93"	3.47"	1.87"	5.9
CU-1947	7.77"	4.45"	2.48"	2.38"	7.44"	4.12"	2.26"	9.1

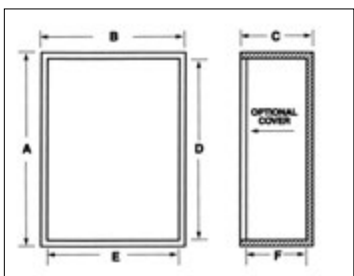
Dimensions are ±.01" \*Reference only - Request drawing for internal configuration and dimensions.  
Optional molded-in mounting brackets are available. To order, add -MB suffix to catalog number (add .5 oz.)

### Guide for Utilibox

Styles A, D, F, G, H, I, J, K



### Guide for Utilibox Styles B, E



## DESIGN FEATURES FOR STYLE K:

- ABS plastic, UL94-HB flammability rating
- Three versions available
  - Version 1 – press-fit cover, molded-in wire entry points
  - Version 2 – screwed-on cover, molded-in wire entry points, and recessed area for decal
  - Version 3 – snap-fit cover, and wire entry port
- Molded-in external wall/panel mounting tabs
- **Finish:** Black



Model Number	Version	External Dimensions				Internal Dimensions*			Wt. Oz.
		A	B	C	D	E	F	G	
CU-1950	1	2.56"	1.50"	.85"	.79"	2.38"	1.32"	.72"	0.7
CU-1951	1	2.56"	1.50"	1.05"	.98"	2.38"	1.32"	.91"	0.8
CU-1952	1	2.83"	1.73"	.85"	.79"	2.66"	1.56"	.72"	0.8
CU-1953	1	2.83"	1.73"	1.05"	.98"	2.66"	1.56"	.91"	0.9
CU-1954	2	3.23"	2.24"	1.33"	1.14"	3.03"	2.04"	1.14"	1.6
CU-1955	3	3.48"	2.69"	1.29"	1.29"	3.28"	2.49"	1.16"	2.1

Dimensions are ±.01" \*Reference only - Request drawing for internal configuration and dimensions.



## STYLE L

### DESIGN FEATURES FOR STYLE L

- Flame retardant ABS plastic with UL94V-0 flammability rating. Suggested service temperature  $-20^{\circ}\text{C}$  to  $+70^{\circ}\text{C}$ .
- Comes with close fitting interlocking screw-on and assembly hardware.
- Horizontal PCB mounting bosses.
- Molded-in mounting brackets.
- **Finish:** Fine Textured Black – well suited for silk-screening or pad printing. Special colors available on request.

Model Number	External Dimensions		
	L	W	D
CU-1931-MB	3.12"	2.10"	1.08"
CU-1933-MB	3.12"	2.13"	1.58"
CU-1935-MB	3.11"	3.10"	.95"
CU-1937-MB	3.11"	3.13"	1.56"

\*Reference only - Request drawing for internal configuration and dimensions.

## SNAP UTILITY BOX




### DESIGN FEATURES

- Sturdy, cost-effective design
- Suitable for small printed circuit board use or as a potting box
- Snap fit cover for easy assembly
- Flanged base with mounting holes for wall mounting
- Cable outlets are designed into the cover and can be cut open easily
- Material: high impact ABS UL94-HB ( $-20^{\circ}$  to  $+70^{\circ}\text{C}$ )
- Available in black (pantone black u) and white (pantone 420c)
- ABS or polycarbonate: UL94-V0 rating is available upon request and minimum order size.

Model No.		Box External Dimensions			Shipping Weight (lb.)
Black	White	L (in)	W (in)	D (in)	
CU-18420-B	CU-18420-W	1.97	1.38	0.87	0.007
CU-18421-B	CU-18421-W	1.97	1.97	0.67	0.009
CU-18422-B	CU-18422-W	1.97	1.97	1.06	0.011
CU-18423-B	CU-18423-W	2.76	1.97	0.67	0.012
CU-18424-B	CU-18424-W	2.76	1.97	1.16	0.015
CU-18425-B	CU-18425-W	2.76	1.97	1.65	0.017
CU-18426-B	CU-18426-W	3.54	1.77	1.08	0.016
CU-18427-B	CU-18427-W	4.13	2.76	0.81	0.023
CU-18428-B	CU-18428-W	4.13	2.76	1.40	0.028
CU-18429-B	CU-18429-W	4.13	2.76	1.99	0.031
CU-18430-B	CU-18430-W	3.15	3.15	0.93	0.022
CU-18431-B	CU-18431-W	3.15	3.15	1.71	0.028

# USB ENCLOSURE



**NEW SIZE**



Pocket-size enclosure is designed specifically for USB applications. It features a time-saving, snap-together three-piece design, and smooth surfaces with recesses in both halves.

### DESIGN FEATURES

- Gray Color: Durable self-extinguishing ABS plastic material with UL94-HB flammability rating.
- Clear Color: Durable self-extinguishing Polycarbonate plastic material with UL94V-HB flammability rating.


Model No.	Color	External Dimensions	Internal Dimensions
USB-7201-C	Clear	2.80" × 0.91" × 0.34"	1.77" × 0.75" × 0.26"
USB-7201-G	Gray	2.80" × 0.91" × 0.34"	1.77" × 0.75" × 0.26"
USB-7202-C	Clear	2.03" × 0.70" × 0.34"	1.30" × 0.56" × 0.18"
USB-7202-G	Gray	2.03" × 0.70" × 0.34"	1.30" × 0.56" × 0.18"

### USB-7208

#### USB ENCLOSURE SERIES

- USB Type-A 4-pin connector
- Fits models USB-7201-C and USB-7201-G USB enclosures

# POWER PLUG BOX

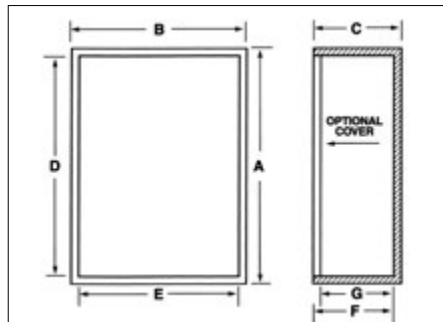


Enclosure for devices mounted in a standard 125VAC power plug. Includes integral 125 VAC plug with through-hole solder terminals inside and external mounting flange in base. Durable ABS plastic has UL94V-0 flammability rating. Internal PCB mounting bosses in base. Cover is securely attached to the base with four matched screws.

Model No.	Color	External Dimensions			Internal Dimensions			
		A	B	C	D	E	F	G
PPB-11860-BK	Black	3.08"	2.08"	1.65"	.50"	2.93"	1.93"	1.50"
PPB-11860-WT	White	3.08"	2.08"	1.65"	.50"	2.93"	1.93"	1.50"
PPB-11861-BK	Black	4.11"	2.23"	1.65"	.50"	3.96"	2.07"	1.50"
PPB-11861-WT	White	4.11"	2.23"	1.65"	.50"	3.96"	2.07"	1.50"



# POTTING BOXES



Available in 3 styles and a variety of sizes, these low-cost enclosures are made of tough, lightweight ABS thermoplastic.

- Flammability rating: UL94V-0 (UL94-HB new sizes only).
- Optional close-fitting covers are available in all sizes.

**FINISH**

- Black


**SHIPPED**

- Packages of 10 per Model Number (\*Packages of 25 per Model Number)


Model No. Pkg. of 10 (*Pkg. of 25)		EXTERNAL DIM.			INTERNAL DIM.*				Potting Box Cover Pkg. of 10 (*Pkg. of 25)
Style A	Wt. (Oz.)	A	B	C	D	E	F	G	
PB-1558	5	2.00"	1.50"	1.00"	1.86"	1.36"	.93"	.84"	PBC-1558-CN
PB-1559	10.5	3.00"	2.00"	1.50"	2.86"	1.86"	1.43"	1.34"	PBC-1575-C
PB-1560*	1.2	.79"	.79"	.51"	.73"	.73"	.48"	.45"	PBC-1560-C*
PB-1561*	3.3	1.97"	.52"	.59"	1.87"	.42"	.54"	.50"	PBC-1561-C*
PB-1562*	3.2	.97"	.97"	.97"	.89"	.89"	.93"	.89"	PBC-1562-C*
PB-1563*	5.1	1.57"	1.57"	.78"	1.49"	1.49"	.74"	.70"	PBC-1563-C*
PB-1564*	5.0	1.80"	1.20"	.63"	1.70"	1.10"	.58"	.56"	PBC-1564-C*
PB-1565*	15.7	2.72"	1.90"	1.37"	2.62"	1.80"	1.32"	1.25"	PBC-1565-C*
PB-1574	10	2.00"	2.00"	1.50"	1.86"	1.86"	1.43"	1.34"	PBC-1574-C
PB-1575	9.5	3.00"	2.00"	.90"	2.86"	1.86"	.83"	.76"	PBC-1575-C
PB-1576	13	3.00"	3.00"	1.50"	2.86"	2.86"	1.41"	1.36"	PBC-1576-C
PB-1577	2.5	1.00"	1.00"	.75"	.88"	.88"	.69"	.61"	PBC-1577-C
PB-1578	15	4.00"	2.12"	2.00"	3.86"	1.98"	1.93"	1.86"	PBC-1578-C
PB-1579	3	1.50"	1.25"	.80"	1.36"	1.11"	.73"	.66"	PBC-1579-C
PB-1580	11	4.00"	1.75"	1.00"	3.86"	1.61"	.93"	.86"	PBC-1580-C
PB-1581	3	2.09"	1.25"	.44"	1.95"	1.11"	.37"	.30"	PBC-1581-C
PB-1582	12	4.00"	2.12"	.90"	3.86"	1.98"	.83"	.76"	PBC-1578-C
PB-1583	28	4.37"	3.12"	2.00"	4.17"	2.92"	1.90"	1.79"	PBC-1583-C

Reference only - Request drawing for internal configuration and dimensions


**STYLE A**



**STYLE B**



**STYLE C**



Model No. (Pkg. of 10)		EXTERNAL DIM.			INTERNAL DIM.*				Potting Box Cover (Pkg of 10)
Style B	Wt.(Oz.)	A	B	C	D	E	F	G	
PB-1558-TF	5.5	2.00"	1.50"	1.00"	1.86"	1.36"	.93"	.84"	PBC-1558-CN
PB-1559-TF	12	3.00"	2.00"	1.50"	2.86"	1.86"	1.43"	1.34"	PBC-1575-C
PB-1574-TF	10.5	2.00"	2.00"	1.50"	1.86"	1.86"	1.43"	1.34"	PBC-1574-C
PB-1575-TF	10	3.00"	2.00"	.90"	2.86"	1.86"	.83"	.76"	PBC-1575-C
PB-1576-TF	15	3.00"	3.00"	1.50"	2.86"	2.86"	1.41"	1.36"	PBC-1576-C
PB-1577-TF	3	1.00"	1.00"	.75"	.88"	.88"	.69"	.61"	PBC-1577-C
PB-1578-TF	15.5	4.00"	2.12"	2.00"	3.86"	1.98"	1.93"	1.86"	PBC-1578-C
PB-1579-TF	3.5	1.50"	1.25"	.80"	1.36"	1.11"	.73"	.66"	PBC-1579-C
PB-1580-TF	11.5	4.00"	1.75"	1.00"	3.86"	1.61"	.93"	.86"	PBC-1580-C
PB-1581-TF	3	2.09"	1.25"	.44"	1.95"	1.11"	.37"	.30"	PBC-1581-C
PB-1582-TF	12.5	4.00"	2.12"	.90"	3.86"	1.98"	.83"	.76"	PBC-1578-C
PB-1583-TF	30	4.37"	3.12"	2.00"	4.17"	2.92"	1.90"	1.79"	PBC-1583-C

Reference only - Request drawing for internal configuration and dimensions

Model No. (Pkg. of 10)		EXTERNAL DIM.			INTERNAL DIM.*				Potting Box Cover (Pkg of 10)
Style C	Wt.(Oz.)	A	B	C	D	E	F	G	
PB-1549-BF	13	3.05"	3.05"	.88"	2.89"	2.89"	.79"	.70"	PBC-1576-CN
PB-1553-BF	6	3.05"	2.05"	.50"	2.90"	1.90"	.43"	.37"	PBC-1559-C
PB-1554-BF	9	3.05"	2.05"	1.00"	2.90"	1.90"	.93"	.87"	PBC-1559-C
PB-1558-BF	6.5	2.00"	1.50"	1.00"	1.87"	1.37"	.93"	.84"	PBC-1558-C
PB-1559-BF	13.5	3.05"	2.05"	1.50"	2.90"	1.90"	1.43"	1.37"	PBC-1559-C
PB-1574-BF	10.5	2.00"	2.00"	1.50"	1.90"	1.90"	1.43"	1.37"	PBC-1574-CN
PB-1576-BF	15	3.00"	3.00"	1.50"	2.90"	2.90"	1.41"	1.32"	PBC-1576-CN
PB-1577-BF	3	1.00"	1.00"	.75"	.91"	.91"	.69"	.61"	PBC-1577-CN

Reference only - Request drawing for internal configuration and dimensions

# INDEX BY CATALOG NUMBERS (in alphabetical sequence)

Catalog No.	Page	Catalog No.	Page	Catalog No.	Page	Catalog No.	Page	Catalog No.	Page	Catalog No.	Page
60-2380	20	AN-1305-A	46	ANX-1390-G	47	BB-32621	82	C-1557	38	CN-5713	49
60-2381	20	AN-1306-A	46	ANX-91300	48	BB-32622	83	C-1584	38	CN-5714	49
295	23	AN-1307-A	46	ANX-91301	48	BB-32623	83	C-1585	38	CN-6702	49
307	23	AN-1308-A	46	ANX-91302	48	BBP-32701	83	C-1586	38	CN-6703	49
851-DLH	23	AN-1309-A	46	ANX-91304	48	BC-14210	26	C-1587	38	CN-6704	49
3313	23	AN-1310-A	46	ANX-91305	48	BC-14215	26	C-1588	38	CN-6705	49
7346	23	AN-1311-A	46	ANX-91306	48	BC-32625	82	C-1892	38	CN-6706	49
9260	23	AN-1312-A	46	ANX-91307	48	BC-32626	84	C-1893	38	CN-6707	49
9261	23	AN-1313-A	46	ANX-91309	48	BC-32627	84	C-1894	38	CN-6708	49
9621	23	AN-1314-A	46	ANX-91310	48	BC-32628	84	C-1896	38	CN-6709	49
AB-1851	17	AN-1315-A	46	ANX-91311	48	BC-32629	84	C-14242	25	CN-6710	49
AB-1852	17	AN-1316-A	46	ANX-91312	48	BC-32670	84	C-14243	25	CN-6711	49
AB-8089	10	AN-1317-A	46	ANX-91313	48	BC-32671	84	C-14244	25	CS-11202	37
AC-401	35	AN-1318-A	46	ANX-91315	48	BC-32672	84	C-14245	25	CS-11204	37
AC-402	35	AN-1319-A	46	ANX-91316	48	BC-32673	84	C-14430	25	CS-11206	37
AC-403	35	AN-1320-A	46	ANX-91318	48	BC-32674	84	C-14431	25	CS-11208	37
AC-404	35	AN-1321-A	46	ANX-91319	48	BC-32675	84	C-14432	25	CS-11210	37
AC-405	35	AN-1322-A	46	ANX-91320	48	BC-32676	84	C-14440	25	CS-11212	37
AC-406	35	AN-1323-A	46	ANX-91321	48	BC-32677	84	C-14441	25	CS-11214	37
AC-407	35	AN-2800-A	47	ANX-91322	48	BC-32678	84	C-14442	25	CS-11216	37
AC-408	35	AN-2801-A	47	ANX-91323	48	BG-32618	82	CB-1370	35	CS-11221	32
AC-409	35	AN-2802-A	47	ANX-93801	48	BPA-1502	35	CB-1371	35	CS-11225	32
AC-411	35	AN-2803-A	47	ANX-93805	48	BPA-1504	35	CB-1372	35	CS-11227	32
AC-412	35	AN-2804-A	47	ANX-93809	48	BPA-1505	35	CB-1373	35	CS-11230	32
AC-413	35	AN-2805-A	47	ANX-93813	48	BPA-1507	35	CB-1374	35	CSA-11262	37
AC-414	35	AN-2806-A	47	ANX-93817	48	BPA-1513	35	CB-1375	35	CSA-11264	37
AC-415	35	AN-2807-A	47	ANX-93821	48	BPA-1514	35	CB-1376	35	CSA-11266	37
AC-416	35	AN-2808-A	47	ANX-93825	48	BPA-1515	35	CB-1377	35	CSB-1351	15
AC-418	35	AN-2809-A	47	ANX-93829	48	BPA-1516	35	CC-5190	17	CSB-1352	15
AC-419	35	AN-2810-A	47	ANX-93833	48	BPA-1517	35	CC-5191	17	CSB-1353	15
AC-420	35	AN-2811-A	47	ARR-1272	8	BPA-1518	35	CCP-11708	76	CSB-1354	15
AC-421	35	AN-2812-A	47	ARR-1276	8	BPA-1519	35	CCP-11710	76	CSB-1355	15
AC-423	35	AN-2813-A	47	ARR-1294	8	BPA-1520	35	CH-14400	25	CSB-8180	15
AC-424	35	AN-2814-A	47	ARR-1296	8	BPA-1522	35	CH-14401	25	CSB-8181	15
AC-427	35	AN-2815-A	47	AS-5000-A	14	BPA-1523	35	CH-14402	25	CSC-11242	37
AC-428	35	AN-2816-A	47	AS-5001-A	14	BPA-1524	35	CH-14403	25	CSC-11244	37
AC-429	35	AN-2817-A	47	AS-5002-A	14	BPA-1527	35	CH-14404	25	CSC-11246	37
AC-430	35	AN-2818-A	47	AS-5004-A	14	BPA-1528	35	CM-1195	16	CSC-11248	37
AC-431	35	AN-2819-A	47	AS-5042-A	14	BPA-1529	35	CM-1196	16	CSH-11280	37
AC-433	35	AN-2820-A	47	ATX-10501	50	BPA-1530	35	CM-1197	16	CU-123	44
AC-1402	35	AN-2821-A	47	ATX-10503	50	BPA-1531	35	CM-1220	16	CU-124	44
AC-1404	35	AN-2822-A	47	ATX-10505	50	BPA-1589	35	CM-1221	16	CU-234	44
AC-1405	35	AN-2823-A	47	ATX-10506	50	BPA-1590	35	CM-1223	16	CU-247	44
AC-1407	35	AN-2900	48	ATX-10507	50	BPA-1591	35	CM-1225	16	CU-341-A	32
AC-1413	35	AN-2901	48	ATX-10509	50	BPA-1592	35	CM-1227	16	CU-347	44
AC-1414	35	ANS-3801	45	ATX-10510	50	BPA-1593	35	CM-2200	15	CU-387	99
AC-1416	35	ANS-3801-B	45	ATX-10512	50	BPA-1594	35	CM-2201	15	CU-388	99
AC-1418	35	ANS-3803	45	ATX-10515	50	BPA-1595	35	CM-2202	15	CU-389	99
AC-1419	35	ANS-3803-B	45	ATX-10519	50	BPA-1596	35	CM-2220	17	CU-452-A	32
AC-1421	35	ANS-3805	45	AU-1028	31	BPA-1597	35	CM-2221	17	CU-465	32
AC-1422	35	ANS-3805-B	45	AU-1029	31	BPA-1598	35	CMR-8040	11	CU-470	44
AC-1424	35	ANS-3807	45	AU-1039	31	BPM-22260	78	CMS-2208-B	15	CU-471	44
AC-1426	35	ANS-3807-B	45	AU-1040	31	BPM-22261	78	CMS-2212-B	15	CU-472	44
AC-1427	35	ANS-3809	45	AU-1083	31	BRP-12202	1	CMS-2218-B	15	CU-473	44
AC-1428	35	ANS-3809-B	45	BAS-5106	14	BRP-12206	1	CN-5700	49	CU-474	44
AC-1429	35	ANS-3811	45	BAS-5107	14	BRP-12208	1	CN-5701	49	CU-475	44
AC-1430	35	ANS-3811-B	45	BAS-5108	14	BRP-12212	1	CN-5702	49	CU-476	44
AC-1431	35	ANS-3813	45	BB-1800	30	BRP-12216	1	CN-5703	49	CU-477	44
AIO-11111	61	ANS-3813-B	45	BB-1801	30	BRP-12218	1	CN-5704	49	CU-478	44
AIO-11112	61	ANS-3815	45	BB-1802	30	BT-2723	75	CN-5705	49	CU-479	44
AN-13XX-A	46	ANS-3815-B	45	BB-1803	30	BT-2724	75	CN-5706	49	CU-482-A	32
AN-28XX-A	47	ANS-3817	45	BB-1804	30	BT-2725	75	CN-5707	49	CU-585	32
AN-1300-A	46	ANS-3817-B	45	BB-1806	30	BT-2727	75	CN-5708	49	CU-587	32
AN-1301-A	46	ANS-3819	45	BB-1807	30	BT-2734	75	CN-5709	49	CU-592-A	32
AN-1302-A	46	ANS-3819-B	45	BB-1808	30	BT-2740	75	CN-5710	49	CU-622-A	32
AN-1303-A	46	ANX-1390	47	BB-1809	30	BT-2742	75	CN-5711	49	CU-712-A	32
AN-1304-A	46	ANX-1390-B	47	BB-32620	82	C-1555	38	CN-5712	49	CU-728	31

# INDEX BY CATALOG NUMBERS (in alphabetical sequence)

Catalog No.	Page	Catalog No.	Page	Catalog No.	Page	Catalog No.	Page	Catalog No.	Page	Catalog No.	Page
CU-729	31	CU-3011-A	34	CU-18430-W	100	DMB-4772-IRC	80	DPX-287063	56	ER-16556	5
CU-741	98	CU-3240	99	CU-18431-B	100	DMB-4773	80	DPX-287064	56	ER-16561	5
CU-742	98	CU-3241	99	CU-18431-W	100	DMB-4773-CB	81	DPX-287071	56	ER-16562	5
CU-743	98	CU-3242	99	CUR-793	98	DMB-4773-CC	80	DPX-287072	56	ER-16563	5
CU-744	98	CU-3243	99	CUR-3281	98	DMB-4773-IRC	80	DPX-287073	56	ER-16564	5
CU-745	98	CU-3244	99	CUR-3281-C	98	DMB-4773-TG	80	DPX-287074	56	ER-16565	5
CU-789	98	CU-3245	99	CUR-3282	98	DMB-4774	80	DPX-287081	56	ER-16566	5
CU-790	98	CU-3281	98	CUR-3282-C	98	DMB-4774-CB	81	DPX-287082	56	ER-16571	5
CU-791	98	CU-3282	98	CUR-3283	98	DMB-4774-CC	80	DPX-287083	56	ER-16572	5
CU-792	98	CU-3283	98	CUR-3283-C	98	DMB-4774-IRC	80	DPX-287084	56	ER-16573	5
CU-793	98	CU-3284	98	CUR-3284	98	DMB-4775-CB	81	DPX-287091	56	ER-16574	5
CU-794	98	CU-3285	98	CUR-3284-C	98	DMB-4775-CC	80	DPX-287092	56	ER-16575	5
CU-795	98	CU-3286	98	CUR-3285	98	DMB-4775-IRC	80	DPX-287093	56	ER-16576	5
CU-879	31	CU-3287	98	CUR-3285-C	98	DMX-4776	42	DPX-287094	56	ER-16592	5
CU-880	31	CU-4123	43	CUR-3286	98	DMX-4777	42	DPX-287101	56	ER-16593	5
CU-881	31	CU-4124	43	CUR-3286-C	98	DMX-4778	42	DPX-287102	56	ER-16594	3, 5
CU-882	31	CU-4234	43	CUR-3287	98	DMX-4779	42	DPX-287103	56	ER-16595	3, 5
CU-883	31	CU-4247	43	CUR-3287-C	98	DMX-4780	42	DPX-287104	56	ER-16596	3, 5
CU-1098	31	CU-4347	43	D-1722	19	DMX-4781	42	DPX-287121	56	ER-16602	5
CU-1099	31	CU-4470	43	D-1723	19	DMX-4785	42	DPX-287122	56	ER-16603	5
CU-1124	31	CU-4471	43	DB-4701	42	DNC-4796	81	DPX-287123	56	ER-16604	5
CU-1470	99	CU-4472	43	DB-4702	42	DNR-4790	81	DPX-287124	56	ER-16605	5
CU-1471	99	CU-4473	43	DB-4703	42	DPB-4760	42	DPX-287131	56	ER-16606	5
CU-1472	99	CU-4474	43	DB-4704	42	DPH-28706	54	DPX-287132	56	ER-16612	5
CU-1473	99	CU-4475	43	DB-4713	80	DPH-28706-C	54	DPX-287133	56	ER-16613	5
CU-1474	99	CU-4476	43	DB-4715	80	DPH-28707	54	DPX-287134	56	ER-16614	5
CU-1475	99	CU-4477	43	DB-4751	80	DPH-28707-C	54	DPX-287141	56	ER-16615	5
CU-1476	99	CU-4478	43	DB-4754	80	DPH-28708	54	DPX-287142	56	ER-16616	5
CU-1872	98	CU-4479	43	DC-8002	7	DPH-28708-C	54	DPX-287143	56	ER-16622	5
CU-1874	98	CU-5123	43	DC-8010	6	DPH-28709	54	DPX-287144	56	ER-16623	5
CU-1931-MB	100	CU-5124	43	DC-8035	11	DPH-28709-C	54	DR-8092	10	ER-16624	5
CU-1933-MB	100	CU-5234	43	DC-8050	7	DPH-28710	54	DR-8093	10	ER-16625	5
CU-1935-MB	100	CU-5247	43	DC-8075	7	DPH-28710-C	54	DR-8094	10	ER-16626	5
CU-1937-MB	100	CU-5347	43	DC-8076	7	DPH-28711	54	DT-17400	19	ER-16652	5
CU-1941	99	CU-5470	43	DC-8078	7	DPH-28711-C	54	EB-1781	16	ER-16653	5
CU-1943	99	CU-5471	43	DCH-11920	70	DPH-28712	54	EC-9902	29	ER-16654	5
CU-1945	99	CU-5472	43	DCH-11921	70	DPH-28712-C	54	EC-9903	29	ER-16655	5
CU-1947	99	CU-5473	43	DCH-11922	70	DPH-28713	54	EC-9904	29	ER-16656	5
CU-1950	99	CU-5474	43	DCH-11923	70	DPH-28713-C	54	EC-9905	29	ER-16662	5
CU-1951	99	CU-5475	43	DCH-11924	70	DPH-28714	54	EC-9906	29	ER-16663	5
CU-1952	99	CU-5476	43	DCS-11900	70	DPH-28714-C	54	ER-16502	5	ER-16664	5
CU-1953	99	CU-5477	43	DCS-11901	70	DPS-28706	55	ER-16503	5	ER-16665	5
CU-1954	99	CU-5478	43	DCS-11902	70	DPS-28706-C	55	ER-16504	5	ER-16666	5
CU-1955	99	CU-5479	43	DCS-11903	70	DPS-28707	55	ER-16505	5	ER-16672	5
CU-2100-B	34	CU-7125	32	DCS-11904	70	DPS-28707-C	55	ER-16506	5	ER-16673	5
CU-2101-B	34	CU-7127	32	DD-2363	19	DPS-28708	55	ER-16511	5	ER-16674	5
CU-2102-B	34	CU-18420-B	100	DMB-4760-TG	80	DPS-28708-C	55	ER-16512	5	ER-16675	5
CU-2103-B	34	CU-18420-W	100	DMB-4761-TG	80	DPS-28709	55	ER-16513	5	ER-16676	5
CU-2104-B	34	CU-18421-B	100	DMB-4762-TG	80	DPS-28709-C	55	ER-16514	5	EX-4500	39
CU-2105-B	34	CU-18421-W	100	DMB-4764-MC	80	DPS-28710	55	ER-16515	5	EX-4501	39
CU-2106-B	34	CU-18422-B	100	DMB-4769	80	DPS-28710-C	55	ER-16516	5	EX-4502	39
CU-2107-B	34	CU-18422-W	100	DMB-4769-CB	81	DPS-28711	55	ER-16521	5	EX-4521	39
CU-2108-B	34	CU-18423-B	100	DMB-4769-CC	80	DPS-28711-C	55	ER-16522	5	EX-4522	39
CU-2109-B	34	CU-18423-W	100	DMB-4769-IRC	80	DPS-28712	55	ER-16523	5	EX-4523	39
CU-2110-B	34	CU-18424-B	100	DMB-4769-TG	80	DPS-28712-C	55	ER-16524	5	EX-4541	39
CU-2111-B	34	CU-18424-W	100	DMB-4770	80	DPS-28713	55	ER-16525	5	EX-4542	39
CU-3000-A	34	CU-18425-B	100	DMB-4770-CB	81	DPS-28713-C	55	ER-16526	5	EX-4543	39
CU-3001-A	34	CU-18425-W	100	DMB-4770-CC	80	DPS-28714	55	ER-16531	5	EXN-23350	40
CU-3002-A	34	CU-18426-B	100	DMB-4770-IRC	80	DPS-28714-C	55	ER-16532	5	EXN-23351	40
CU-3003-A	34	CU-18426-W	100	DMB-4770-T3	81	DPX-100-KIT	56	ER-16533	5	EXN-23352	40
CU-3004-A	34	CU-18427-B	100	DMB-4771	80	DPX-424-KIT	56	ER-16534	3, 5	EXN-23353	40
CU-3005-A	34	CU-18427-W	100	DMB-4771-CB	81	DPX-624-KIT	56	ER-16535	3, 5	EXN-23354	40
CU-3006-A	34	CU-18428-B	100	DMB-4771-CC	80	DPX-824-KIT	56	ER-16536	3, 5	EXN-23355	40
CU-3007-A	34	CU-18428-W	100	DMB-4771-IRC	80	DPX-1024-KIT	56	ER-16552	5	EXN-23356	40
CU-3008-A	34	CU-18429-B	100	DMB-4772	80	DPX-1224-KIT	56	ER-16553	5	EXN-23357	40
CU-3009-A	34	CU-18429-W	100	DMB-4772-CB	81	DPX-287061	56	ER-16554	5	EXN-23358	40
CU-3010-A	34	CU-18430-B	100	DMB-4772-CC	80	DPX-287062	56	ER-16555	5	EXN-23359	40

# INDEX BY CATALOG NUMBERS (in alphabetical sequence)

Catalog No.	Page	Catalog No.	Page	Catalog No.	Page	Catalog No.	Page	Catalog No.	Page	Catalog No.	Page
EXN-23360	40	HH-3421-BC	85	HP-3662-B	97	JB-3952-KO	36	N3R-5802	51	NBF-32004	59
EXN-23361	40	HH-3430-BCB	85	HP-3663-B	97	JB-3953	36	N3R-5803	51	NBF-32006	59
EXN-23362	40	HH-3430-BCG	85	HP-3664-B	97	JB-3953-KO	36	N3R-5804	51	NBF-32008	59
EXN-23363	40	HH-3431-BCB	85	HPG-14228	78	JB-3954	36	N3R-5805	51	NBF-32010	59
EXN-23364	40	HH-3431-BCG	85	HPG-142210	78	JB-3954-KO	36	N3R-5806	51	NBF-32012	59
EXN-23365	40	HH-3440-TS	85	HPG-142213	78	JB-3955	36	N3R-5807	51	NBF-32014	59
EXN-23366	40	HH-3441-G	85	HPG-142216	78	JB-3955-KO	36	N3R-5808	51	NBF-32016	59
EXN-23370-MBK	40	HH-3449	89	HPG-142219	78	JB-3956	36	NBA-10142	57	NBF-32018	59
EXN-23371-FET	40	HH-3451-TL	85	HPG-142222	78	JB-3956-KO	36	NBA-10144	57	NBF-32020	59
EXN-23420-PBS	40	HH-3463	85	HPG-142226	78	JB-3957	36	NBA-10148	57	NBF-32022	59
EXT-9162	41	HH-3464	85	HPG-142230	78	JB-3957-KO	36	NBA-10152	57	NBF-32024	59
EXT-9163	41	HH-3465	85	HW-8097	10	JB-3958	36	NBA-10156	57	NBF-32026	59
EXT-9164	41	HH-3466	85	HWB-1790	19	JB-3958-KO	36	NBA-10162	57	NBF-32028	59
EXT-9165	41	HH-3468	85	HWB-1792	19	JB-3959	36	NBA-10164	57	NBF-32030	59
EXT-9166	41	HH-3469	85	HWB-2792	19	JB-3959-KO	36	NBA-10168	57	NBF-32032	59
EXT-9167	41	HH-3470	85	IA-6160	30	JB-3960	36	NBA-10172	57	NBF-32034	59
EXT-9168	41	HH-3471	85	IA-6161	30	JB-3960-KO	36	NBA-10176	57	NBF-32036	59
F-3581	23	HH-3490	85	IA-6162	30	JB-3961	36	NBB-10240	57	NBF-32038	59
F-3599	23	HH-3492	86	IA-6163	30	JB-3961-KO	36	NBB-10241	57	NBF-32040	59
F-7264-A	23	HH-3494	86	IP-6130	31	JBH-4944-KO	36	NBB-10243	57	NBF-32042	59
F-7800-A	23	HH-3496	86	IP-6131	31	JBH-4945-KO	36	NBB-10245	57	NBF-32044	59
F-8038	23	HH-3497-BC	86	IP-6136	31	JBH-4953-KO	36	NBB-10247	57	NBF-32046	59
F-9653	23	HH-3498	86	IP-6137	31	JBH-4954-KO	36	NBB-10251	57	NBF-32102	59
FC-1283	12	HH-3499-BC	86	IP-6138	31	JBH-4955-KO	36	NBB-10253	57	NBF-32104	59
FG-1281	12	HH-3501	86	IPS-3901	45	JBH-4956-KO	36	NBB-10260	57	NBF-32106	59
FN-1280	12	HH-3502	86	IPS-3903	45	JBH-4957-KO	36	NBB-10261	57	NBF-32108	59
FN-1282	12	HH-3503	86	IPS-3905	45	JBH-4958-KO	36	NBB-10263	57	NBF-32114	59
FT-1170	12	HH-3504	86	IPS-3907	45	JBH-4959-KO	36	NBB-10265	57	NBF-32116	59
FT-1973	12	HH-3505	86	IPS-3909	45	JBH-4960-KO	36	NBB-10267	57	NBF-32118	59
FT-1976	12	HH-3510-B	88	IPS-3911	45	JBH-4961-KO	36	NBB-10271	57	NBF-32120	59
FT-1979	12, 13	HH-3510-BCB	88	IPS-3913	45	KS-1785	17	NBB-10273	57	NBF-32122	59
H-9110-B	24	HH-3510-BCG	88	IPS-3915	45	KS-1787	17	NBB-15240	57	NBF-32124	59
H-9111-B	24	HH-3510-G	88	IPS-3916	45	KS-1788	22	NBB-15243	57	NBF-32126	59
H-9112-B	24	HH-3524	87	IPS-3917	45	LH-9358	24	NBB-15245	57	NBF-32128	59
H-9113-B	24	HH-3529-BBK	87	IPS-3919	45	MB-1266	18	NBB-15247	57	NBF-32130	59
H-9114-B	24	HH-3529-BBL	87	IPS-3921	45	MB-1267	18	NBB-15253	57	NBF-32132	59
H-9116-B	24	HH-3529-BRD	87	IPS-3923	45	MB-1268	18	NBB-15260	57	NBF-32134	59
H-9160-B	24	HH-3535	87	IPS-3925	45	MB-1390-DG	72	NBB-22240	57	NBF-32136	59
H-9161-B	24	HH-3539-BBK	87	IPS-3927	45	MB-1390-LG	72	NBB-22241	57	NBF-32138	59
H-9168-B	24	HH-3539-BBL	87	IPS-3929	45	MB-14273	25	NBB-22243	57	NBF-32140	59
H-9170-B	24	HH-3539-BRD	87	IPS-3931	45	MD-1960	38	NBB-22245	57	NBF-32142	59
H-9174-B	24	HH-3550	86	IPS-3933	45	MD-1961	38	NBB-22247	57	NBF-32144	59
H-9176-B	24	HH-3570-B	86	IPS-3935	45	MD-1962	38	NBB-22251	57	NBF-32146	59
H-9177-B	24	HH-3570-G	86	IPV-1115	78	MNC-8085	28	NBB-22253	57	NBF-32202	59
H-9179-B	24	HH-3580-B	87	IPV-1116	78	MPG-2237	79	NBC-10352	58	NBF-32204	59
H-9180-B	24	HH-3580-BCB	87	IPV-65100-B	78	MPG-2239	79	NBD-10442	58	NBF-32206	59
H-9183-B	24	HH-3595-BCB	85	IPV-65100-W	78	MPG-22311	79	NBD-10445	58	NBF-32208	59
HC-14097	26	HH-3600-B	88	IPV-67101-B	78	MPG-22316	79	NBD-10449	58	NBF-32210	59
HC-14098	26	HH-3610-B	88	IPV-67121-B	78	MPG-22321	79	NBD-10452	58	NBF-32212	59
HC-14099	26	HH-3610-BCB	88	IPV-67161-B	78	MPG-22329	79	NBD-10456	58	NBF-32214	59
HC-14100	26	HH-3630	89	IPV-67181-B	78	MPG-22336	79	NBD-10462	58	NBF-32216	59
HC-14101	26	HH-3631	89	IPV-67321-B	78	MPG-22342	79	NBD-10465	58	NBF-32218	59
HC-14102	26	HH-3632	89	IPV-67322-B	78	MPG-22348	79	NBD-10469	58	NBF-32220	59
HC-14103	26	HH-3633	89	IPV-67501-B	78	MPG-223135	79	NBD-10472	58	NBF-32222	59
HC-14104	26	HH-3634	89	IPV-67501-G	78	MPX-501-A	50	NBD-10476	58	NBF-32224	59
HC-14105	26	HH-3640	89	IPV-67601-B	78	MPX-503-A	50	NBD-15442	58	NBF-32226	59
HC-14106	26	HH-3641	89	IPV-67601-G	78	MPX-505-A	50	NBD-15445	58	NBF-32228	59
HC-14107	26	HH-3642	89	IPV-67801-B	78	MPX-506-A	50	NBD-15449	58	NBF-32230	59
HC-14108	26	HH-3643	89	JB-3944	36	MPX-507-A	50	NBD-15452	58	NBF-32232	59
HC-14109	26	HP-3649-B	97	JB-3944-KO	36	MPX-509-A	50	NBD-15456	58	NBF-32234	59
HD-7600	75	HP-3650-B	97	JB-3945	36	MPX-510-A	50	NBE-10543	58	NBF-32236	59
HD-7602	75	HP-3651-B	97	JB-3945-KO	36	MPX-512-A	50	NBE-10547	58	NBF-32238	59
HH-3400-BC	85	HP-3652-B	97	JB-3950	36	MPX-515-A	50	NBE-10553	58	NBF-32240	59
HH-3401-BC	85	HP-3653-B	97	JB-3950-KO	36	MPX-519-A	50	NBE-10563	58	NBF-32242	59
HH-3420	85	HP-3654-B	97	JB-3951	36	MTX-4503	50	NBE-10567	58	NBF-32244	59
HH-3420-BC	85	HP-3660-B	97	JB-3951-KO	36	MTX-6512	50	NBE-10573	58	NBF-32246	59
HH-3421	85	HP-3661-B	97	JB-3952	36	N3R-5801	51	NBF-32002	59	NBF-32302	59



# INDEX BY CATALOG NUMBERS (in alphabetical sequence)

Catalog No.	Page	Catalog No.	Page	Catalog No.	Page	Catalog No.	Page	Catalog No.	Page	Catalog No.	Page
NBF-32304	59	NBX-10976-PL	60	NFL-6633	65	PB-1578	102	PC-11468	91	PIP-11774	65
NBF-32306	59	NBX-10977	62	NFL-6634	65	PB-1578-TF	102	PC-11469	91	PIP-11774-C	65
NBF-32308	59	NBX-10977-PL	60	NG-9511	79	PB-1579	102	PC-11470	91	PIP-11775	65
NBF-32310	59	NBX-10978	62	NG-9512	79	PB-1579-TF	102	PC-11471	91	PIP-11775-C	65
NBF-32312	59	NBX-10978-PL	60	NG-9513	79	PB-1580	102	PC-11475	91	PIP-11777	65
NBF-32314	59	NBX-10979	62	NG-9514	79	PB-1580-TF	102	PC-11476	91	PIP-11777-C	65
NBF-32316	59	NBX-10979-PL	60	NG-9515	79	PB-1581	102	PC-11477	91	PIX-4117	68
NBF-32318	59	NBX-10980	62	NG-9516	79	PB-1581-TF	102	PC-11478	91	PIX-11760	65
NBF-32320	59	NBX-10981	62	NG-9517	79	PB-1582	102	PC-11480	90	PIX-11760-P	65
NBF-32322	59	NBX-10981-PL	60	NHC-14150	26	PB-1582-TF	102	PC-11480-A	90	PIX-11766	65
NBF-32324	59	NBX-10982	62	NHC-14151	26	PB-1583	102	PC-11480-LG	90	PIX-11766-P	65
NBF-32326	59	NBX-10982-PL	60	NHC-14152	26	PB-1583-TF	102	PC-11480-LGA	90	PIX-11772	65
NBF-32328	59	NBX-10983	62	NHC-14153	26	PBB-11815-1	53	PC-11481	90	PIX-11772-P	65
NBF-32330	59	NBX-10984	60, 62	NHC-14154	26	PBB-11817-2	53	PC-11481-A	90	PIX-11775	65
NBF-32332	59	NBX-10984-PL	60	NHC-14155	26	PBB-11819-3	53	PC-11481-LG	90	PMB-11282	93
NBF-32334	59	NBX-10985	62	NHC-14156	26	PBB-11821-4	53	PC-11481-LGA	90	PMR-2331	15
NBF-32336	59	NBX-10985-PL	60	NHC-14157	26	PBB-11831-1	53	PC-11482	90	PMR-8088	10
NBF-32338	59	NBX-10986	62	PA-1101	22	PBB-11833-2	53	PC-11482-A	90	PMR-9448	15
NBF-32340	59	NBX-10986-PL	60	PA-1102	22	PBB-11835-3	53	PC-11482-LG	90	PMR-9449	15
NBF-32342	59	NBX-10987	62	PA-1103	22	PBB-11837-4	53	PC-11482-LGA	90	PMR-9450	15
NBF-32344	59	NBX-10987-PL	60	PA-1104	22	PBC-1558-C	102	PC-11491	91	PMR-9451	15
NBF-32346	59	NBX-10988	60, 62	PA-1105	22	PBC-1558-CN	102	PC-11493	91	PMR-9452	15
NBF-32402	59	NBX-10988-PL	60	PA-1106	22	PBC-1559-C	102	PC-11495	91	PMR-9453	15
NBF-32404	59	NBX-10990	62	PA-1107	22	PBC-1560-C	102	PC-11535	91	PMR-9454	15
NBF-32406	59	NBX-10990-PL	60	PA-1108	22	PBC-1561-C	102	PC-11555	91	PMR-9483	15
NBF-32408	59	NBX-10991	60, 62	PA-1109	22	PBC-1562-C	102	PC-11565	91	PMR-9484	15
NBF-32410	59	NBX-10992	62	PA-1110	22	PBC-1563-C	102	PC-11640	91	PN-1320	72
NBF-32412	59	NBX-10994	62	PA-1111	22	PBC-1564-C	102	PC-11645	91	PN-1320-A	71
NBF-32414	59	NBX-10994-PL	60	PA-1112	22	PBC-1565-C	102	PE-1600	16	PN-1320-AC	71
NBF-32416	59	NBX-10996	62	PA-1131	22	PBC-1574-C	102	PE-1601	16	PN-1320-ACMB	71
NBF-32418	59	NBX-10996-PL	60	PA-1132	22	PBC-1574-CN	102	PE-1602	16	PN-1320-AMB	71
NBF-32420	59	NBX-10997	62	PA-1133	22	PBC-1575-C	102	PG-1172	93	PN-1320-C	72
NBF-32422	59	NBX-10997-PL	60	PA-1134	22	PBC-1576-C	102	PG-1176	93	PN-1320-CMB	73
NBF-32424	59	NBX-10999	62	PA-1135	22	PBC-1576-CN	102	PI-1900	92	PN-1320-DG	72
NBF-32426	59	NBX-20010	61	PA-1136	22	PBC-1577-C	102	PI-1900-LG	92	PN-1320-DGMB	73
NBF-32428	59	NBX-20015	61	PA-1137	22	PBC-1577-CN	102	PI-1901	92	PN-1320-MB	73
NBF-32430	59	NBX-32902	60	PA-1138	22	PBC-1578-C	102	PI-1901-LG	92	PN-1321	72
NBF-32432	59	NBX-32902-PL	60	PA-1139	22	PBC-1579-C	102	PI-1902	92	PN-1321-A	71
NBF-32434	59	NBX-32904	60	PA-1140	22	PBC-1580-C	102	PI-1902-LG	92	PN-1321-AC	71
NBF-32436	59	NBX-32904-PL	60	PA-1141	22	PBC-1581-C	102	PI-1903	92	PN-1321-ACMB	71
NBF-32438	59	NBX-32906	60	PA-1142	22	PBC-1583-C	102	PI-1903-LG	92	PN-1321-AMB	71
NBF-32440	59	NBX-32906-PL	60	PB-1549-BF	102	PBS-11273	93	PI-1904	92	PN-1321-C	72
NBF-32442	59	NBX-32908	60	PB-1553-BF	102	PBS-11275	93	PI-1904-LG	92	PN-1321-CMB	73
NBF-32444	59	NBX-32908-PL	60	PB-1554-BF	102	PBS-11294	93	PI-1905	92	PN-1321-DG	72
NBF-32446	59	NBX-32912	60	PB-1558	102	PBS-11327	93	PI-1905-LG	92	PN-1321-DGMB	73
NBG-20010	61	NBX-32912-PL*	60	PB-1558-BF	102	PBS-11532	94	PI-1906	92	PN-1321-MB	73
NBG-20010-C	61	NBX-32914	60	PB-1558-TF	102	PC-11402	90	PI-1906-LG	92	PN-1322	72
NBG-20011	61	NBX-32914-PL*	60	PB-1559	102	PC-11403	90	PI-1907	92	PN-1322-A	71
NBG-20011-C	61	NBX-32916	60	PB-1559-BF	102	PC-11404	90	PI-1907-LG	92	PN-1322-AC	71
NBG-20015	61	NBX-32916-PL	60	PB-1559-TF	102	PC-11406	90	PI-1908	92	PN-1322-ACMB	71
NBG-20015-C	61	NBX-32926	60	PB-1560	102	PC-11408	90	PI-1908-LG	92	PN-1322-AMB	71
NBX-10910	78	NBX-32926-PL	60	PB-1561	102	PC-11410	90	PI-1909	92	PN-1322-C	72
NBX-10911	78	NBX-32928	60	PB-1562	102	PC-11412	90	PI-1909-LG	92	PN-1322-CMB	73
NBX-10915	68	NBX-32928-PL	60	PB-1563	102	PC-11414	90	PI-1910	92	PN-1322-DG	72
NBX-10920	68	NBX-32932	60	PB-1564	102	PC-11416	90	PI-1910-LG	92	PN-1322-DGMB	73
NBX-10922	68	NBX-32932-PL	60	PB-1565	102	PC-11418	90	PI-1911	92	PN-1322-MB	73
NBX-10924	68	NBX-32936	60	PB-1574	102	PC-11420	90	PI-1911-LG	92	PN-1323	72
NBX-10930	68	NBX-32936-PL	60	PB-1574-BF	102	PC-11432	90	PIP-11760	65	PN-1323-A	71
NBX-10950	60	NBX-32940	60	PB-1574-TF	102	PC-11438	90	PIP-11760-C	65	PN-1323-AC	71
NBX-10951	60	NF-6610	65	PB-1575	102	PC-11460	91	PIP-11763	65	PN-1323-ACMB	71
NBX-10952	60	NF-6611	65	PB-1575-TF	102	PC-11461	91	PIP-11763-C	65	PN-1323-AMB	71
NBX-10953	60	NF-6612	65	PB-1576	102	PC-11462	91	PIP-11766	65	PN-1323-C	72
NBX-10954	60	NF-6613	65	PB-1576-BF	102	PC-11463	91	PIP-11766-C	65	PN-1323-CMB	73
NBX-10970	68	NF-6614	65	PB-1576-TF	102	PC-11464	91	PIP-11767	65	PN-1323-DG	72
NBX-10975	62	NFL-6630	65	PB-1577	102	PC-11465	91	PIP-11767-C	65	PN-1323-DGMB	73
NBX-10975-PL	60	NFL-6631	65	PB-1577-BF	102	PC-11466	91	PIP-11772	65	PN-1323-MB	73
NBX-10976	62	NFL-6632	65	PB-1577-TF	102	PC-11467	91	PIP-11772-C	65	PN-1324	72



# INDEX BY CATALOG NUMBERS (in alphabetical sequence)

Catalog No.	Page	Catalog No.	Page	Catalog No.	Page	Catalog No.	Page	Catalog No.	Page	Catalog No.	Page
PN-1324-A	71	PN-1331-ACMB	71	PN-1339-A	71	PNX-91436	74	PT-11850-PMB	92	PTH-22758-LC	64
PN-1324-AC	71	PN-1331-AMB	71	PN-1339-AC	71	PNX-91438	74	PT-11850-PXX	92	PTH-22760-L	64
PN-1324-ACMB	71	PN-1331-C	72	PN-1339-C	72	PNX-91440	74	PT-11851-FMB	92	PTH-22760-LC	64
PN-1324-AMB	71	PN-1331-CMB	73	PN-1339-DG	72	PNX-91442	74	PT-11851-PMB	92	PTH-22762-L	64
PN-1324-C	72	PN-1331-DG	72	PN-1340	72	PNX-91444	74	PT-11852-PMB	92	PTH-22762-LC	64
PN-1324-CMB	73	PN-1331-DGMB	73	PN-1340-A	71	PNX-92600	74	PT-11852-PXX	92	PTH-22780-L	64
PN-1324-DG	72	PN-1331-MB	73	PN-1340-AC	71	PNX-92602	74	PT-11853-FMB	92	PTH-22780-LC	64
PN-1324-DGMB	73	PN-1332	72	PN-1340-C	72	PNX-92605	74	PT-11853-PMB	92	PTQ-11035	63
PN-1324-MB	73	PN-1332-A	71	PN-1340-DG	72	PNX-92607	74	PTH-11810-B	95	PTQ-11035-C	63
PN-1325	72	PN-1332-AC	71	PN-1341	72	POS-4	18	PTH-11810-G	95	PTQ-11038	63
PN-1325-A	71	PN-1332-ACMB	71	PN-1341-A	71	POS-4-S	18	PTH-11811-B	95	PTQ-11038-C	63
PN-1325-AC	71	PN-1332-AMB	71	PN-1341-AC	71	POS-6	18	PTH-11811-G	95	PTQ-11042	63
PN-1325-ACMB	71	PN-1332-C	72	PN-1341-C	72	POS-7	18	PTH-22422	64	PTQ-11042-C	63
PN-1325-AMB	71	PN-1332-CMB	73	PN-1341-DG	72	POS-7-S	18	PTH-22422-C	64	PTQ-11044	63
PN-1325-C	72	PN-1332-DG	72	PN-1342	72	POS-9	18	PTH-22426	64	PTQ-11044-C	63
PN-1325-CMB	73	PN-1332-DGMB	73	PN-1342-A	71	POS-9-S	18	PTH-22426-C	64	PTQ-11046	63
PN-1325-DG	72	PN-1332-MB	73	PN-1342-AC	71	POS-11	18	PTH-22428	64	PTQ-11046-C	63
PN-1325-DGMB	73	PN-1333	72	PN-1342-C	72	POS-11-S	18	PTH-22428-C	64	PTQ-11047	63
PN-1325-MB	73	PN-1333-A	71	PN-1342-DG	72	POS-66	18	PTH-22430	64	PTQ-11047-C	63
PN-1326	72	PN-1333-AC	71	PN-1343	72	POS-194-S	18	PTH-22430-C	64	PTQ-11048	63
PN-1326-A	71	PN-1333-ACMB	71	PN-1343-A	71	POS-195-S	18	PTH-22432	64	PTQ-11048-C	63
PN-1326-AC	71	PN-1333-AMB	71	PN-1343-AC	71	PPB-11860-BK	101	PTH-22432-C	64	PTQ-11050	63
PN-1326-C	72	PN-1333-C	72	PN-1343-C	72	PPB-11860-WT	101	PTH-22436	64	PTQ-11050-C	63
PN-1326-DG	72	PN-1333-CMB	73	PN-1343-DG	72	PPB-11861-BK	101	PTH-22436-C	64	PTQ-11051	63
PN-1327	72	PN-1333-DG	72	PN-1344	72	PPB-11861-WT	101	PTH-22438	64	PTQ-11051-C	63
PN-1327-A	71	PN-1333-DGMB	73	PN-1344-A	71	PRM-14460	26	PTH-22438-C	64	PTQ-11052	63
PN-1327-AC	71	PN-1333-MB	73	PN-1344-AC	71	PRM-14462	26	PTH-22440	64	PTQ-11052-C	63
PN-1327-ACMB	71	PN-1334	72	PN-1344-C	72	PRM-14464	26	PTH-22440-C	64	PTQ-11055	63
PN-1327-AMB	71	PN-1334-A	71	PN-1344-DG	72	PS-11276	93	PTH-22442	64	PTQ-11055-C	63
PN-1327-C	72	PN-1334-AC	71	PNR-2600	72	PS-11279	93	PTH-22442-C	64	PTQ-11057	63
PN-1327-CMB	73	PN-1334-ACMB	71	PNR-2600-C	72	PS-11292	93	PTH-22446	64	PTQ-11057-C	63
PN-1327-DG	72	PN-1334-AMB	71	PNR-2600-DG	72	PS-11339	93	PTH-22446-C	64	PTQ-11058	63
PN-1327-DGMB	73	PN-1334-C	72	PNR-2601	72	PS-11502	94	PTH-22448	64	PTQ-11058-C	63
PN-1327-MB	73	PN-1334-DG	72	PNR-2601-C	72	PS-11505	94	PTH-22448-C	64	PTQ-11059	63
PN-1328	72	PN-1335	72	PNR-2601-DG	72	PS-11521	94	PTH-22450	64	PTQ-11059-C	63
PN-1328-A	71	PN-1335-A	71	PNR-2602	72	PS-11533	94	PTH-22450-C	64	PTQ-11062	63
PN-1328-AC	71	PN-1335-AC	71	PNR-2602-C	72	PS-11543	94	PTH-22456	64	PTQ-11062-C	63
PN-1328-ACMB	71	PN-1335-ACMB	71	PNR-2602-DG	72	PS-11553	94	PTH-22456-C	64	PTQ-11064	63
PN-1328-AMB	71	PN-1335-AMB	71	PNR-2603	72	PS-11594-B	82	PTH-22458	64	PTQ-11064-C	63
PN-1328-C	72	PN-1335-C	72	PNR-2603-C	72	PS-11594-C	82	PTH-22458-C	64	PTQ-11066	63
PN-1328-CMB	73	PN-1335-DG	72	PNR-2603-DG	72	PS-11594-W	82	PTH-22460	64	PTQ-11066-C	63
PN-1328-DG	72	PN-1336	72	PNR-2604	72	PS-11595-B	82	PTH-22460-C	64	PTQ-11068	63
PN-1328-DGMB	73	PN-1336-A	71	PNR-2604-C	72	PS-11595-C	82	PTH-22462	64	PTQ-11068-C	63
PN-1328-MB	73	PN-1336-AC	71	PNR-2604-DG	72	PS-11595-W	82	PTH-22462-C	64	PTQ-11070	63
PN-1329	72	PN-1336-ACMB	71	PNR-2605	72	PS-11596-B	82	PTH-22480	64	PTQ-11070-C	63
PN-1329-A	71	PN-1336-AMB	71	PNR-2605-C	72	PSP-11563	94	PTH-22480-C	64	PTQ-11072	63
PN-1329-AC	71	PN-1336-C	72	PNR-2605-DG	72	PSP-11572	94	PTH-22490	64	PTQ-11072-C	63
PN-1329-ACMB	71	PN-1336-CMB	73	PNR-2606	72	PSP-11573	94	PTH-22490-C	64	PTQ-11073	63
PN-1329-AMB	71	PN-1336-DG	72	PNR-2606-C	72	PSS-11350	93	PTH-22492	64	PTQ-11073-C	63
PN-1329-C	72	PN-1336-DGMB	73	PNR-2606-DG	72	PT-11308	93	PTH-22492-C	64	PTQ-11076	63
PN-1329-CMB	73	PN-1336-MB	73	PNR-2607	72	PT-11372	93	PTH-22496	64	PTQ-11076-C	63
PN-1329-DG	72	PN-1337	72	PNR-2607-C	72	PT-11388	93	PTH-22496-C	64	PTQ-11077	63
PN-1329-DGMB	73	PN-1337-A	71	PNR-2607-DG	72	PT-11557	94	PTH-22498	64	PTQ-11077-C	63
PN-1329-MB	73	PN-1337-AC	71	PNR-2608	72	PT-11630	94	PTH-22498-C	64	PTQ-11080	63
PN-1330	72	PN-1337-ACMB	71	PNR-2608-C	72	PT-11642	94	PTH-22502	64	PTQ-11080-C	63
PN-1330-A	71	PN-1337-AMB	71	PNR-2608-DG	72	PT-11653	94	PTH-22502-C	64	PTQ-11081	63
PN-1330-AC	71	PN-1337-C	72	PNX-91420	74	PT-11657	94	PTH-22506	64	PTQ-11083	63
PN-1330-ACMB	71	PN-1337-CMB	73	PNX-91421	74	PT-11664	94	PTH-22506-C	64	PTS-25301	66
PN-1330-AMB	71	PN-1337-DG	72	PNX-91423	74	PT-11668	94	PTH-22510	64	PTS-25302	66
PN-1330-C	72	PN-1337-DGMB	73	PNX-91424	74	PT-11743	94	PTH-22510-C	64	PTS-25304	66
PN-1330-CMB	73	PN-1337-MB	73	PNX-91425	74	PT-11754	94	PTH-22512-C	64	PTS-25308	66
PN-1330-DG	72	PN-1338	72	PNX-91426	74	PT-11754-DW	94	PTH-22706-L	64	PTS-25310	66
PN-1330-DGMB	73	PN-1338-A	71	PNX-91430	74	PT-11785	94	PTH-22706-LC	64	PTS-25312	66
PN-1330-MB	73	PN-1338-AC	71	PNX-91431	74	PT-11785-MP	94	PTH-22730-L	64	PTS-25315	66
PN-1331	72	PN-1338-C	72	PNX-91432	74	PT-11800	95	PTH-22730-LC	64	PTS-25317	66
PN-1331-A	71	PN-1338-DG	72	PNX-91434	74	PT-11801	95	PTH-22746-LC	64	PTS-25319	66
PN-1331-AC	71	PN-1339	72	PNX-91435	74	PT-11820	95	PTH-22758-L	64	PTS-25323	66

# INDEX BY CATALOG NUMBERS (in alphabetical sequence)

Catalog No.	Page	Catalog No.	Page	Catalog No.	Page	Catalog No.	Page	Catalog No.	Page	Catalog No.	Page
PTS-25328	66	PTX-22490-P	64	PWX-12846	96	SFA-1837	22	SNC-3750	52	USB-7202-G	101
PTS-25338	66	PTX-22492	64	PWX-12847	96	SFA-1838	22	SNC-3751	52	USB-7208	101
PTS-25340	66	PTX-22492-P	64	PWX-12848	96	SFA-1839	22	SNC-3752	52	V-9760-L	4, 5
PTS-25342	66	PTX-22512	64	PWX-12849	96	SFA-1840	22	SNC-3753	52	V-9763-L	4, 5
PTS-25349	66	PTX-25301	64	PWX-12850	96	SFA-1841	22	SNC-3754	52	V-9764-L	4, 5
PTT-10478	67	PTX-25302	64	RC-7758-PR	23	SFA-1842	22	SNC-3755	52	V-9765-L	3, 4, 5
PTT-10478-C	67	PTX-25304	64	RC-7761-PR	23	SH-1730	21	SNC-3756	52	V-9766-L	3, 4, 5
PTT-10482	67	PTX-25304-P	64	RC-7762-PR	23	SH-2379	20	SNC-3757	52	V-9767-L	3, 4, 5
PTT-10482-C	67	PTX-25308	66	RC-7764-PR	23	SH-2382	20	SPB-3901	53	V-9770-L	4
PTT-10680	67	PTX-25308-P	66	RL-7766	23	SH-2383	20	SPB-3902	53	V-9771-L	4
PTT-10680-C	67	PTX-25310	66	RL-7767	23	SH-2384	20	SPB-3903	53	VC-9920	27
PTT-10681	67	PTX-25310-P	66	RL-7770	23	SH-2385	20	SPB-3904	53	VC-9921	27
PTT-10681-C	67	PTX-25311	63, 64	RL-7771	23	SH-2386	20	SPB-3921	53	VC-9922	27
PTT-10683	67	PTX-25311-P	63, 64	RM-14212	25	SH-2387	21	SPB-3922	53	VC-9923	27
PTT-10683-C	67	PTX-25312	63, 66	RM-14213	25	SH-2388	21	SPB-3923	53	VC-9924	27
PTT-11084	67	PTX-25312-P	63, 66	RM-14214	25	SH-2389	21	SPB-3924	53	VC-9930	27
PTT-11084-C	67	PTX-25317	66	RM-14215	25	SH-2390	21	SRP-8131	2	VC-9931	27
PTT-11085	67	PTX-25317-P	66	RM-14222	25	SH-2391	21	SRP-8134	2	VC-9932	27
PTT-11085-C	67	PTX-25323	66	RM-14223	25	SH-2392	21	SRP-8137	2	VC-9933	27
PTT-12090	67	PTX-25323-P	66	RM-14224	25	SH-2393	21	SRP-8141	2	VC-9934	27
PTT-12090-C	67	PTX-25328	63	RM-14225	25	SH-2394	21	SRP-8144	2	VR-8924	3
PTX-10140	61	PTX-25328-P	63	RR-1248	9	SH-2397	21	SRP-8147	2	VR-8925	3
PTX-10140-P	61	PTX-25340	66	RR-1249	9	SH-2479	20	TB-32610-B	76	VR-8926	3
PTX-11046	63	PTX-25340-P	66	RR-1263	9	SH-2480	20	TB-32610-GSK	77	W-1573	23
PTX-11046-P	63	PTX-25342	66	RR-1264	9	SH-2481	20	TB-32610-W	76	WA-1540	33
PTX-11048	63	PTX-25342-P	66	RR-1265	9	SH-2482	20	TB-32611-B	76	WA-1541	33
PTX-11048-P	63	PU-16532	69	RR-1269	9	SH-2483	20	TB-32611-GSK	77	WA-1542	33
PTX-11050	63	PU-16532-C	69	RR-1363	9	SH-2484	20	TB-32611-W	76	WA-1543	33
PTX-11050-P	63	PU-16533	69	RR-1364	9	SH-2485	20	TB-32612-B	76	WM-5601	27
PTX-11057	63	PU-16533-C	69	RR-1366	9	SH-2486	20	TB-32612-GSK	77	WM-5604	27
PTX-11057-P	63	PU-16534	69	RR-1367	9	SH-2487	21	TB-32612-W	76	WM-5606	27
PTX-11059	63	PU-16534-C	69	RR-1368	9	SH-2488	21	TB-32613-B	76	WM-5611	27
PTX-11059-P	63	PU-16535	69	RR-1369	9	SH-2489	21	TB-32613-GSK	77	WM-5614	27
PTX-11064	63	PU-16535-C	69	SA-1278	20	SH-2490	21	TB-32613-W	76	WM-5616	27
PTX-11064-P	63	PU-16536	69	SA-1279	20	SH-2491	21	TB-32614-B	76	WNC-5631	28
PTX-11067	63, 64	PU-16536-C	69	SA-1378	20	SH-2492	21	TB-32614-GSK	77	WNC-5641	28
PTX-11067-P	63, 64	PU-16537	69	SA-1379	20	SH-2493	21	TB-32614-W	76	WRR-2242	8
PTX-11068	63	PU-16538	69	SA-1719	20	SH-2494	21	TBC-14252	25	WRR-2243	8
PTX-11068-P	63	PU-16539	69	SA-1720	20	SH-8096	10	TBC-14253	25	WRR-2244	8
PTX-11072	63, 64	PU-16540	69	SA-1746	22	SH-12703	27	TBC-14262	25	WRR-2264	8
PTX-11072-P	63, 64	PUX-16534	69	SA-1748	19	SH-12704	27	TBC-14263	25		
PTX-11073	63	PUX-16535	69	SA-1749	19	SH-12705	27	TBG-32610-B	77		
PTX-11073-P	63	PUX-16536	69	SA-1750	19	SH-12706	1	TBG-32610-W	77		
PTX-11076	63	PUX-16537	69	SA-1751	19	SH-12708	1	TBG-32611-B	77		
PTX-11076-P	63	PUX-16538	69	SA-1752	19	SN-3700	51	TBG-32611-W	77		
PTX-11080	63	PUX-16539	69	SA-1753	19	SN-3701	51	TBG-32612-B	77		
PTX-11080-P	63	PUX-16540	69	SA-1765	19	SN-3702	51	TBG-32612-W	77		
PTX-11081-P	63, 64	PW-12846	96	SA-1766	19	SN-3703	51	TBG-32613-B	77		
PTX-11085	63, 64	PW-12846-MB	96	SA-1775	17	SN-3704	51	TBG-32613-W	77		
PTX-11111	61	PW-12846-T	96	SA-1796	17	SN-3705	51	TBG-32614-B	77		
PTX-22422	64	PW-12846-TMB	96	SA-1798	17	SN-3706	51	TBG-32614-W	77		
PTX-22422-P	64	PW-12847	96	SB-2140	33	SN-3707	51	TC-300	32		
PTX-22428	63, 64	PW-12847-MB	96	SB-2141	33	SN-3708	51	TC-301	32		
PTX-22428-P	63, 64	PW-12847-T	96	SB-2142	33	SN-3709	51	TC-302	32		
PTX-22440	63, 64	PW-12847-TMB	96	SB-2143	33	SNB-3730	52	TC-303	32		
PTX-22440-P	63, 64	PW-12848	96	SC-12100	38	SNB-3731	52	TH-22512	64		
PTX-22442	64	PW-12848-MB	96	SC-12101	38	SNB-3732	52	TH-22746-L	64		
PTX-22442-P	64	PW-12848-T	96	SC-13100	34	SNB-3733	52	TR-6100	31		
PTX-22448	64	PW-12848-TMB	96	SC-13101	34	SNB-3734	52	TR-6101	31		
PTX-22448-P	64	PW-12849	96	SF-2184	8	SNB-3735	52	TR-6102	31		
PTX-22458	64	PW-12849-MB	96	SF-2194	8	SNB-3736	52	TR-6103	31		
PTX-22460	64	PW-12849-T	96	SFA-1831	22	SNB-3737	52	TS-15-A	13		
PTX-22460-P	64	PW-12849-TMB	96	SFA-1832	22	SNB-3738	52	TS-16	13		
PTX-22462	64	PW-12850	96	SFA-1833	22	SNB-3739	52	UN-8080	29		
PTX-22480	64	PW-12850-MB	96	SFA-1834	22	SNB-3740	52	USB-7201-C	101		
PTX-22480-P	64	PW-12850-T	96	SFA-1835	22	SNB-3741	52	USB-7201-G	101		
PTX-22490	64	PW-12850-TMB	96	SFA-1836	22	SNB-3743	52	USB-7202-C	101		




## Your Next Creation Shouldn't Have to Wait.

Bud can make simple modifications to most enclosures in only 5 days, at no extra cost for the expedited turnaround, assuming the standard box is in stock.

Bud's service on simple modifications is 2 to 3 times faster than the turnarounds offered by some enclosure suppliers. Electronically-programmed, Bud's five-axis

robotic machine tools cut holes, slots, and custom cutouts in enclosures quickly and cost-effectively, and to exacting standards.

When modifications to standard enclosures are not enough, Bud offers custom designed enclosures to meet your specific needs.



Bud Industries, Inc.

[www.budind.com](http://www.budind.com)

Bud Industries, Inc.  
4605 East 355th Street  
Willoughby, OH 44094

TEL: 440-946-3200

FAX: 440-951-4015

[saleseast@budind.com](mailto:saleseast@budind.com)

Bud Industries, Inc.  
10000 N 31st Ave., Suite D-410  
Phoenix, AZ 85051

TEL: 602-870-8377

FAX: 602-870-8477