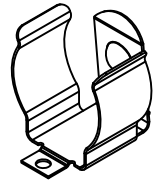
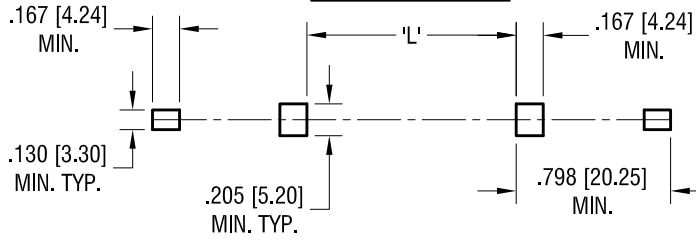


THIS DOCUMENT IS THE PROPERTY OF KEYSTONE ELECTRONICS CORP. AND SHALL NOT BE REPRODUCED, DISTRIBUTED OR USED AS A BASIS FOR MANUFACTURE WITHOUT PRIOR WRITTEN PERMISSION FROM KEYSTONE ELECTRONICS CORP.

**ACTUAL SIZE**

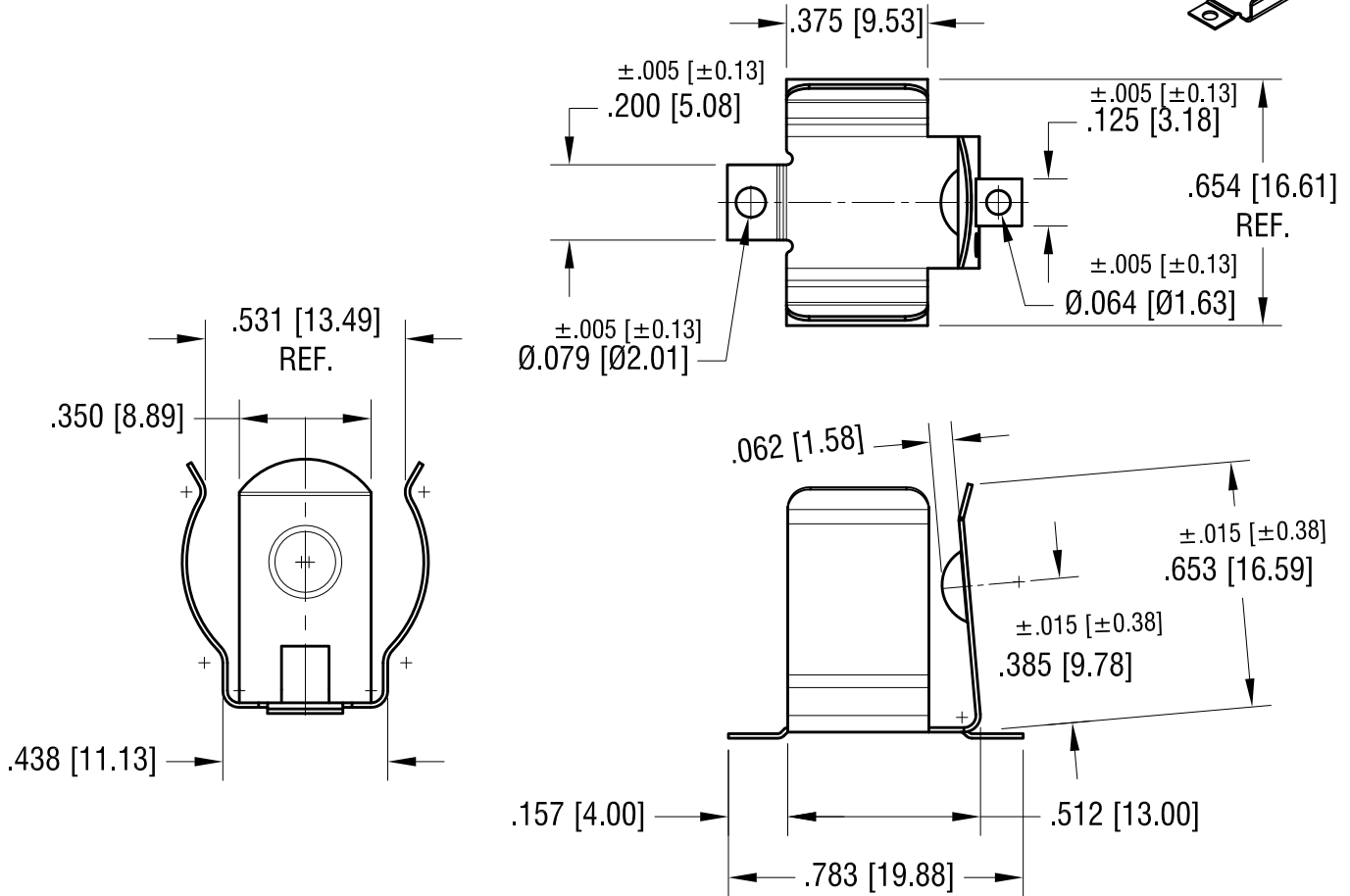


**MOUNTING LAYOUT**



BATTERY	'L'
CR123A	.144 [3.66] MAX.
18350	.197 [5.00] MAX.
18650 *	2.64 [67.00] MAX.
17500	2.05 [52.00] MAX.

\* FOR BATTERIES WITH BUILT-IN CIRCUIT PROTECTION (67mm LONG)



**NOTE:**

1. HEAT TREAT TO SPRING TEMPER

PCB PROTECTION CIRCUITS ARE REQUIRED WHEN USED WITH LITHIUM-ION BATTERIES

<p align="center"><b>KEYSTONE ELECTRONICS CORP.</b></p> <p align="center">www.keyelco.com • NEW HYDE PARK, NY 11040 • Tel (516) 328-7500</p>			
9.14.23	MTG. SOLDER CONTACTS REMOVED CHANGE AS PER ECN 23-154	C	PART NAME 16mm - 19mm SM BATTERY CLIP
8.15.22	B1 WAS .060, ADD RELIEF B2 CHANGE AS PER ECN 22-141	B	MATERIAL .012 [0.30] TH'K ANNEALED SPRING STEEL
6.14.21	REMOVE HOLE FOR WIRE CHANGE AS PER ECN 21-053	A	FINISH TIN NICKEL PLATE
DATE	DESCRIPTION	REV.	DRN BY NT APP'D RH DATE 1.17.18 SCALE 2X TOLERANCES INCH [MM] DECIMAL ±.010 [±0.25] ANGULAR ± 2° UNLESS OTHERWISE SPECIFIED
			DWG NO. <b>254</b>