



Connectors > Terminal Blocks & Strips > Barrier Strips



Barrier Strip Style: **Tri-Barrier**  
Bottom Termination Type: **Printed Circuit Pin**  
Connector System: **Wire-to-Board**  
Number of Positions: **3**  
Centerline (Pitch): **11.1 mm [.438 in]**

Features

Product Type Features

Block Style	Flat Bottom with standoffs
Connector System	Wire-to-Board
Connector & Contact Terminates To	Printed Circuit Board

Configuration Features

Number of Levels	1
Number of Positions	3
Number of Rows	1

Electrical Characteristics

Operating Voltage	600 V
-------------------	-------

Body Features

Primary Product Color	Black
Product Orientation	Vertical
Barrier Strip Style	Tri-Barrier

Contact Features

--	--



PCB Contact Termination Area Plating Material	Tin
Contact Base Material	Copper Alloy
Contact Current Rating (Max)	30 A

Termination Features

Bottom Termination Type	Printed Circuit Pin
-------------------------	---------------------

Mechanical Attachment

Screw Head Type	Wire Clamp Combo Head
Screw Plating Material	Zinc
Screw Material	Steel
Top Termination Type	Wire Clamp Combo Head
Mounting Options	None
Thread Size	8-32
Connector Mounting Type	Board Mount

Housing Features

Housing Material	Thermoplastic
Centerline (Pitch)	11.1 mm [.438 in]

Dimensions

Product Length	35.18 mm [1.385 in]
Wire Size	.326 – 5.26 mm <sup>2</sup>

Usage Conditions

Operating Temperature Range	-40 – 120 °C [-40 – 248 °F]
-----------------------------	-----------------------------

Operation/Application

Circuit Application	Power
---------------------	-------

Industry Standards

UL Flammability Rating	UL 94V-0
------------------------	----------

Packaging Features

Packaging Quantity	200
Packaging Method	Package

Product Compliance

For compliance documentation, visit the product page on TE.com>

EU RoHS Directive 2011/65/EU	Compliant
------------------------------	-----------

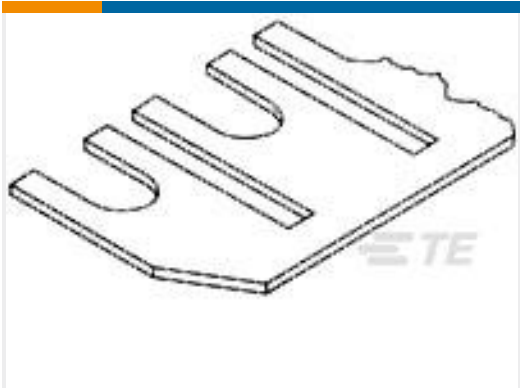


EU ELV Directive 2000/53/EC	Compliant
China RoHS 2 Directive MIIT Order No 32, 2016	No Restricted Materials Above Threshold
EU REACH Regulation (EC) No. 1907/2006	Current ECHA Candidate List: JAN 2024 (240) Candidate List Declared Against: JAN 2024 (240) Does not contain REACH SVHC
Halogen Content	Not Low Halogen - contains Br or Cl > 900 ppm.
Solder Process Capability	Wave solder capable to 265°C

Product Compliance Disclaimer


This information is provided based on reasonable inquiry of our suppliers and represents our current actual knowledge based on the information they provided. This information is subject to change. The part numbers that TE has identified as EU RoHS compliant have a maximum concentration of 0.1% by weight in homogenous materials for lead, hexavalent chromium, mercury, PBB, PBDE, DBP, BBP, DEHP, DIBP, and 0.01% for cadmium, or qualify for an exemption to these limits as defined in the Annexes of Directive 2011/65/EU (RoHS2). Finished electrical and electronic equipment products will be CE marked as required by Directive 2011/65/EU. Components may not be CE marked. Additionally, the part numbers that TE has identified as EU ELV compliant have a maximum concentration of 0.1% by weight in homogenous materials for lead, hexavalent chromium, and mercury, and 0.01% for cadmium, or qualify for an exemption to these limits as defined in the Annexes of Directive 2000/53/EC (ELV). Regarding the REACH Regulation, the information TE provides on SVHC in articles for this part number is based on the latest European Chemicals Agency (ECHA) 'Guidance on requirements for substances in articles' posted at this URL: <https://echa.europa.eu/guidance-documents/guidance-on-reach>

Compatible Parts



TE Part # 5-1437644-4  
J8-2=J8-XX JUMPER


Also in the Series | Buchanan 8 Series




Barrier Strips(122)

Customers Also Bought







TE Part #5102154-4  
A/L UNIV HDR 20P VERT




TE Part #3-644456-3  
03P MTA100 HDR ASSY (NARROW)




TE Part #5555163-1  
MJ,LPF,R/A,6P/6C,PNL STOPS,BU



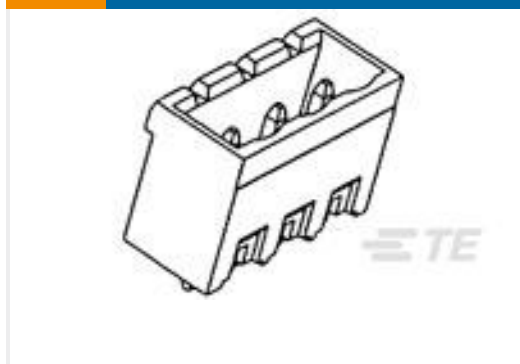
TE Part #3-1437664-3  
NC6-P108-04=7180XX002/30




TE Part #1-2176403-5  
3550 3R9 1%




TE Part #4-2176371-9  
RQ 0603 14K7 0.1% 10PPM 5K RL



TE Part #796636-3  
3POS 5.08MM CE VRT HDR,TRM BLK



TE Part #1010-042-1206  
SEAL, INTF, 12P, RED-ORG, DTM



TE Part #TL92887  
Cable,Bultra,500'

Documents

CAD Files

Customer View Model

ENG\_CVM\_CVM\_6-1437657-9\_R1.3d\_stp.zip

English

Customer View Model

ENG\_CVM\_CVM\_6-1437657-9\_R1.2d\_dxf.zip

English

Customer View Model

ENG\_CVM\_CVM\_6-1437657-9\_R1.3d\_igs.zip

English

3D PDF

3D

By downloading the CAD file I accept and agree to the [Terms and Conditions](#) of use.

Datasheets & Catalog Pages

1-1773458-2\_BARRIER\_STRIPS\_QUICK\_REFERENCE\_GUIDE

English