




Connectors > Terminal Blocks & Strips > Barrier Strips



Barrier Strip Style: **Dual Barrier**
Connector System: **Wire-to-Wire**
Number of Positions: **30**
Centerline (Pitch): **9.53 mm [.375 in]**
Number of Rows: **2**

Features

Product Type Features

| | |
|-----------------------------------|------------------|
| Block Style | Non-Feed Through |
| Connector System | Wire-to-Wire |
| Connector & Contact Terminates To | Wire & Cable |

Configuration Features

| | |
|---------------------|----|
| Number of Levels | 1 |
| Number of Positions | 30 |
| Number of Rows | 2 |

Electrical Characteristics

| | |
|-------------------|-------|
| Operating Voltage | 300 V |
|-------------------|-------|

Body Features

| | |
|------------------------------------|--------------|
| Quick Connect Tab Plating Material | Tin |
| Primary Product Color | Black |
| Product Orientation | Vertical |
| Barrier Strip Style | Dual Barrier |



Contact Features

| | |
|------------------------------|-------|
| Contact Base Material | Brass |
| Contact Current Rating (Max) | 20 A |

Mechanical Attachment

| | |
|-------------------------|-------------------|
| Screw Plating Material | Nickel |
| Screw Material | Steel |
| Mounting Options | End Mounting Ears |
| Thread Size | 6-32 |
| Connector Mounting Type | Panel Mount |

Housing Features

| | |
|--------------------|-------------------|
| Housing Material | Thermoplastic |
| Centerline (Pitch) | 9.53 mm [.375 in] |

Dimensions

| | |
|----------------|------------------------|
| Product Length | 302 mm [11.89 in] |
| Wire Size | .3 - 3 mm ² |

Usage Conditions

| | |
|-----------------------------|-----------------------------|
| Operating Temperature Range | -40 - 120 °C [-40 - 248 °F] |
|-----------------------------|-----------------------------|

Operation/Application

| | |
|---------------------|-------|
| Circuit Application | Power |
|---------------------|-------|

Industry Standards

| | |
|------------------------|----------|
| UL Flammability Rating | UL 94V-0 |
|------------------------|----------|

Packaging Features

| | |
|--------------------|--------|
| Packaging Quantity | 30 |
| Packaging Method | Carton |

Product Compliance

For compliance documentation, visit the product page on TE.com>

| | |
|---|---|
| EU RoHS Directive 2011/65/EU | Compliant |
| EU ELV Directive 2000/53/EC | Compliant |
| China RoHS 2 Directive MIIT Order No 32, 2016 | No Restricted Materials Above Threshold |
| EU REACH Regulation (EC) No. 1907/2006 | Current ECHA Candidate List: JAN 2024 (240) |



Candidate List Declared Against: JAN 2024 (240)
Does not contain REACH SVHC

| | |
|-----------------|---|
| Halogen Content | Low Halogen - Br, Cl, F, I < 900 ppm per homogenous material. Also BFR/CFR/PVC Free |
|-----------------|---|

| | |
|---------------------------|------------------------------|
| Solder Process Capability | Wave solder capable to 265°C |
|---------------------------|------------------------------|

Product Compliance Disclaimer

This information is provided based on reasonable inquiry of our suppliers and represents our current actual knowledge based on the information they provided. This information is subject to change. The part numbers that TE has identified as EU RoHS compliant have a maximum concentration of 0.1% by weight in homogenous materials for lead, hexavalent chromium, mercury, PBB, PBDE, DBP, BBP, DEHP, DIBP, and 0.01% for cadmium, or qualify for an exemption to these limits as defined in the Annexes of Directive 2011/65/EU (RoHS2). Finished electrical and electronic equipment products will be CE marked as required by Directive 2011/65/EU. Components may not be CE marked. Additionally, the part numbers that TE has identified as EU ELV compliant have a maximum concentration of 0.1% by weight in homogenous materials for lead, hexavalent chromium, and mercury, and 0.01% for cadmium, or qualify for an exemption to these limits as defined in the Annexes of Directive 2000/53/EC (ELV). Regarding the REACH Regulation, the information TE provides on SVHC in articles for this part number is based on the latest European Chemicals Agency (ECHA) 'Guidance on requirements for substances in articles' posted at this URL: <https://echa.europa.eu/guidance-documents/guidance-on-reach>

Compatible Parts



TE Part # 1776803-1
.187" DS,FLAT QC TAB,.375 DR

Customers Also Bought




TE Part # 1609133-2
6ESRFC3=F6987




TE Part # 3-647409-1
SL156 HOODED CONT, LID,LP LF



TE Part # 1658622-9
40 NOVO MIL/CTR 30DP,LEAD FREE



TE Part # 36965
SPLICE,CE 22-10



Documents

CAD Files

Customer View Model

ENG_CVM_CVM_3-1546306-0_K1.3d_stp.zip

English

Customer View Model

ENG_CVM_CVM_3-1546306-0_K1.2d_dxf.zip

English

3D PDF

3D

Customer View Model

ENG_CVM_CVM_3-1546306-0_K1.3d_igs.zip

English

By downloading the CAD file I accept and agree to the [Terms and Conditions](#) of use.

Datasheets & Catalog Pages

1-1773458-2_BARRIER_STRIPS_QUICK_REFERENCE_GUIDE

English

Agency Approvals

UL

English