



Connectors > Terminal Blocks & Strips > Barrier Strips



Barrier Strip Style: **Dual Barrier**
Bottom Termination Type: **Printed Circuit Pin**
Connector System: **Wire-to-Board**
Number of Positions: **4**
Centerline (Pitch): **6.35 mm [.25 in]**

Features

Product Type Features

Block Style	Flat Bottom
Connector System	Wire-to-Board
Connector & Contact Terminates To	Printed Circuit Board

Configuration Features

Number of Levels	1
Number of Positions	4
Number of Rows	1

Electrical Characteristics

Operating Voltage	300 V
-------------------	-------

Body Features

Terminal Profile	High
Primary Product Color	Black
Product Orientation	Vertical
Barrier Strip Style	Dual Barrier



Contact Features

PCB Contact Termination Area Plating Material	Tin
Contact Base Material	Brass
Contact Current Rating (Max)	10 A

Termination Features

Bottom Termination Type	Printed Circuit Pin
-------------------------	---------------------

Mechanical Attachment

Screw Head Type	Combo Phil-Slot
Screw Plating Material	Nickel
Screw Material	Steel
Top Termination Type	Wire Clamp Combo Head
Mounting Options	None
Thread Size	M3
Connector Mounting Type	Board Mount

Housing Features

Housing Material	Thermoplastic
Centerline (Pitch)	6.35 mm [.25 in]

Dimensions

Product Length	26.4 mm [1.04 in]
Wire Size	.05 – 1.3 mm²

Usage Conditions

Operating Temperature Range	-40 – 105 °C [-40 – 221 °F]
-----------------------------	-----------------------------

Operation/Application

Circuit Application	Power
---------------------	-------

Industry Standards

UL Flammability Rating	UL 94V-0
------------------------	----------

Packaging Features

Packaging Quantity	300
Packaging Method	Carton

Product Compliance

For compliance documentation, visit the product page on TE.com>




EU RoHS Directive 2011/65/EU	Compliant
EU ELV Directive 2000/53/EC	Compliant
China RoHS 2 Directive MIIT Order No 32, 2016	No Restricted Materials Above Threshold
EU REACH Regulation (EC) No. 1907/2006	Current ECHA Candidate List: JAN 2024 (240) Candidate List Declared Against: JUNE 2022 (224) Does not contain REACH SVHC
Halogen Content	Low Halogen - Br, Cl, F, I < 900 ppm per homogenous material. Also BFR/CFR/PVC Free
Solder Process Capability	Wave solder capable to 265°C


Product Compliance Disclaimer

This information is provided based on reasonable inquiry of our suppliers and represents our current actual knowledge based on the information they provided. This information is subject to change. The part numbers that TE has identified as EU RoHS compliant have a maximum concentration of 0.1% by weight in homogenous materials for lead, hexavalent chromium, mercury, PBB, PBDE, DBP, BBP, DEHP, DIBP, and 0.01% for cadmium, or qualify for an exemption to these limits as defined in the Annexes of Directive 2011/65/EU (RoHS2). Finished electrical and electronic equipment products will be CE marked as required by Directive 2011/65/EU. Components may not be CE marked. Additionally, the part numbers that TE has identified as EU ELV compliant have a maximum concentration of 0.1% by weight in homogenous materials for lead, hexavalent chromium, and mercury, and 0.01% for cadmium, or qualify for an exemption to these limits as defined in the Annexes of Directive 2000/53/EC (ELV). Regarding the REACH Regulation, the information TE provides on SVHC in articles for this part number is based on the latest European Chemicals Agency (ECHA) 'Guidance on requirements for substances in articles' posted at this URL: <https://echa.europa.eu/guidance-documents/guidance-on-reach>

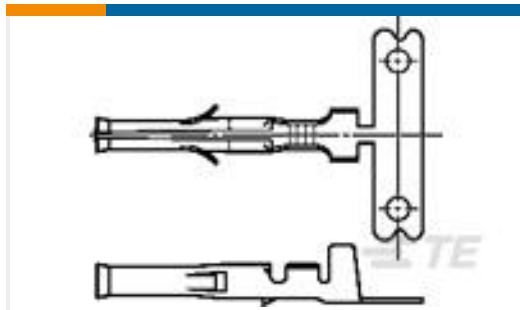
Customers Also Bought




TE Part #324597
TERMINAL,PIDG SPD FLG 26-22 2




TE Part #T4062123004-001
RPC-M8-4MS-0.5SH-M8-4FS-PUR




TE Part #350628-2
.062 COMM P&S SOK PTPPHBZ




TE Part #3-1437646-3
3PCV-02-006=3PCV ASSEMBLY




TE Part #4-1437646-2
3PCV-04-006=733004600



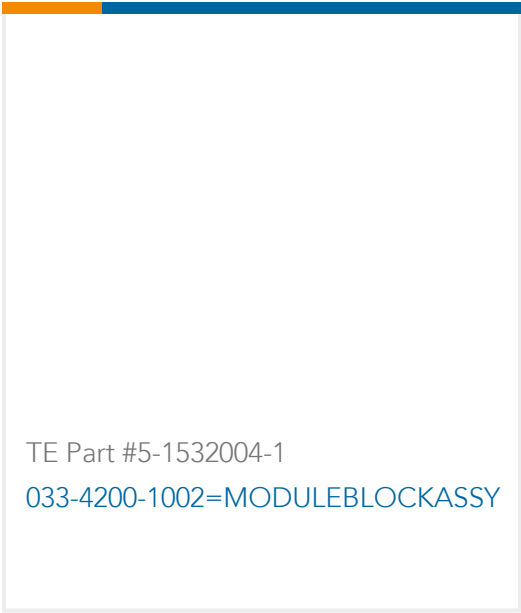
TE Part #8-2176379-0
RQ 0805 715R 0.1% 10PPM 5K RL



TE Part #1546306-9
9P .374" DR BARRIER STRIP



TE Part #1546657-8
8P PCV DUAL BARRIER,0.250



Documents

Product Drawings

4P PCV DUAL BARRIER,0.250

English

CAD Files

3D PDF

3D

Customer View Model

ENG_CVM_CVM_1546657-4_C.2d_dxf.zip

English

Customer View Model

ENG_CVM_CVM_1546657-4_C.3d_igs.zip

English

Customer View Model

ENG_CVM_CVM_1546657-4_C.3d_stp.zip

English

By downloading the CAD file I accept and agree to the [Terms and Conditions](#) of use.

Datasheets & Catalog Pages

BUCHANAN TERMINAL BLOCKS CATALOG - BARRIER STRIPS

English

1-1773458-2_BARRIER_STRIPS_QUICK_REFERENCE_GUIDE

English