

G 5/ 6 - Device terminal block



2716062

<https://www.phoenixcontact.com/us/products/2716062>

Please be informed that the data shown in this PDF document is generated from our online catalog. Please find the complete data in the user documentation. Our general terms of use for downloads are valid.



Device terminal block, nom. voltage: 500 V, nominal current: 32 A, number of connections: 12, number of positions: 6, connection method: Screw connection, Rated cross section: 4 mm², cross section: 0.2 mm² - 4 mm², mounting type: direct screw connection, color: gray

Your advantages

- Touch-proof shock protection

Commercial data

Item number	2716062
Packing unit	50 pc
Minimum order quantity	50 pc
Sales key	BE12
Product key	BE1265
Catalog page	Page 577 (C-1-2019)
GTIN	4017918061807
Weight per piece (including packing)	42.048 g
Weight per piece (excluding packing)	41.92 g
Customs tariff number	85369010
Country of origin	TR

G 5/ 6 - Device terminal block



2716062

<https://www.phoenixcontact.com/us/products/2716062>

Technical data

Product properties

Product type	Feed-through terminal block
Number of positions	6
Number of connections	12
Number of rows	1
Potentials	6

Insulation characteristics

Overvoltage category	III
Degree of pollution	3

Electrical properties

Rated surge voltage	6 kV
Maximum power dissipation for nominal condition	1.02 W

Connection data

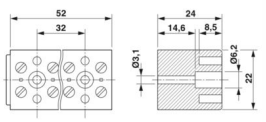
Number of connections per level	12
Nominal cross section	4 mm ²
Screw thread	M3
Tightening torque	0.6 ... 0.8 Nm
Stripping length	8 mm
Internal cylindrical gage	A3
Connection in acc. with standard	IEC 60947-7-1
Conductor cross section rigid	0.2 mm ² ... 4 mm ²
Cross section AWG	24 ... 12 (converted acc. to IEC)
Conductor cross section flexible	0.2 mm ² ... 4 mm ²
Conductor cross section, flexible [AWG]	24 ... 12 (converted acc. to IEC)
Conductor cross-section flexible (ferrule without plastic sleeve)	0.25 mm ² ... 4 mm ²
Flexible conductor cross section (ferrule with plastic sleeve)	0.25 mm ² ... 2.5 mm ²
2 conductors with same cross section, solid	0.2 mm ² ... 1.5 mm ²
2 conductors with same cross section, flexible	0.2 mm ² ... 1.5 mm ²
2 conductors with same cross section, flexible, with ferrule without plastic sleeve	0.25 mm ² ... 1.5 mm ²
2 conductors with the same cross section, flexible, with TWIN ferrule with plastic sleeve	0.5 mm ² ... 1 mm ²
Nominal current	32 A
Maximum load current	32 A (with 4 mm ² conductor cross section)
Nominal voltage	500 V
Nominal cross section	4 mm ²

Dimensions

G 5/ 6 - Device terminal block

2716062

<https://www.phoenixcontact.com/us/products/2716062>

Dimensional drawing	
Width	52 mm
Height	22 mm
Depth	24 mm
Hole diameter	3.2 mm

Material specifications

Color	gray
Flammability rating according to UL 94	V0
Insulating material group	I
Insulating material	PA
Static insulating material application in cold	-60 °C
Temperature index of insulation material (DIN EN 60216-1 (VDE 0304-21))	130 °C
Relative insulation material temperature index (Elec., UL 746 B)	130 °C
Fire protection for rail vehicles (DIN EN 45545-2) R22	HL 1 - HL 3
Fire protection for rail vehicles (DIN EN 45545-2) R23	HL 1 - HL 3
Fire protection for rail vehicles (DIN EN 45545-2) R24	HL 1 - HL 3
Fire protection for rail vehicles (DIN EN 45545-2) R26	HL 1 - HL 3
Calorimetric heat release NFPA 130 (ASTM E 1354)	28 MJ/kg
Surface flammability NFPA 130 (ASTM E 162)	passed
Specific optical density of smoke NFPA 130 (ASTM E 662)	passed
Smoke gas toxicity NFPA 130 (SMP 800C)	passed

Electrical tests

Surge voltage test

Test voltage setpoint	7.3 kV
Result	Test passed

Temperature-rise test

Requirement temperature-rise test	Increase in temperature ≤ 45 K
Result	Test passed
Short-time withstand current 4 mm²	0.48 kA
Result	Test passed

Power-frequency withstand voltage

Test voltage setpoint	1.89 kV
Result	Test passed

Mechanical properties

General

G 5/ 6 - Device terminal block



2716062

<https://www.phoenixcontact.com/us/products/2716062>

Terminal block mounting	When attaching the product to the mounting surface, please ensure that the housing is not damaged when tightening the center screw
-------------------------	--

Mechanical data

Open side panel	No
-----------------	----

Mechanical tests

Mechanical strength

Result	Test passed
--------	-------------

Test for conductor damage and slackening

Rotation speed	10 rpm
Revolutions	135
Conductor cross section/weight	0.2 mm ² / 0.2 kg
	1.5 mm ² / 0.4 kg
	4 mm ² / 0.9 kg
Result	Test passed

Environmental and real-life conditions

Needle-flame test

Time of exposure	30 s
Result	Test passed

Ambient conditions

Ambient temperature (operation)	-60 °C ... 110 °C (Operating temperature range incl. self-heating; for max. short-term operating temperature, see RTI Elec.)
Ambient temperature (storage/transport)	-25 °C ... 60 °C (for a short time, no longer than 24 h, -60°C to +70°C)
Ambient temperature (assembly)	-5 °C ... 70 °C
Ambient temperature (actuation)	-5 °C ... 70 °C
Permissible humidity (operation)	20 % ... 90 %
Permissible humidity (storage/transport)	30 % ... 70 %

Standards and regulations

Connection in acc. with standard	IEC 60947-7-1
----------------------------------	---------------

Mounting

Mounting type	direct screw connection
Terminal block mounting	When attaching the product to the mounting surface, please ensure that the housing is not damaged when tightening the center screw

G 5/ 6 - Device terminal block

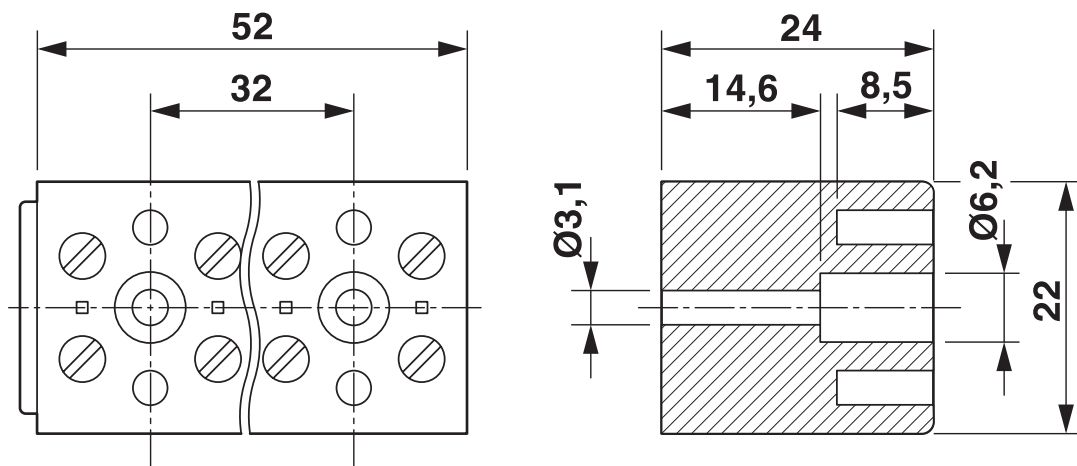
2716062

<https://www.phoenixcontact.com/us/products/2716062>




Drawings

Dimensional drawing



Circuit diagram



G 5/ 6 - Device terminal block




2716062


<https://www.phoenixcontact.com/us/products/2716062>

Approvals


To download certificates, visit the product detail page: <https://www.phoenixcontact.com/us/products/2716062>


	CSA Approval ID: 13631			
	Nominal voltage U _N	Nominal current I _N	Cross section AWG	Cross section mm ²
	300 V	30 A	26 - 10	-

	EAC Approval ID: RU C-DE.BL08.B.00534			
---	---	--	--	--

	cULus Recognized Approval ID: E60425			
	Nominal voltage U _N	Nominal current I _N	Cross section AWG	Cross section mm ²
	300 V	30 A	26 - 10	-

Use group B				
-------------	--	--	--	--

	NK Approval ID: 09 ME 142			
---	-------------------------------------	--	--	--

	RS Approval ID: 22.44.01.00083.250			
---	--	--	--	--

G 5/ 6 - Device terminal block



2716062

<https://www.phoenixcontact.com/us/products/2716062>

Classifications

ECLASS

ECLASS-11.0	27141106
ECLASS-13.0	27141106
ECLASS-12.0	27141106

ETIM

ETIM 9.0	EC001284
----------	----------

UNSPSC

UNSPSC 21.0	39121400
-------------	----------

Environmental product compliance

EU RoHS	
Fulfills EU RoHS substance requirements	Yes
Exemption	6(c)
China RoHS	
Environment friendly use period (EFUP)	EFUP-50
	An article-related China RoHS declaration table can be found in the download area for the respective article under "Manufacturer declaration". For all articles with EFUP-E, no China RoHS declaration table issued and required.
EU REACH SVHC	
REACH candidate substance (CAS No.)	Lead(CAS: 7439-92-1)
SCIP	0121f310-3c59-4e54-8c55-5546d6cf90d8

G 5/ 6 - Device terminal block

2716062

<https://www.phoenixcontact.com/us/products/2716062>



Accessories

BN WH - Marker for terminal blocks

1401404

<https://www.phoenixcontact.com/us/products/1401404>



Marker for terminal blocks, Stud, white, unlabeled, can be labeled with: Marker pen, mounting type: plug in, for terminal block width: 4.2 mm, lettering field size: 4 x 4 mm

SZS 0,6X3,5 - Screwdriver

1205053

<https://www.phoenixcontact.com/us/products/1205053>



Actuation tool, for ST terminal blocks, insulated, also suitable for use as a bladed screwdriver, size: 0.6 x 3.5 x 100 mm, 2-component grip, with non-slip grip

Phoenix Contact 2024 © - all rights reserved

<https://www.phoenixcontact.com>

Phoenix Contact USA

586 Fulling Mill Road

Middletown, PA 17057, United States

(+717) 944-1300

info@phoenixcon.com