

Wire Wound Type Balun

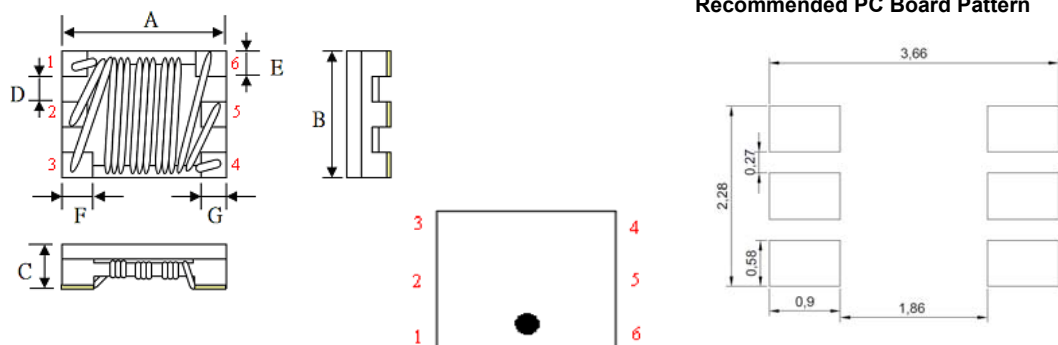
BCM3225F3SF-SERIES-P

1. Features

1. Low insertion loss at frequency range.
2. BCM3225F3SF series realizes small size and low profile.
3. 100% Lead(Pb) & Halogen-Free and RoHS compliant.
4. Operating temperature-25~+85°C (Including self - temperature rise)



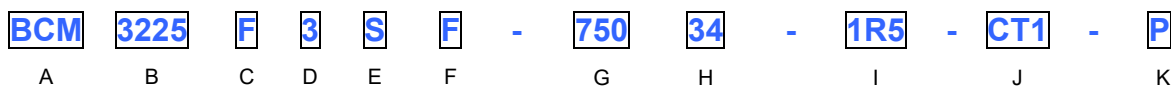
2. Dimension



Series	A(mm)	B(mm)	C(mm)	D(mm)	E(mm)	F(mm)	G(mm)
3225F3SF	3.2±0.2	2.5±0.2	2.3±0.1	0.25±0.1	0.67±0.1	0.60±0.1	0.50±0.1

Units: mm

3. Part Numbering



- A: Series
 B: Dimension
 C: Material Ferrite Core
 D: Number of Lines 3=3 lines
 E: Type S=Shielded , N=Unshielded
 F: Lead free
 G: Impedance Match 750= 75 ohm
 H: Turns Rate 34=3 : 4
 I: DCR 1R5=1.5 (Ω)
 J: Control S/N Internal code
 K: Point Black

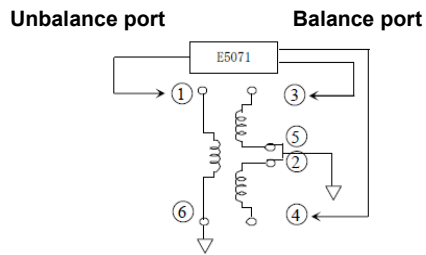
4. Specification

TAI-TECH Part Number	Frequency Range	Insertion Loss Sds21(dB)max	Return Loss Sss11(dB)min.	Amplitude Balance (dB)max.	Phase Balance (deg)	DC Resistance (Ω) max.(1line)	Rated Current DC(mA)max. (1-6,5-3/2-4)	Rated Volt. (DCV) max.	IR (MΩ) min.
BCM3225F3SF-75011-CT1-P	5~65MHz	0.8	15	0.1	180±2	0.70	500	10	10
	5~200MHz	1.5	10	0.5	180±5				
BCM3225F3SF-75032-CT1-P	5~100MHz	2.0	5.0	1.0	180±10	0.70	300	10	10
BCM3225F3SF-75034-CT1-P	1~100MHz	2.0	5.0	0.1	180±10	0.70	300	10	10
BCM3225F3SF-75034-1R5-CT1-P	1~100MHz	2.0	5.0	0.1	180±10	1.50	300	10	10

5. Test Equipment

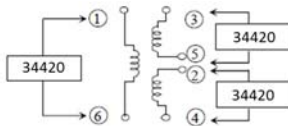
(1) Amplitude Balance / Phase Balance / Insertion Loss / Return Loss

Measured by using E5071C Network Analyzer



(2) DC resistance

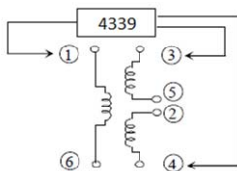
Measured by using 34420A milli ohm meter.



(3) Insulation resistance

Measured by using 4339B high resistance meter

Measurement voltage : 10V , Measurement time : 60sec.



6. Schematic Diagram

