



Connectors > Connector Accessories > Connector Strain Relief



Strain Relief Accessory Type: **Cable Clamp Kit**

Primary Product Material: **Thermoplastic**

Primary Product Color: **Black**

Compatible With Connector Shell Size: **17**

Cable Entry Diameter: **17.86 mm [ .703 in ]**

Features

Product Type Features

Strain Relief Accessory Type	Cable Clamp Kit
------------------------------	-----------------

Body Features

Primary Product Material	Thermoplastic
Primary Product Color	Black

Mechanical Attachment

Thread Size	15/16-20, 15/16-20 UNEF-2B
-------------	----------------------------

Housing Features

Compatible With Connector Shape	Circular
Body Orientation	Straight

Dimensions

Cable Entry Diameter	17.86 mm[.703 in]
----------------------	-------------------

Operation/Application

Compatible With Connector Shell Size	17
Shielded	No



Industry Standards

UL Flammability Rating	UL 94V-1
------------------------	----------

Packaging Features

Packaging Method	Bulk
Packaging Quantity	100

Product Compliance

For compliance documentation, visit the product page on [TE.com](#)>

EU RoHS Directive 2011/65/EU	Compliant
EU ELV Directive 2000/53/EC	Compliant
China RoHS 2 Directive MIIT Order No 32, 2016	No Restricted Materials Above Threshold
EU REACH Regulation (EC) No. 1907/2006	Current ECHA Candidate List: JAN 2024 (240) Candidate List Declared Against: JAN 2024 (240) Does not contain REACH SVHC
Halogen Content	BFR/CFR/PVC Free, but Br/Cl >900 ppm in other sources.
Solder Process Capability	Not applicable for solder process capability

Product Compliance Disclaimer

This information is provided based on reasonable inquiry of our suppliers and represents our current actual knowledge based on the information they provided. This information is subject to change. The part numbers that TE has identified as EU RoHS compliant have a maximum concentration of 0.1% by weight in homogenous materials for lead, hexavalent chromium, mercury, PBB, PBDE, DBP, BBP, DEHP, DIBP, and 0.01% for cadmium, or qualify for an exemption to these limits as defined in the Annexes of Directive 2011/65/EU (RoHS2). Finished electrical and electronic equipment products will be CE marked as required by Directive 2011/65/EU. Components may not be CE marked. Additionally, the part numbers that TE has identified as EU ELV compliant have a maximum concentration of 0.1% by weight in homogenous materials for lead, hexavalent chromium, and mercury, and 0.01% for cadmium, or qualify for an exemption to these limits as defined in the Annexes of Directive 2000/53/EC (ELV). Regarding the REACH Regulation, the information TE provides on SVHC in articles for this part number is based on the latest European Chemicals Agency (ECHA) 'Guidance on requirements for substances in articles' posted at this URL: <https://echa.europa.eu/guidance-documents/guidance-on-reach>

Compatible Parts







TE Part # 1-206322-0  
CABLE CLAMP KIT, BULK PKG

TE Part # 206323-1  
CABLE CLAMP BODY SZ 17


Also in the Series | AMP CPC




Circular Power Connectors(458)



Connector Backshells(1)



Connector Caps & Covers(19)




Connector Contacts(6)




Connector Hardware(12)




Connector Seals & Cavity Plugs(36)



Connector Strain Relief(60)



Insertion & Extraction Tools(1)



Sealing Sleeves(2)

Customers Also Bought



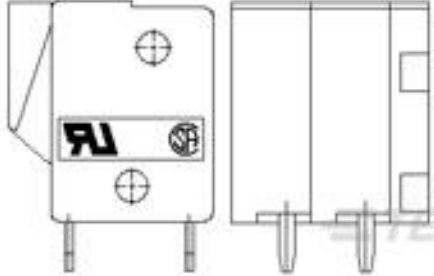
TE Part # 5499923-3  
AMP-LATCH UNIVERSAL HEADERS



TE Part # 1-6609115-2  
3EGG1-2 S0=F7385D



TE Part # 6609104-9  
PE0S0SS30=C1134



TE Part # 1776260-3  
3P Spring TB, 180deg, VT, 5.08mm, Green



TE Part # 2-66741-1  
TYPE XII FEMALE CONT (L.P.)

TE Part # 66259-5  
MALE CONTACT ASSY. (L.P.)

TE Part # 3-2176349-1  
CRGCQ 2512 3K3 1%

TE Part # 9-2176422-1  
TLRP 2512 3.0W R060 1% 75PPM 4K RL

TE Part # 1SNA176670R1300  
BJMI8-3

Documents

Product Drawings

CABLE CLAMP KIT,BULK PKG

English

CAD Files

Customer View Model

ENG\_CVM\_CVM\_206322-6\_S.2d\_dxf.zip

English

3D PDF

3D

Customer View Model

ENG\_CVM\_CVM\_206322-6\_S.3d\_igs.zip

English

Customer View Model

ENG\_CVM\_CVM\_206322-6\_S.3d\_stp.zip

English

By downloading the CAD file I accept and agree to the Terms and Conditions of use.