



Standard Drawer

TE Internal #: 5172068-1
Housing, Receptacle, Wire-to-Board / Wire-to-Wire, 16 Position, .197 in [5 mm] Centerline, Crimp, 2 Row, Blue, Mating Retention, Standard Drawer

[View on TE.com >](#)

Connectors > PCB Connectors > Wire-to-Board Connectors > Wire-to-Board Connector Assemblies & Housings > Standard Drawer Receptacle Housings



Connector Product Type: **Housing**
Connector & Housing Type: **Receptacle**
Connector System: **Wire-to-Board, Wire-to-Wire**
Number of Positions: **16**
Centerline (Pitch): **5 mm [.197 in]**

[All Standard Drawer Receptacle Housings \(12\)](#)

Features

Product Type Features

Connector Product Type	Housing
Connector & Housing Type	Receptacle
Connector System	Wire-to-Board, Wire-to-Wire
Sealable	No
Connector & Contact Terminates To	Wire & Cable

Configuration Features

Number of Signal Positions	4
Number of Positions	16
Number of Rows	2

Electrical Characteristics

Termination Resistance	16 mΩ
Operating Voltage	250 V

Body Features

Primary Product Color	Blue
-----------------------	------

Contact Features



Contact Base Material	Phosphor Bronze
Contact Current Rating (Max)	15 A

Termination Features

Termination Method to Wire & Cable	Crimp
------------------------------------	-------

Mechanical Attachment

PCB Mount Retention	Without
Mating Retention	With
Connector Mounting Type	Cable Mount (Free-Hanging)

Housing Features

Housing Material	PBT GF
Centerline (Pitch)	5 mm[.197 in]

Dimensions

Connector Length	71.2 mm[2.8 in]
Connector Height	26.3 mm[1.035 in]
Connector Width	25 mm
	2.8 in
Wire Size	.22 - 2.18 mm ²
Row-to-Row Spacing	3 mm[.12 in]

Usage Conditions

Operating Temperature Range	-20 - 120 °C[-4 - 248 °F]
-----------------------------	---------------------------

Operation/Application

Circuit Application	Power & Signal
---------------------	----------------

Industry Standards

UL Flammability Rating	UL 94V-0
------------------------	----------

Packaging Features

Packaging Method	Box & Carton
------------------	--------------

Product Compliance

For compliance documentation, visit the product page on [TE.com](#)>

EU RoHS Directive 2011/65/EU	Compliant
EU ELV Directive 2000/53/EC	Compliant with Exemptions



China RoHS 2 Directive MIIT Order No 32, 2016	No Restricted Materials Above Threshold
EU REACH Regulation (EC) No. 1907/2006	Current ECHA Candidate List: JAN 2024 (240) Candidate List Declared Against: JAN 2024 (240) Does not contain REACH SVHC
Halogen Content	Low Halogen - Br, Cl, F, I < 900 ppm per homogenous material. Also BFR/CFR/PVC Free
Solder Process Capability	Not applicable for solder process capability

Product Compliance Disclaimer

This information is provided based on reasonable inquiry of our suppliers and represents our current actual knowledge based on the information they provided. This information is subject to change. The part numbers that TE has identified as EU RoHS compliant have a maximum concentration of 0.1% by weight in homogenous materials for lead, hexavalent chromium, mercury, PBB, PBDE, DBP, BBP, DEHP, DIBP, and 0.01% for cadmium, or qualify for an exemption to these limits as defined in the Annexes of Directive 2011/65/EU (RoHS2). Finished electrical and electronic equipment products will be CE marked as required by Directive 2011/65/EU. Components may not be CE marked. Additionally, the part numbers that TE has identified as EU ELV compliant have a maximum concentration of 0.1% by weight in homogenous materials for lead, hexavalent chromium, and mercury, and 0.01% for cadmium, or qualify for an exemption to these limits as defined in the Annexes of Directive 2000/53/EC (ELV). Regarding the REACH Regulation, the information TE provides on SVHC in articles for this part number is based on the latest European Chemicals Agency (ECHA) 'Guidance on requirements for substances in articles' posted at this URL: <https://echa.europa.eu/guidance-documents/guidance-on-reach>

Compatible Parts


TE Part # CAT-AM7017-SD292P
[Standard Drawer Plug Housings](#)

Also in the Series | Standard Drawer


[Wire-to-Board Connector Assemblies & Housings\(20\)](#)

Customers Also Bought





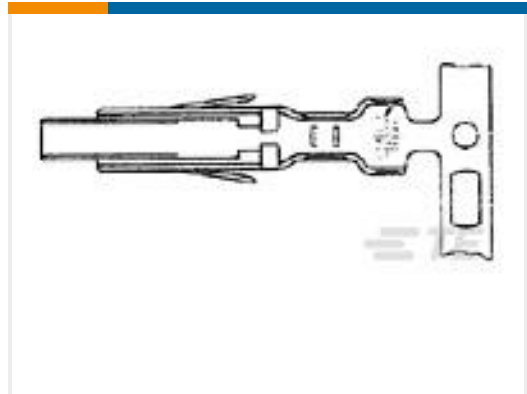
TE Part # 206437-1
CPC Connectors, Series 2




TE Part # 172211-4
EIS CAP HSG FREE HANG 4P
NATUTURAL



TE Part # 170312-1
POWER CONN.CONTACT




TE Part # 170484-1
CONTACT FOR DRAWER
CONNECTOR




TE Part # 9-2176092-2
RP 2A 0.25W 7K32 0.1% 25PPM 1K RL



TE Part # 1-1625893-6
5W SM M/OX 5% 510K



TE Part # 9-1879354-3
RR03 5% 2K2 AMMO



TE Part # 5-1879355-1
RR03 5% 510K AMMO

Documents

Product Drawings
16P FEMALE HSG ASSY DROWER

English

CAD Files
3D PDF

English

Customer View Model
ENG_CVM_5172068-1_A.2d_dxf.zip

English

Customer View Model
ENG_CVM_5172068-1_A.3d_igs.zip

English

Customer View Model
ENG_CVM_5172068-1_A.3d_stp.zip

English

By downloading the CAD file I accept and agree to the [Terms and Conditions](#) of use.

Datasheets & Catalog Pages
POWER_CONNECTORS_CATALOG_SEC02_CABLE_MOUNTED

English

Low Power Drawer Connectors QRG

English

Product Specifications
Crimping Drawer Connector Contacts

English



Application Specification

English

Agency Approvals

UL

English