

213684-1 ✓ ACTIVE

AMP | AMP M Series

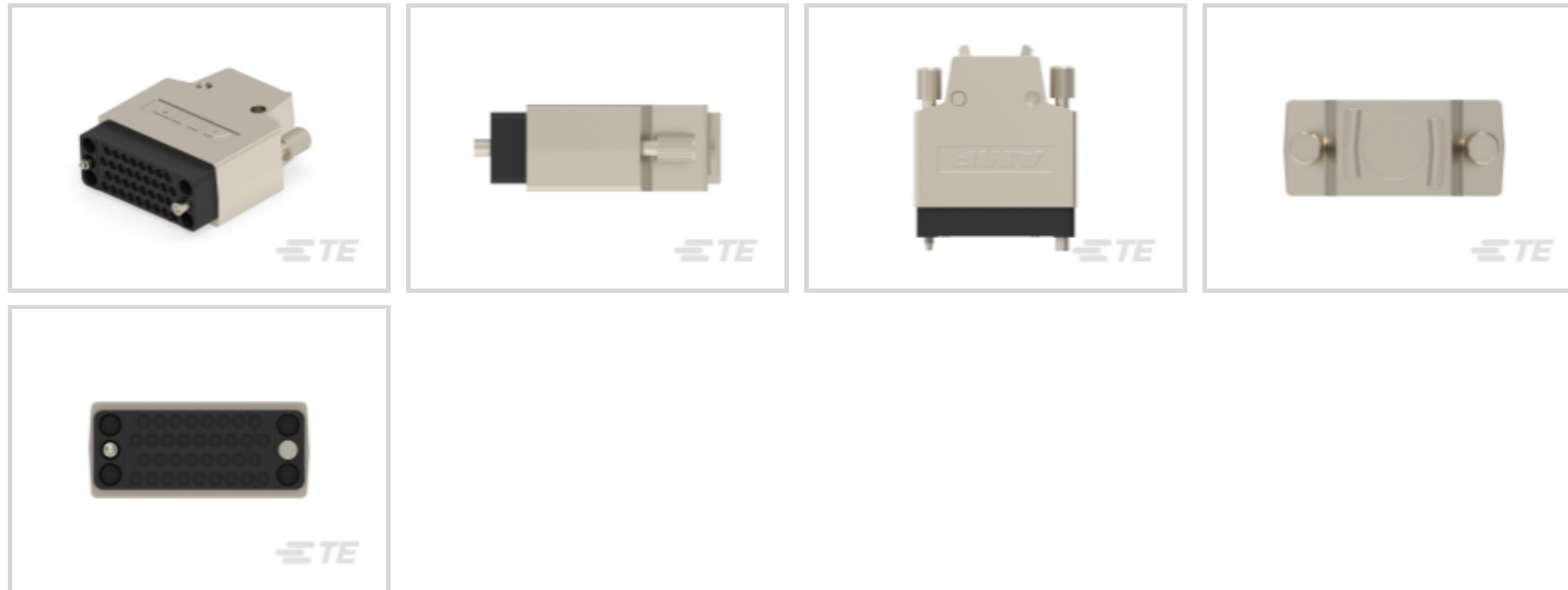
TE Internal #: 213684-1

Rectangular Power Connectors, Housing, Plug, Cable-to-Cable, 34 Position, 3.81 mm [.15 in] Centerline, Wire & Cable, UL 94V-0, AMP M Series

[View on TE.com >](#)



Connectors > Power Connectors > Rectangular Power > Rectangular Power Connectors



Rectangular Power Connector Type: **Housing**

Connector & Housing Type: **Plug**

Connector System: **Cable-to-Cable**

Number of Positions: **34**

Centerline (Pitch): **3.81 mm [.15 in]**

Features

Product Type Features

Assembly Requirement	Unassembled Kit
Rectangular Power Connector Type	Housing
Connector & Housing Type	Plug
Connector System	Cable-to-Cable
Sealable	No
Connector & Contact Terminates To	Wire & Cable

Configuration Features

Number of Positions	34
Number of Power Positions	4
Number of Signal Positions	34
Number of Rows	4

Electrical Characteristics

Operating Voltage	250 VDC
-------------------	---------

Contact Features



Contact Current Rating (Max)	18 A
Contact Retention Within Housing	With
Contact Type	Pin

Termination Features

Termination Method to Wire & Cable	Crimp
------------------------------------	-------

Mechanical Attachment

Strain Relief	With
Contact Retention Type Within Housing	Locking Spring
Panel Mount Feature	Without
Connector Mounting Type	Cable Mount (Free-Hanging)

Housing Features

Centerline (Pitch)	3.81 mm[.15 in]
Housing Color	Black
Housing Material	Phenolic GF

Dimensions

Connector Height	54.1 mm[2.13 in]
Product Width	22.86 mm[.9 in]
Product Length	66.24 mm[2.608 in]
Wire Size	.05 - 2 mm ²
Row-to-Row Spacing	4.57 mm[.18 in]

Usage Conditions

Operating Temperature Range	-55 - 150 °C[-67 - 302 °F]
-----------------------------	----------------------------

Operation/Application

Circuit Application	Power & Signal
---------------------	----------------

Industry Standards

UL Flammability Rating	UL 94V-0
Glow Wire Rating	Standard Part - Not Glow Wire

Packaging Features

Packaging Quantity	1
Packaging Method	Bag

Product Compliance

[For compliance documentation, visit the product page on TE.com>](#)

EU RoHS Directive 2011/65/EU	Compliant
EU ELV Directive 2000/53/EC	Compliant
China RoHS 2 Directive MIIT Order No 32, 2016	No Restricted Materials Above Threshold
EU REACH Regulation (EC) No. 1907/2006	Current ECHA Candidate List: JAN 2024 (240) Candidate List Declared Against: JAN 2024 (240) Does not contain REACH SVHC
Halogen Content	Low Halogen - Br, Cl, F, I < 900 ppm per homogenous material. Also BFR/CFR/PVC Free
Solder Process Capability	Not applicable for solder process capability

Product Compliance Disclaimer



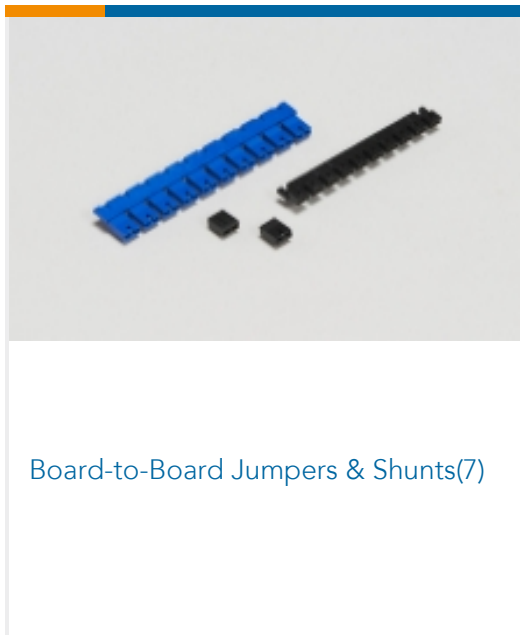
This information is provided based on reasonable inquiry of our suppliers and represents our current actual knowledge based on the information they provided. This information is subject to change. The part numbers that TE has identified as EU RoHS compliant have a maximum concentration of 0.1% by weight in homogenous materials for lead, hexavalent chromium, mercury, PBB, PBDE, DBP, BBP, DEHP, DIBP, and 0.01% for cadmium, or qualify for an exemption to these limits as defined in the Annexes of Directive 2011/65/EU (RoHS2). Finished electrical and electronic equipment products will be CE marked as required by Directive 2011/65/EU. Components may not be CE marked. Additionally, the part numbers that TE has identified as EU ELV compliant have a maximum concentration of 0.1% by weight in homogenous materials for lead, hexavalent chromium, and mercury, and 0.01% for cadmium, or qualify for an exemption to these limits as defined in the Annexes of Directive 2000/53/EC (ELV). Regarding the REACH Regulation, the information TE provides on SVHC in articles for this part number is based on the latest European Chemicals Agency (ECHA) 'Guidance on requirements for substances in articles' posted at this URL: <https://echa.europa.eu/guidance-documents/guidance-on-reach>

Compatible Parts

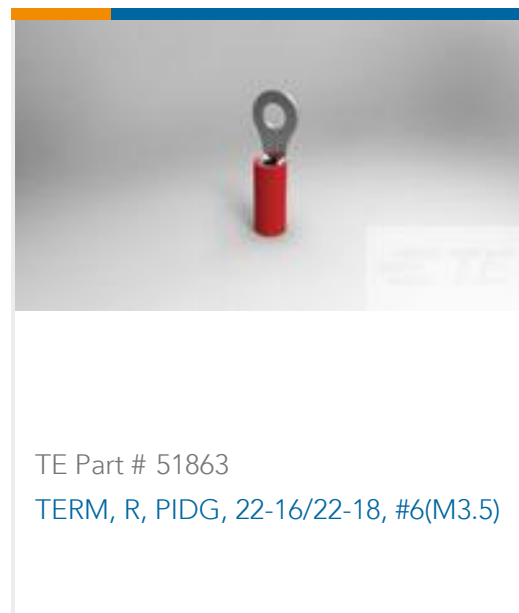
 <p>TE Part # 213624-1 34 UNASSM KIT,M SERIES</p>	 <p>TE Part # 213685-1 34P PLUG KIT,M-SERIES,CC,JS</p>	 <p>TE Part # 213621-3 M SERIES V.35 CBL CLMP,PLTD</p>	 <p>TE Part # 204814-1 GROUNDING CONN. 34 POS. ASY.</p>
--	---	---	--



Also in the Series | AMP M Series



Customers Also Bought





Documents

Product Drawings

[34P PLUG KIT,M-SERIES,CC,JS](#)

English

CAD Files

Customer View Model

[ENG_CVM_CVM_213684-1_M.2d_dxf.zip](#)

English

[3D PDF](#)

3D

Customer View Model

[ENG_CVM_CVM_213684-1_M.3d_igs.zip](#)

English

Customer View Model

[ENG_CVM_CVM_213684-1_M.3d_stp.zip](#)

English

By downloading the CAD file I accept and agree to the [Terms and Conditions](#) of use.

Datasheets & Catalog Pages

[M_SERIES_PIN_AND_SOCKET_CONNECTORS](#)

English

Instruction Sheets

[Instruction Sheet \(U.S.\)](#)

English