




Connectors > Connector Accessories > Connector Hardware



Hardware Accessory Function: **Latching, Locking & Retention**

Connector Hardware Accessory Type: **Female Screwlock**

Primary Product Material: **Stainless Steel, Zinc Alloy**

Operating Temperature (Max): **150 °C [302 °F]**

Operating Temperature Range: **-55 – 150 °C [-67 – 302 °F]**

Features

Product Type Features

Hardware Accessory Function	Latching, Locking & Retention
Connector Hardware Accessory Type	Female Screwlock

Body Features

Primary Product Material	Stainless Steel, Zinc Alloy
--------------------------	-----------------------------

Mechanical Attachment

Hardware Type Included	Jackscrew Tip Female and Spirol Pin
Product Plating Finish	Hexavalent Chromate
Thread Size	6-32 [M3.5 x .6]

Dimensions

Product Width	7.92 mm[.312 in]
Product Length	81.44 mm[3.206 in]
Product Height	7.92 mm[.312 in]

Usage Conditions

Operating Temperature (Max)	150 °C[302 °F]
Operating Temperature Range	-55 – 150 °C[-67 – 302 °F]



Packaging Features

Packaging Quantity	1
Packaging Method	Bag

Product Compliance

[For compliance documentation, visit the product page on TE.com>](#)

EU RoHS Directive 2011/65/EU	Not Compliant
EU ELV Directive 2000/53/EC	Not Compliant
China RoHS 2 Directive MIIT Order No 32, 2016	Restricted Materials Above Threshold
EU REACH Regulation (EC) No. 1907/2006	Current ECHA Candidate List: JAN 2024 (240) Candidate List Declared Against: JAN 2024 (240) Does not contain REACH SVHC
Halogen Content	Low Halogen - Br, Cl, F, I < 900 ppm per homogenous material. Also BFR/CFR/PVC Free
Solder Process Capability	Not applicable for solder process capability

Product Compliance Disclaimer

This information is provided based on reasonable inquiry of our suppliers and represents our current actual knowledge based on the information they provided. This information is subject to change. The part numbers that TE has identified as EU RoHS compliant have a maximum concentration of 0.1% by weight in homogenous materials for lead, hexavalent chromium, mercury, PBB, PBDE, DBP, BBP, DEHP, DIBP, and 0.01% for cadmium, or qualify for an exemption to these limits as defined in the Annexes of Directive 2011/65/EU (RoHS2). Finished electrical and electronic equipment products will be CE marked as required by Directive 2011/65/EU. Components may not be CE marked. Additionally, the part numbers that TE has identified as EU ELV compliant have a maximum concentration of 0.1% by weight in homogenous materials for lead, hexavalent chromium, and mercury, and 0.01% for cadmium, or qualify for an exemption to these limits as defined in the Annexes of Directive 2000/53/EC (ELV). Regarding the REACH Regulation, the information TE provides on SVHC in articles for this part number is based on the latest European Chemicals Agency (ECHA) 'Guidance on requirements for substances in articles' posted at this URL: <https://echa.europa.eu/guidance-documents/guidance-on-reach>

Compatible Parts

 <p>TE Part # 207234-1 UNASSM JS KIT, M SERIES</p>	 <p>TE Part # 7-170995-1 JACK SCREW FEMALE</p>	 <p>TE Part # 7-170995-2 JACK SCREW FEMALE ASSY</p>	 <p>TE Part # 7-170995-3 M SERIES JACK SCREW ASSY</p>
---	---	--	--

Also in the Series | AMP M Series



Board-to-Board Jumpers & Shunts(7)



Connector Caps & Covers(12)



Connector Hardware(18)




Connector Strain Relief(11)



Rack & Panel Connectors(1)



Rectangular Power Connectors(65)



Standard Edge Connectors(1)

Customers Also Bought




TE Part #5786555-5
50 50SR VRT RCPT,FL TOP,ACT PN



TE Part #201089-4
SERIES "M" JACKSCREW SOCKET ASS



TE Part #1-201046-2
SERIES "M" MIN RECT GUIDE PIN




TE Part #201358-1
MALE BLOCK 50 PL. SER. "M"



TE Part #201047-2
SERIES "M" ST. STL. GUIDE SOC.



TE Part #1-200833-1
SERIES "M" GUIDE PIN ST. STL.



TE Part #201501-1
SPIROL PIN



TE Part #1-5161390-8
18P.DIP SWITCH ASSY



TE Part #1SNK900605R0000
LH.



Documents

Product Drawings

[UNASSM JS KIT,M SERIES](#)

English

CAD Files

Customer View Model

[ENG_CVM_CVM_207235-1_D.3d_stp.zip](#)

English

Customer View Model

[ENG_CVM_CVM_207235-1_D.2d_dxf.zip](#)

English

Customer View Model

[ENG_CVM_CVM_207235-1_D.3d_igs.zip](#)

English

[3D PDF](#)

3D

By downloading the CAD file I accept and agree to the [Terms and Conditions](#) of use.

Datasheets & Catalog Pages

[M_SERIES_PIN_AND_SOCKET_CONNECTORS](#)

English