




Connectors > Connector Accessories > Connector Hardware



Hardware Accessory Function: **Guide Hardware**

Connector Hardware Accessory Type: **Guide Socket Kit**

Primary Product Material: **Stainless Steel**

Operating Temperature (Max): **150 °C [302 °F]**

Operating Temperature Range: **-55 – 150 °C [-67 – 302 °F]**

Features

Product Type Features

Hardware Accessory Function	Guide Hardware
Connector Hardware Accessory Type	Guide Socket Kit

Body Features

Primary Product Material	Stainless Steel
--------------------------	-----------------

Mechanical Attachment

Hardware Type Included	Nuts and Lockwashers
Thread Size	6-32

Dimensions

Product Width	6.45 mm[.254 in]
Product Length	15.88 mm[.625 in]
Product Height	6.35 mm[.289 in]

Usage Conditions

Operating Temperature (Max)	150 °C[302 °F]
Operating Temperature Range	-55 – 150 °C[-67 – 302 °F]

Packaging Features



Packaging Quantity	100
Packaging Method	Bag

Product Compliance

For compliance documentation, visit the product page on TE.com>

EU RoHS Directive 2011/65/EU	Compliant
EU ELV Directive 2000/53/EC	Compliant
China RoHS 2 Directive MIIT Order No 32, 2016	No Restricted Materials Above Threshold
EU REACH Regulation (EC) No. 1907/2006	Current ECHA Candidate List: JAN 2024 (240) Candidate List Declared Against: JAN 2024 (240) Does not contain REACH SVHC
Halogen Content	Low Halogen - Br, Cl, F, I < 900 ppm per homogenous material. Also BFR/CFR/PVC Free
Solder Process Capability	Not applicable for solder process capability

Product Compliance Disclaimer

This information is provided based on reasonable inquiry of our suppliers and represents our current actual knowledge based on the information they provided. This information is subject to change. The part numbers that TE has identified as EU RoHS compliant have a maximum concentration of 0.1% by weight in homogenous materials for lead, hexavalent chromium, mercury, PBB, PBDE, DBP, BBP, DEHP, DIBP, and 0.01% for cadmium, or qualify for an exemption to these limits as defined in the Annexes of Directive 2011/65/EU (RoHS2). Finished electrical and electronic equipment products will be CE marked as required by Directive 2011/65/EU. Components may not be CE marked. Additionally, the part numbers that TE has identified as EU ELV compliant have a maximum concentration of 0.1% by weight in homogenous materials for lead, hexavalent chromium, and mercury, and 0.01% for cadmium, or qualify for an exemption to these limits as defined in the Annexes of Directive 2000/53/EC (ELV). Regarding the REACH Regulation, the information TE provides on SVHC in articles for this part number is based on the latest European Chemicals Agency (ECHA) 'Guidance on requirements for substances in articles' posted at this URL: <https://echa.europa.eu/guidance-documents/guidance-on-reach>

Compatible Parts



Customers Also Bought



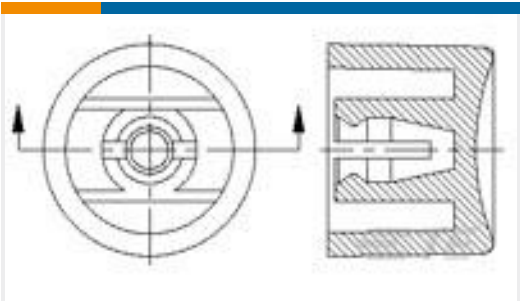
TE Part #5499206-4
A/L UNIV HDR 20P VERT LG LAT



TE Part #1-640250-0
10P SL156 HSG W/LCK RAMP NATL



TE Part #66332-7
III+ PIN,24-20,15AU/FL,STRIP



TE Part #1825068-1
C22004 CAP BLACK



TE Part #87220-3
03 MODII HDR SRST UNSHRD .100



TE Part #1393143-8
27E125=SOCKET,R10,10,SLG,PHE




TE Part #2-1437567-9
MPA106F=SWITCH P/B MOM SPDT



TE Part #200389-2
GUIDE PIN KIT



TE Part #5535043-4
ASSY,RECEPTACLE,EUROCARD,TYPE



TE Part #1825068-5
C22504 CAP GREEN

Documents

Product Drawings

GUIDE SOC. ASSY. 104 CTR. FSTN

English

CAD Files

Customer View Model

ENG_CVM_CVM_202174-5_K.2d_dxf.zip

English

3D PDF

3D

Customer View Model

ENG_CVM_CVM_202174-5_K.3d_igs.zip

English

Customer View Model

ENG_CVM_CVM_202174-5_K.3d_stp.zip

English

By downloading the CAD file I accept and agree to the [Terms and Conditions](#) of use.

Datasheets & Catalog Pages



M_SERIES_PIN_AND_SOCKET_CONNECTORS

English