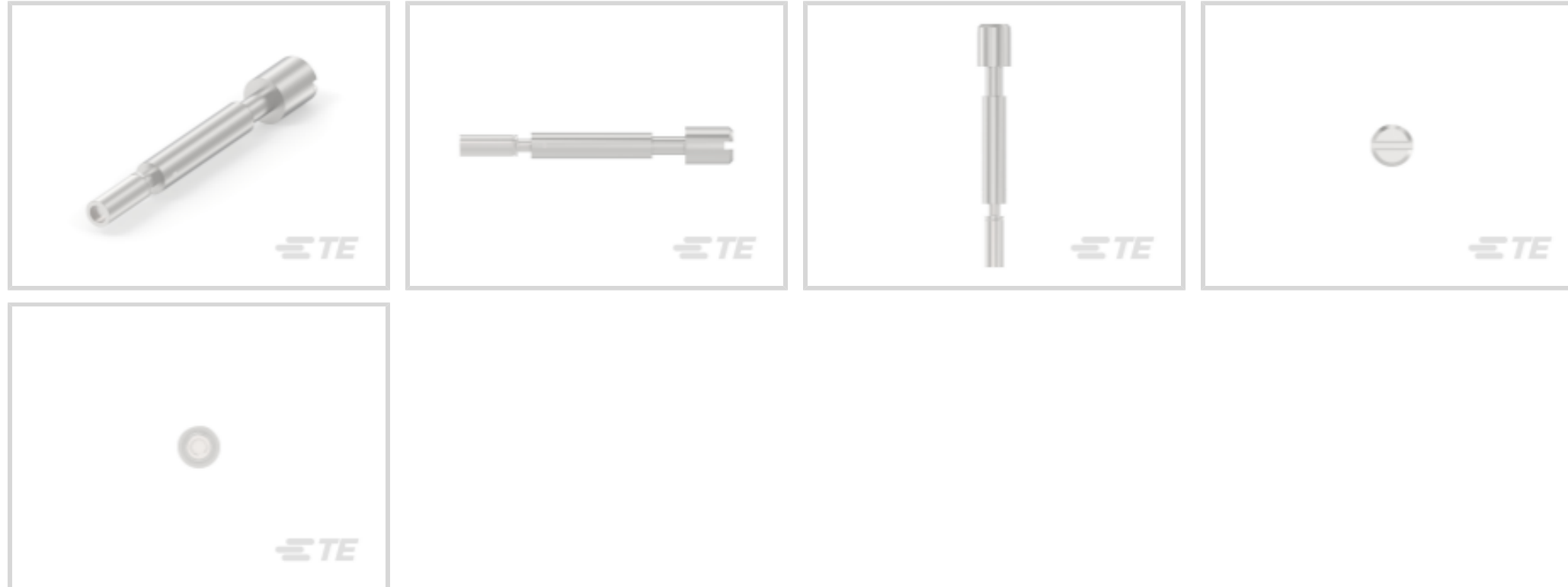




Connectors > Connector Accessories > Connector Hardware



Hardware Accessory Function: **Latching, Locking & Retention**

Connector Hardware Accessory Type: **Female Screwlock**

Primary Product Material: **Stainless Steel, Zinc Alloy**

Operating Temperature (Max): **150 °C [ 302 °F ]**

Operating Temperature Range: **-55 - 150 °C [ -67 - 302 °F ]**

## Features

### Product Type Features

Hardware Accessory Function	Latching, Locking & Retention
Connector Hardware Accessory Type	Female Screwlock

### Body Features

Primary Product Material	Stainless Steel, Zinc Alloy
--------------------------	-----------------------------

### Mechanical Attachment

Hardware Type Included	Jackscrew Pin and Jackscrew Tip Female
Product Plating Finish	Non-Hexavalent Chromate
Thread Size	6-32 [M3.5 x .6]

### Dimensions

Product Width	7.92 mm[.312 in]
Product Length	43.26 mm[2.188 in]
Product Height	7.92 mm[.312 in]

### Usage Conditions

Operating Temperature (Max)	150 °C[302 °F]
Operating Temperature Range	-55 - 150 °C[-67 - 302 °F]



### Packaging Features

Packaging Quantity	100
Packaging Method	Bag

### Product Compliance


[For compliance documentation, visit the product page on TE.com>](#)

EU RoHS Directive 2011/65/EU	Compliant
EU ELV Directive 2000/53/EC	Compliant
China RoHS 2 Directive MIIT Order No 32, 2016	No Restricted Materials Above Threshold
EU REACH Regulation (EC) No. 1907/2006	Current ECHA Candidate List: JAN 2024 (240) Candidate List Declared Against: JAN 2024 (240) Does not contain REACH SVHC
Halogen Content	Low Halogen - Br, Cl, F, I < 900 ppm per homogenous material. Also BFR/CFR/PVC Free
Solder Process Capability	Not applicable for solder process capability

#### Product Compliance Disclaimer

This information is provided based on reasonable inquiry of our suppliers and represents our current actual knowledge based on the information they provided. This information is subject to change. The part numbers that TE has identified as EU RoHS compliant have a maximum concentration of 0.1% by weight in homogenous materials for lead, hexavalent chromium, mercury, PBB, PBDE, DBP, BBP, DEHP, DIBP, and 0.01% for cadmium, or qualify for an exemption to these limits as defined in the Annexes of Directive 2011/65/EU (RoHS2). Finished electrical and electronic equipment products will be CE marked as required by Directive 2011/65/EU. Components may not be CE marked. Additionally, the part numbers that TE has identified as EU ELV compliant have a maximum concentration of 0.1% by weight in homogenous materials for lead, hexavalent chromium, and mercury, and 0.01% for cadmium, or qualify for an exemption to these limits as defined in the Annexes of Directive 2000/53/EC (ELV). Regarding the REACH Regulation, the information TE provides on SVHC in articles for this part number is based on the latest European Chemicals Agency (ECHA) 'Guidance on requirements for substances in articles' posted at this URL: <https://echa.europa.eu/guidance-documents/guidance-on-reach>

### Also in the Series | AMP M Series



Board-to-Board Jumpers & Shunts(7)



Connector Caps & Covers(12)



Connector Hardware(18)



Connector Strain Relief(11)




Rack &amp; Panel Connectors(1)



Rectangular Power Connectors(65)

## Customers Also Bought

TE Part # 1-201046-2  
SERIES "M" MIN RECT GUIDE PINTE Part # 9-1437627-1  
G13KB=BUTTON GUARD KNURL  
BLACKTE Part # 201298-3  
FEMALE BLOCK 14 POSTE Part # 201047-2  
SERIES "M" ST. STL. GUIDE SOC.TE Part # 1-200833-1  
SERIES "M" GUIDE PIN ST. STL.TE Part # 1-200835-1  
SERIES "M" MIN. RECT. GUIDE SOCTE Part # 193534-1  
PIN ASSY, POWER ,12-14 AWGTE Part # 201369-4  
75 POS. PIN HOOD

## Documents

### Product Drawings

[SERIES "M" JACKSCREW FEM. ASSY](#)

English

### CAD Files

Customer View Model

[ENG\\_CVM\\_CVM\\_200867-1\\_W.2d\\_dxf.zip](#)

English

[3D PDF](#)

3D

Customer View Model

[ENG\\_CVM\\_CVM\\_200867-1\\_W.3d\\_igs.zip](#)

English

Customer View Model

[ENG\\_CVM\\_CVM\\_200867-1\\_W.3d\\_stp.zip](#)

English

By downloading the CAD file I accept and agree to the [Terms and Conditions](#) of use.



---

**Datasheets & Catalog Pages**

**M\_SERIES\_PIN\_AND\_SOCKET\_CONNECTORS**

English

---

**Instruction Sheets**

**Instruction Sheet (U.S.)**

English

**AMP Jack Screw Selection Chart for Series "M", COAXICON and Miniature**

English

**Instruction Sheet (U.S.)**

English

**AMP TURNABLE JACK SCREW SPECIFICATIONS AND ASSEMBLY INSTRUCTIONS**

English

**Instruction Sheet (U.S.)**

English

**75 and 104 Position Series "M" Connectors and Accessories**

English

**Instruction Sheet (U.S.)**

English

**21 & 26 POSITION SERIES "M" CONNECTORS AND ACCESSORIES**

English