



soberton inc.

EM ELECTRET CONDENSER MICROPHONE

Acoustic Product Specification

Product Number: EM-4015N



Release | Revision: B/2018

TYPE Noise Cancelling

CONTENTS

This document contains the technical specifications for the noise cancelling electret condenser microphone.

Page 1
Electrical Characteristics

Page 2
Typical Frequency Response Curve
Measurement Circuit

Page 3
Measurement Setup Drawing
Product External and Dimensions

Page 4
Exploded Drawing
Material Table

Page 5
Temperature Conditions
Reliability Test

Page 6
Soldering Condition
Heat Sink

Page 7
Packing

Electrical Characteristics

Sensitivity

Symbol: S Unit: dB

Condition: 0dB=1V/Pa, at 1kHz

Limits: Min: -45 **Center: -42** Max: -39

Output impedance

Symbol: Z out Unit: KΩ

Condition: f=1kHz

Limits: Max: 5.5

Current Consumption

Symbol: I_{DSS} Unit: μA

Condition: V_{CC} =2.0V, R_L=2.2KΩ

Limits: Max: 500

Signal to Noise Ratio

Symbol: S/N Unit: dB

Condition: at 1kHz S.P.L=1Pa (A-Weighted Curve)

Limits: Min: 55

Decreasing Voltage

Symbol: ΔS Unit: dB

Condition: V_{CC}=3.0V to 2.0V

Limits: Max: -3

Operating Voltage

Unit: V

Limits: Min: 1.4 Max: 5

Maximum input S.P.L

Unit: dB

Condition: THD<3% at 1kHz

Limits: Max: 110

Testing condition

Temperature: 20±2°C

Humidity: 65±5%

Dimension

Ø4.0 x 1.5mm

IP Level

IP50



soberton inc.

EM ELECTRET CONDENSER MICROPHONE

Acoustic Product Specification

Product Number: EM-4015N



Release | Revision: B/2018

TYPE
Noise Cancelling

CONTENTS
This document contains the technical specifications for the noise cancelling electret condenser microphone.

Page 1
Electrical Characteristics

Page 2
Typical Frequency Response Curve
Measurement Circuit

Page 3
Measurement Setup Drawing
Product External and Dimensions

Page 4
Exploded Drawing
Material Table

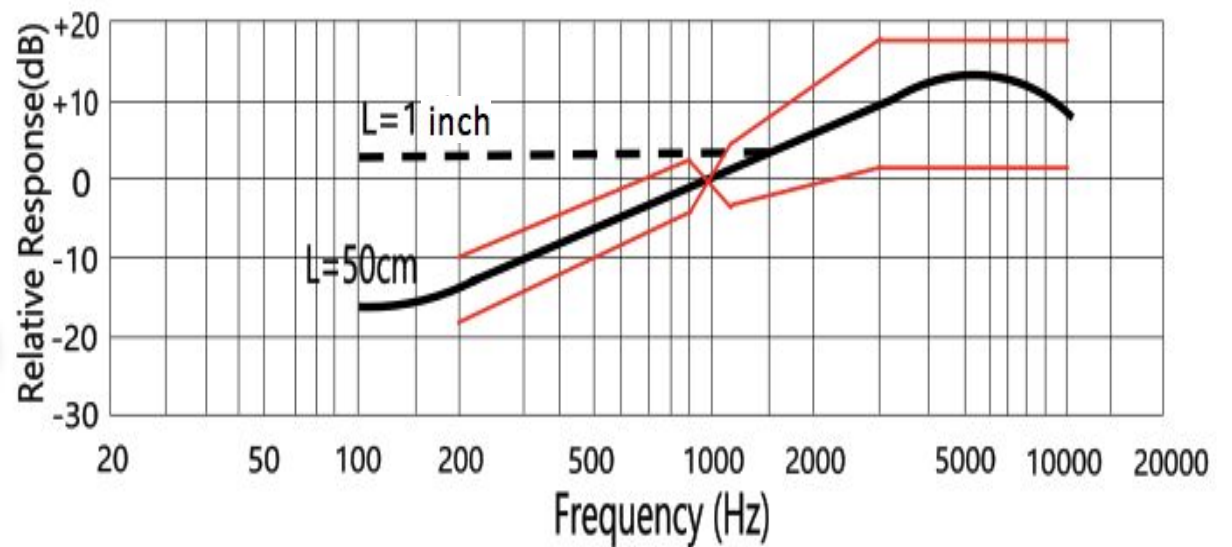
Page 5
Temperature Conditions
Reliability Test

Page 6
Soldering Condition
Heat Sink

Page 7
Packing

Typical Frequency Response Curve

Frequency Response

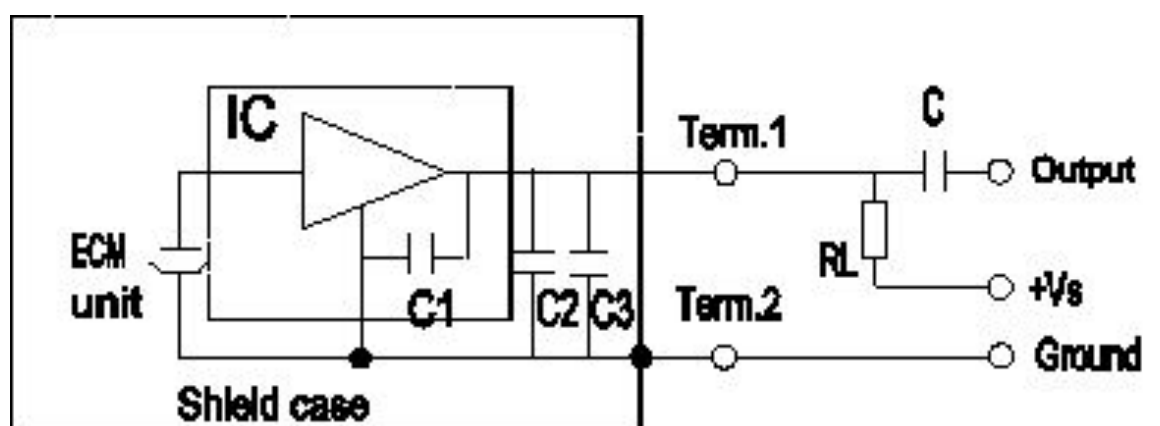


Standard Test Fixture

Frequency(Hz)	Lower Limit(dB)	Upper Limit(dB)
200	-18	-10
800	-6	+2
1000	0	0
1200	-4	+4
3000	+2	+18
5000	+2	+18
10000	+2	+18

Measurement Circuit

RL = 2.2KΩ VS = 2.0V C1 = 10pF C2 = 33pF C3 = 22nF C = 1μF





soberton inc.

EM ELECTRET CONDENSER MICROPHONE

Acoustic Product Specification

Product Number: EM-4015N



Release | Revision: B/2018

TYPE
Noise Cancelling

CONTENTS
This document contains the technical specifications for the noise cancelling electret condenser microphone.

Page 1
Electrical Characteristics

Page 2
Typical Frequency Response Curve
Measurement Circuit

Page 3
Measurement Setup Drawing
Product External and Dimensions

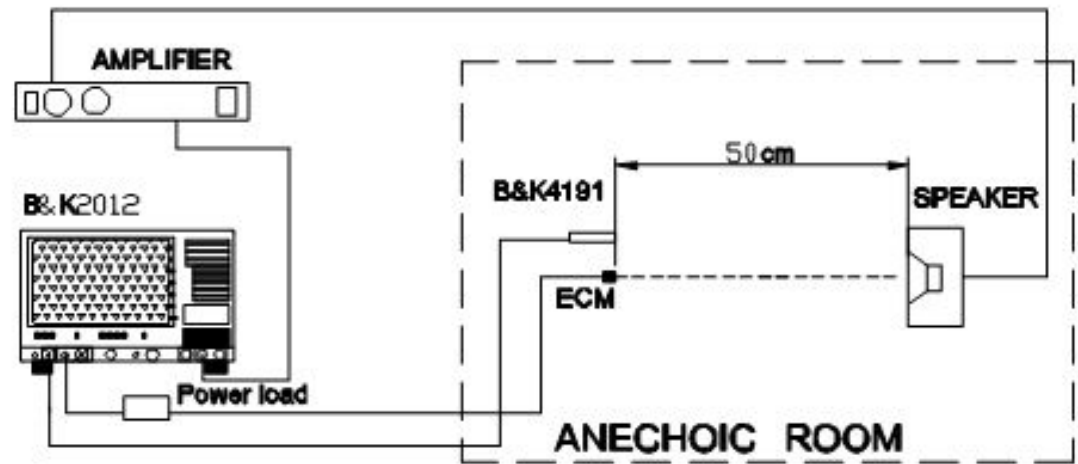
Page 4
Exploded Drawing
Material Table

Page 5
Temperature Conditions
Reliability Test

Page 6
Soldering Condition
Heat Sink

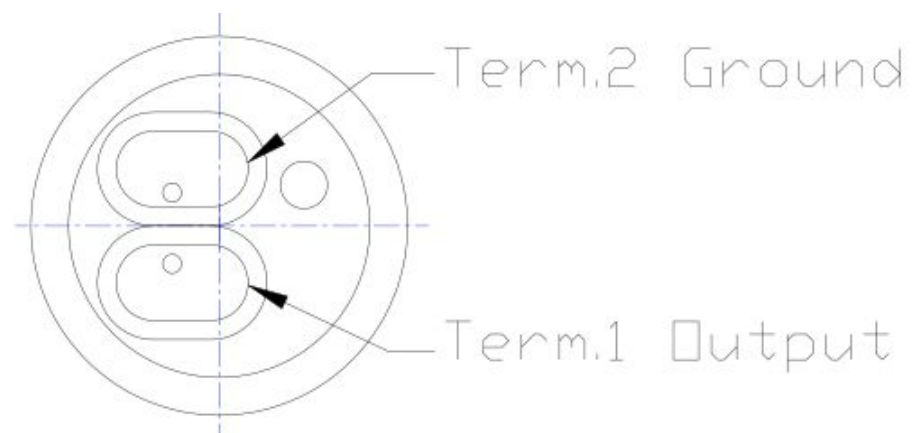
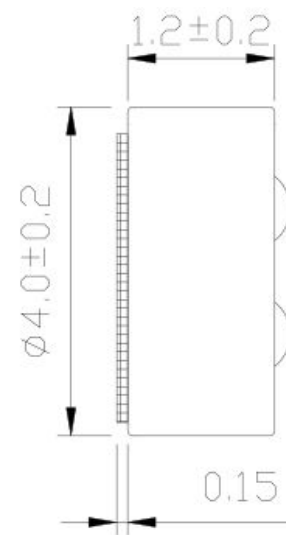

Page 7
Packing

Measurement Setup Drawing



Product External and Dimension

Unit: mm





soberton inc.

EM ELECTRET CONDENSER MICROPHONE

Acoustic Product Specification

Product Number: EM-4015N



Release | Revision: B/2018

TYPE
Noise Cancelling

CONTENTS

This document contains the technical specifications for the noise cancelling electret condenser microphone.

Page 1
Electrical Characteristics

Page 2
Typical Frequency Response Curve
Measurement Circuit

Page 3
Measurement Setup Drawing
Product External and Dimensions

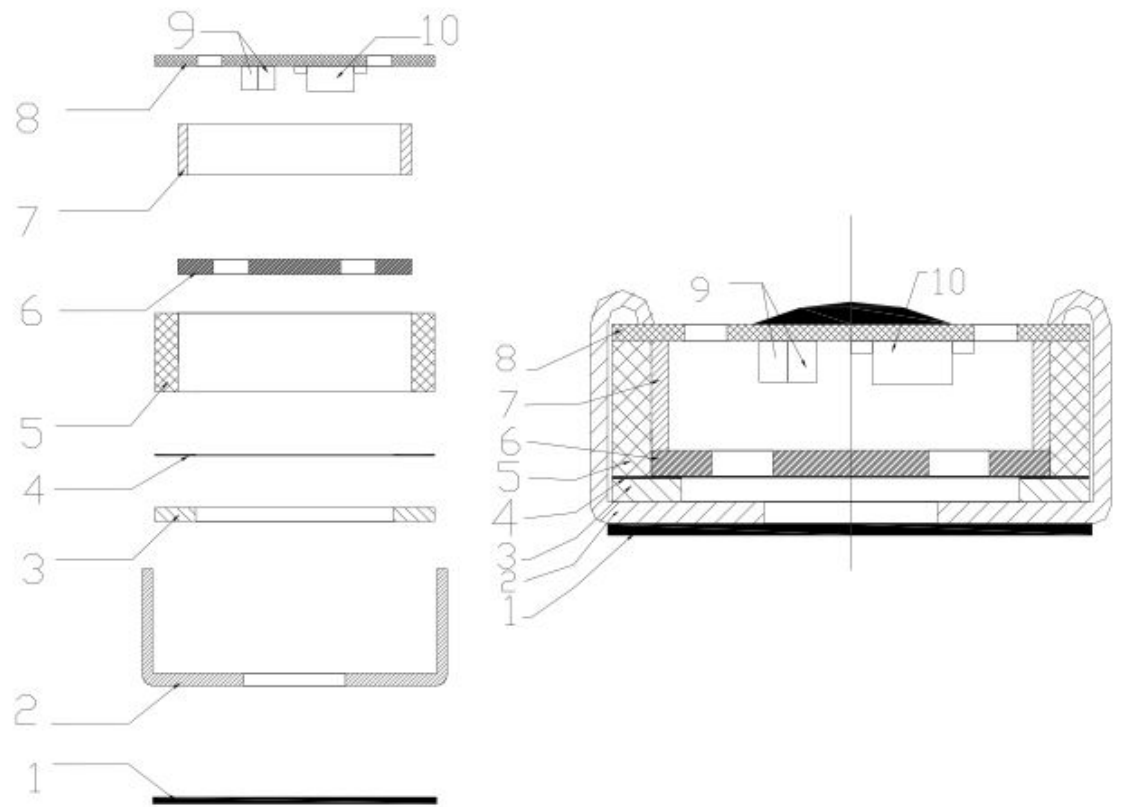
Page 4
Exploded Drawing
Material Table

Page 5
Temperature Conditions
Reliability Test

Page 6
Soldering Condition
Heat Sink

Page 7
Packing

Exploded Drawing and Material Table



No.	Part Name	Material	Quantity	Remark
1	Dustproof Gauze	Non-Weave Cloth	1	
2	Case	Al & Mg Alloy	1	
3	Diaphragm		1	
4	Spacer		1	
5	Chamber		1	
6	Electret Plate		1	
7	Copper Ring		1	
8	PCB	FR-4	1	
9	Capacitors		1	33pF+22nF
10	FET	Built in 10pF capacitors	1	



soberton inc.

EM ELECTRET CONDENSER MICROPHONE

Acoustic Product Specification

Product Number: EM-4015N



Release | Revision: B/2018

TYPE
Noise Cancelling

CONTENTS

This document contains the technical specifications for the noise cancelling electret condenser microphone.

Page 1
Electrical Characteristics

Page 2
Typical Frequency Response Curve
Measurement Circuit

Page 3
Measurement Setup Drawing
Product External and Dimensions

Page 4
Exploded Drawing
Material Table

Page 5
Temperature Conditions
Reliability Test

Page 6
Soldering Condition
Heat Sink

Page 7
Packing

Temperature Conditions

Operating Temperature Range

-40°C~+85°C

Storage Temperature Range

-40°C~+85°C

Reliability Test

After each of the following tests, the sensitivity of the microphone should be within ±3dB of initial sensitivity after 3 hours of conditioning at 20°C.

Frequency : 10Hz~55Hz

Amplitude: 1.52mm

Change of Frequency : 1 octave/min

2 hours in each of axis

High Temperature Test

+85°C for 240 hours.

Low Temperature Test

-40°C for 240 hours.

Humidity Test

90%~95%RH,+60°C for 240 hours.

Thermal Shock Test

-40°C, 30 minutes ↔ +80°C, 30 minutes, repeated 10 cycles → room temperature, 3 hours.

Temperature Cycles

-40°C ↔ +20°C ↔ +85°C ↔ +20°C ↔ -40°C
(2h) (0.5h) (2h) (0.5h) (2h) (0.5h) (2h) (0.5h) (2h) for 10 cycles.

Packing Drop Test

Height: 1.5m

Procedure: 5 times from each of axis

Electrostatic Discharge

Tested to IEC61000-4-2 level 3:

a) Contact Discharge: The microphone shall operate normally after 10 discharges to is 6KV DC and the discharge network is 150pF and 330Ω.

b) Air Discharge: The microphone shall operate normally after 10 discharges to is 8KV DC and the discharge network is 150pF and 330Ω



soberton inc.

EM ELECTRET CONDENSER MICROPHONE

Acoustic Product Specification

Product Number: EM-4015N



Release | Revision: B/2018

TYPE
Noise Cancelling

CONTENTS

This document contains the technical specifications for the noise cancelling electret condenser microphone.

Page 1
Electrical Characteristics

Page 2
Typical Frequency Response Curve
Measurement Circuit

Page 3
Measurement Setup Drawing
Product External and Dimensions

Page 4
Exploded Drawing
Material Table

Page 5
Temperature Conditions
Reliability Test

Page 6
Soldering Condition
Heat Sink

Page 7
Packing

Soldering Condition

We suggest using anti-static welding machine which can control soldering temperature automatically.

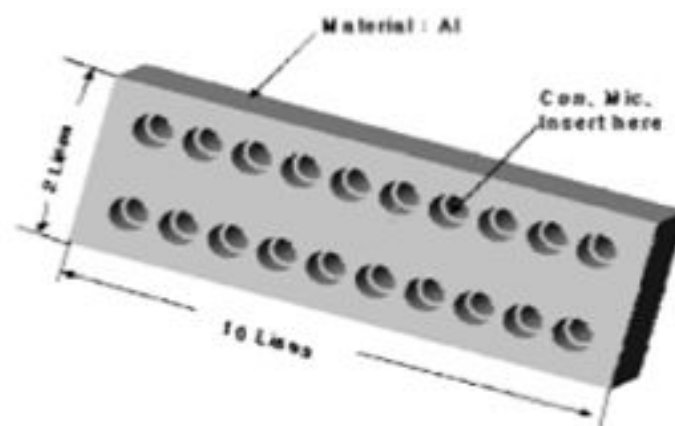
Soldering temperature should be controlled under 320°C and soldering time for each terminal should be 1~2 seconds.

Microphone should be fixed on the metal block (heat sink), which has high radiation effects, and heat sink shall contact with MIC tightly.

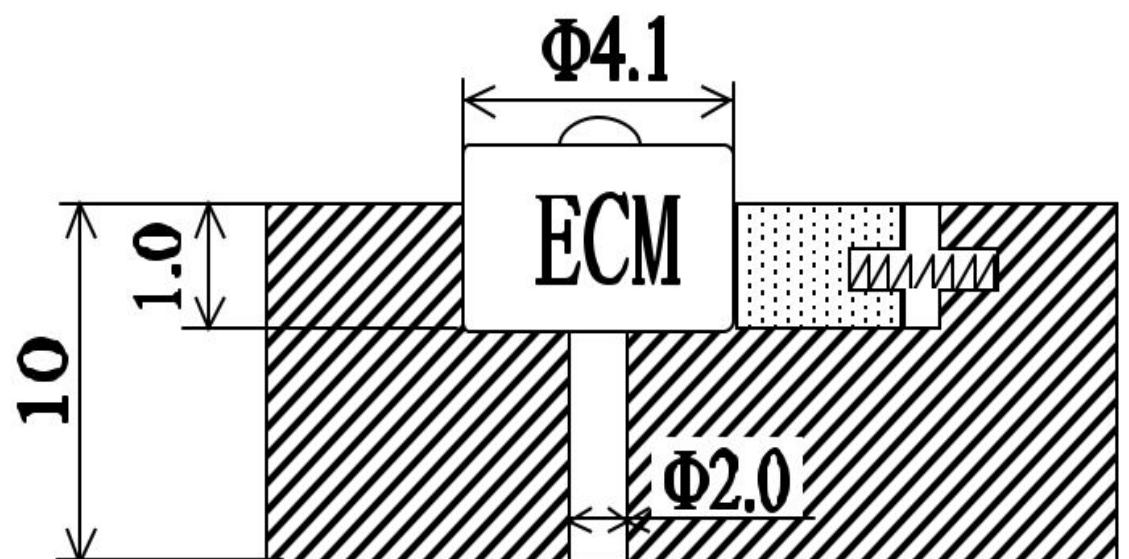
Microphone may easily be destroyed by the static electricity. The countermeasure for eliminating the static electricity shall be by grounding the worktable and operator.

Heat Sink

Shape of heat sink



Shape of hole at fixed part





soberton inc.

EM ELECTRET CONDENSER MICROPHONE

Acoustic Product Specification

Product Number: EM-4015N



Release | Revision: B/2018

TYPE
Noise Cancelling

CONTENTS

This document contains the technical specifications for the noise cancelling electret condenser microphone.

Page 1
Electrical Characteristics

Page 2
Typical Frequency Response Curve
Measurement Circuit

Page 3
Measurement Setup Drawing
Product External and Dimensions


Page 4
Exploded Drawing
Material Table

Page 5
Temperature Conditions
Reliability Test

Page 6
Soldering Condition
Heat Sink

Page 7
Packing

Packing



Details

Dimension: (length x width x height) unit:mm

- Anti-Static Bag:** 80 x 80 x 2mm
- Small Packet:** 80 x 80 x 10mm
- Middle Box:** 175 x 85 x 50mm
- Carton Size:** 550 x 230 x 235mm

Quantity and Weight

- Small Box:** 100 pcs
- Middle Box:** 1,000 pcs
- Carton:** 30,000 pcs
- 1 PC:** 0.1g
- Net Weight:** 3.0kg
- Gross Weight:** 7.0kg