


A2000-250-21X Features:

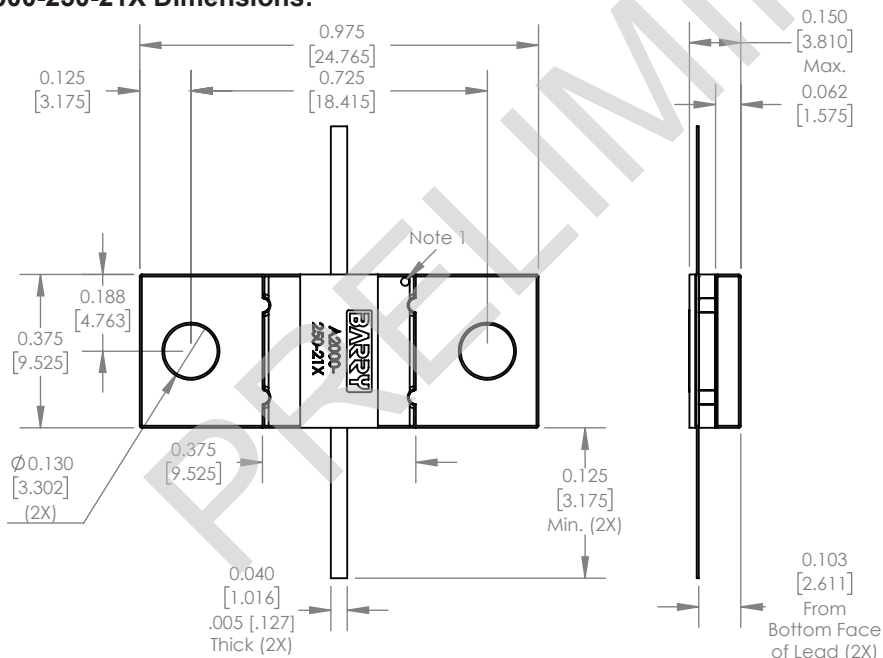
- Flange Mount
- RoHS Compliant
- Customer Defined Testing Available
- High Rated Power
- Covered Resistive Element

A2000-250-21X Parameters:

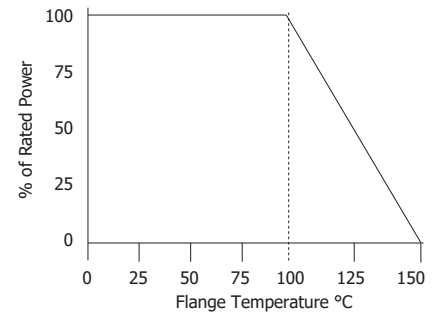
Nominal Attenuation:	20dB
Operating Frequency:	DC -4GHz
Attenuation Accuracy:	-0.2dB, +0.7dB (DC - 3GHz) -0.2dB, +0.9dB (>3 - 4GHz)
Return Loss (Typical)*:	21dB or Better (DC - 2GHz) 19dB or Better (>2 - 3GHz) 13.5dB or Better (>3 - 4GHz)
Input Power:	250W**
Reverse Power:	60W**
Impedance:	50Ω
Resistor Construction:	Thick Film on BeO
Flange Construction:	Silver Plated Copper
Lead Construction:	Silver Plated Copper
Operating Temperature:	-55 to +150°C



A2000-250-21X Dimensions:




A2000-250-21X Power Derating Curve



Dimensions in inches [mm]
Tolerance is ± 0.010 [0.254]
unless otherwise stated

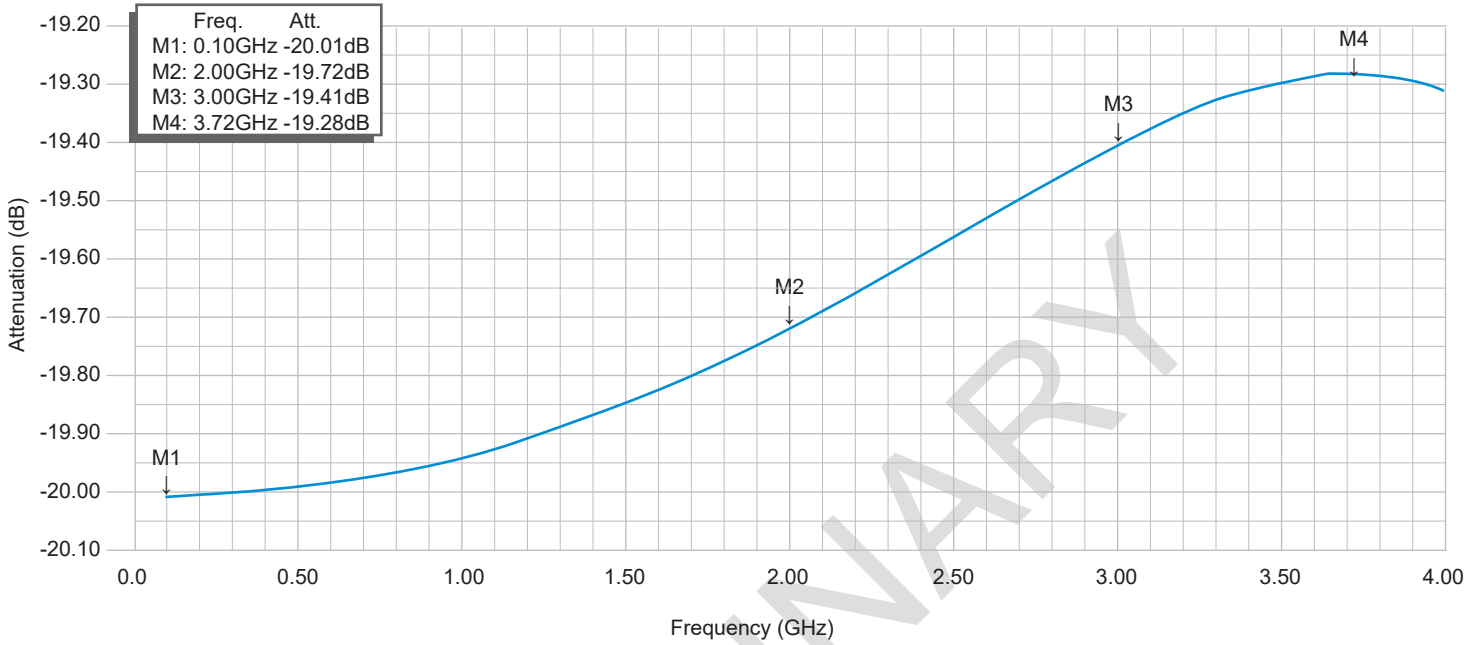
- 1 Dot Indicates Input Side
- * In a matched, continuous 50Ω system with proper workmanship
- ** Rating based on ≤100°C constant baseplate temperature

Ordering Information:

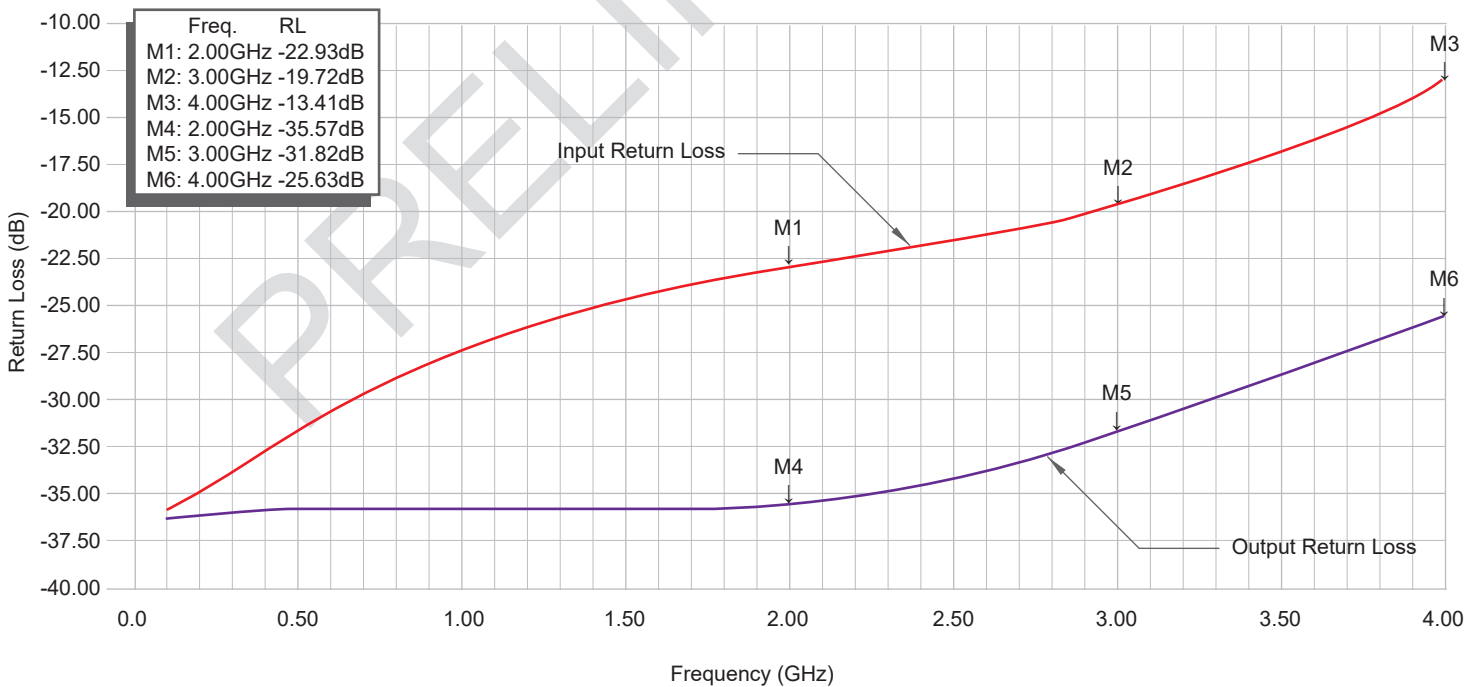


Barry Industries reserves the right to change part number and/or process without notification.

A2000-250-21X Attenuation Accuracy:



A2000-250-21X (Red) Input Return Loss (Purple) Output Return Loss:



Barry Industries reserves the right to change part number and/or process without notification.

Barry Industries maintains an ISO9001 Certified Quality Management System and is an ITAR Registered company.

A2000-250-21X Reliability Data:

Parameter:	Test Condition:	Results:
Short Time Overload	Apply 1.1x Rated Power for 5 Seconds.	≤ 5.0% Resistance Shift
Rated Load Life	Apply 1/2 Power Under 40°C ±2°C 90 Minutes on/ 30 Minutes off. Repeat for 100 hours	≤ 5.0% Resistance Shift
Moisture Resistance	MIL-PRF-55342 para.4.8.9 95% RH, 25°C - 65°C	≤ 5.0% Resistance Shift
Resistance to Soldering Heat (Lead)	MIL-STD-202 Method 210 Test Condition "A"	≤ 5.0% Resistance Shift
Resistance to Soldering Heat (Assembly)	MIL-STD-202 Method 210 Test Condition "J"	≤ 5.0% Resistance Shift
Terminal Strength	MIL-STD-202 Method 211 Test Condition "A" 3lbs. Test Condition "B" 5 bends	No Significant Abnormality (Visual)
Solderability (Lead only)	MIL-STD-202 Method 208 Test C	>95% Covered
High Temperature Storage	125°C ±2°C for 500 Hours	1.) ≤ 5.0% Resistance Shift 2.) No Significant Abnormality (Visual)
Thermal Shock	-5°C to +150°C 30 Minutes Dwell, 5 Cycles	1.) ≤ 5.0% Resistance Shift 2.) No Significant Abnormality (Visual)

Barry Industries reserves the right to change part number and/or process without notification.

Barry Industries maintains an ISO9001 Certified Quality Management System and is an ITAR Registered company.