

0 to 70 dB Step Attenuator With a 10 dB Step BNC Female Connectors Rated Up To 2.2 GHz and Up to 2 Watts in a Rotary Design

The FMAT1022 is a Step Attenuator that has 70 dB of total attenuation with 10 dB step size and rotary dial design across a frequency range from DC to 2.2 GHz. The design is tried and true technology that offers exceptional performance characteristics that include 0.5 dB maximum insertion loss, and a maximum VSWR of 1.4:1 at 2.2 GHz. The design also features excellent attenuation accuracy with ± 0.4 dB typical at 2.2 GHz. The Chem film Aluminum alloy package has BNC Female connectors, and operates within the temperature range of -20°C to 80°C.

Electrical Specifications

Description	Min	Typ	Max	Units
Frequency Range	DC		2.2	GHz
Impedance		50		Ohms
Insertion Loss			0.5	dB
Attenuation Value		0 to 70		dB
Step Size		10		dB
Step Type		Rotary		
Accuracy Statement	± 0.5 dB or 3% (Whichever is greater)			
Input Power			2	Watts
Input Power, Peak			1	KWatts

Specifications by Frequency

Description	F1	F2	F3	F4	F5	Units
Range	DC to 1	1 to 2.2				GHz
Insertion Loss	0.3	0.5				dB
VSWR	1.2:1	1.4:1				

Mechanical Specifications

Size	
Length	2.67 in [67.82 mm]
Width	1.5 in [38.1 mm]
Weight	0.57 lbs [258.55 g]
Body Material and Plating	Aluminum, Chem Film

Connectors

Description	Connector 1	Connector 2
Type	BNC Female	BNC Female

Environmental Specifications

Temperature	
Operating Range	-20 to 85 deg C



Features:

- 10 dB steps from 0 to 70 dB Attenuation
- Rotary Dial Control
- ± 0.5 dB or 3% Attenuation Accuracy
- BNC Female Connectors
- -20°C to +80°C Operating Temperature

Applications:

- Instrumentation
- Precision Measurements
- Prototyping and Characterization
- Production Systems

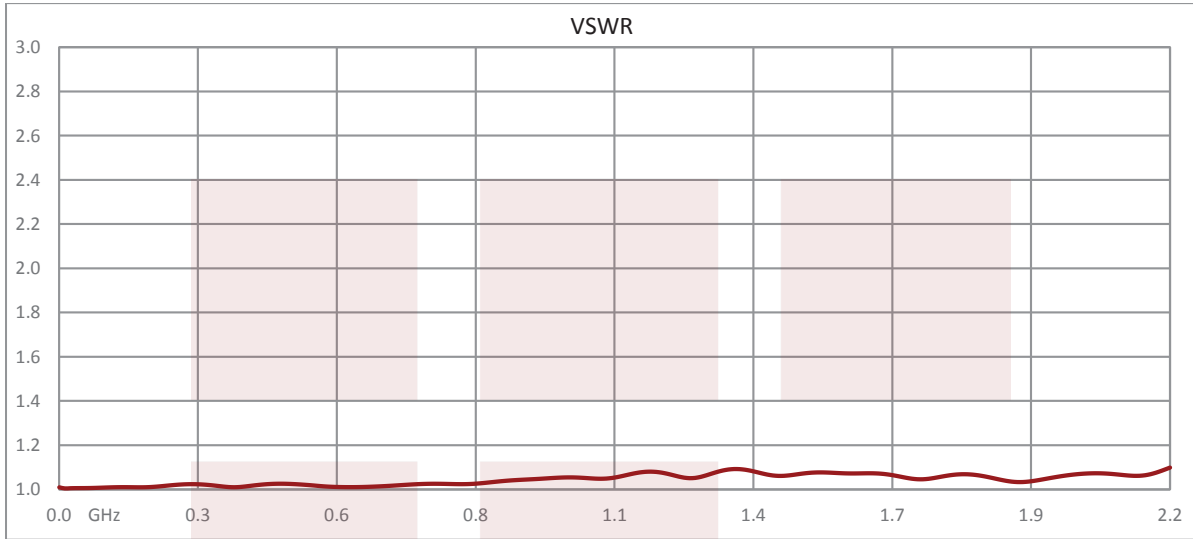
Fairview Microwave
1130 Junction Dr. #100
Allen, TX 75013
Tel: 1-800-715-4396 / (972) 649-6678
Fax: (972) 649-6689
www.fairviewmicrowave.com
sales@fairviewmicrowave.com

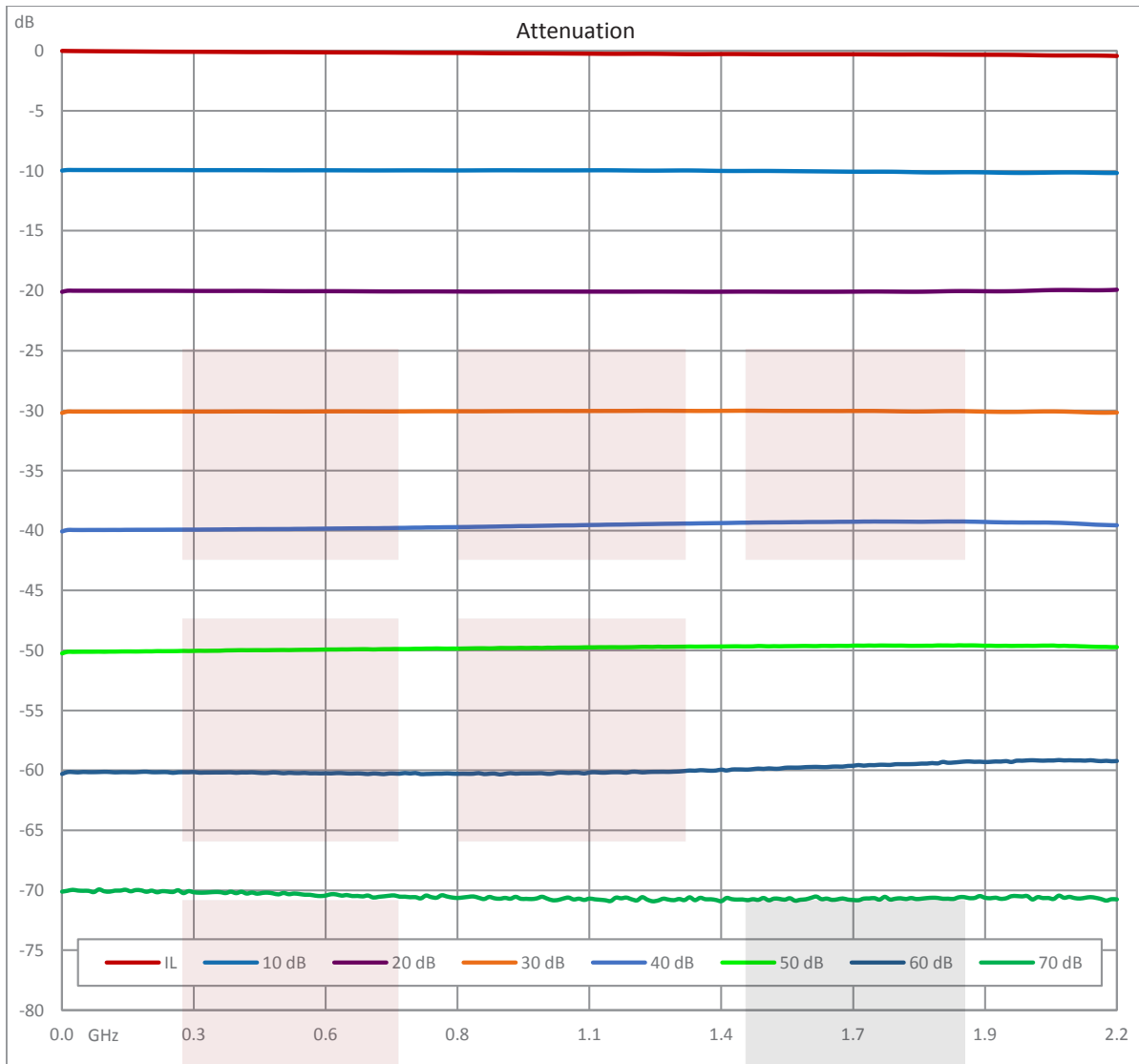
Compliance Certifications (see [product page](#) for current document)

Plotted and Other Data

Notes:

Typical Performance Data



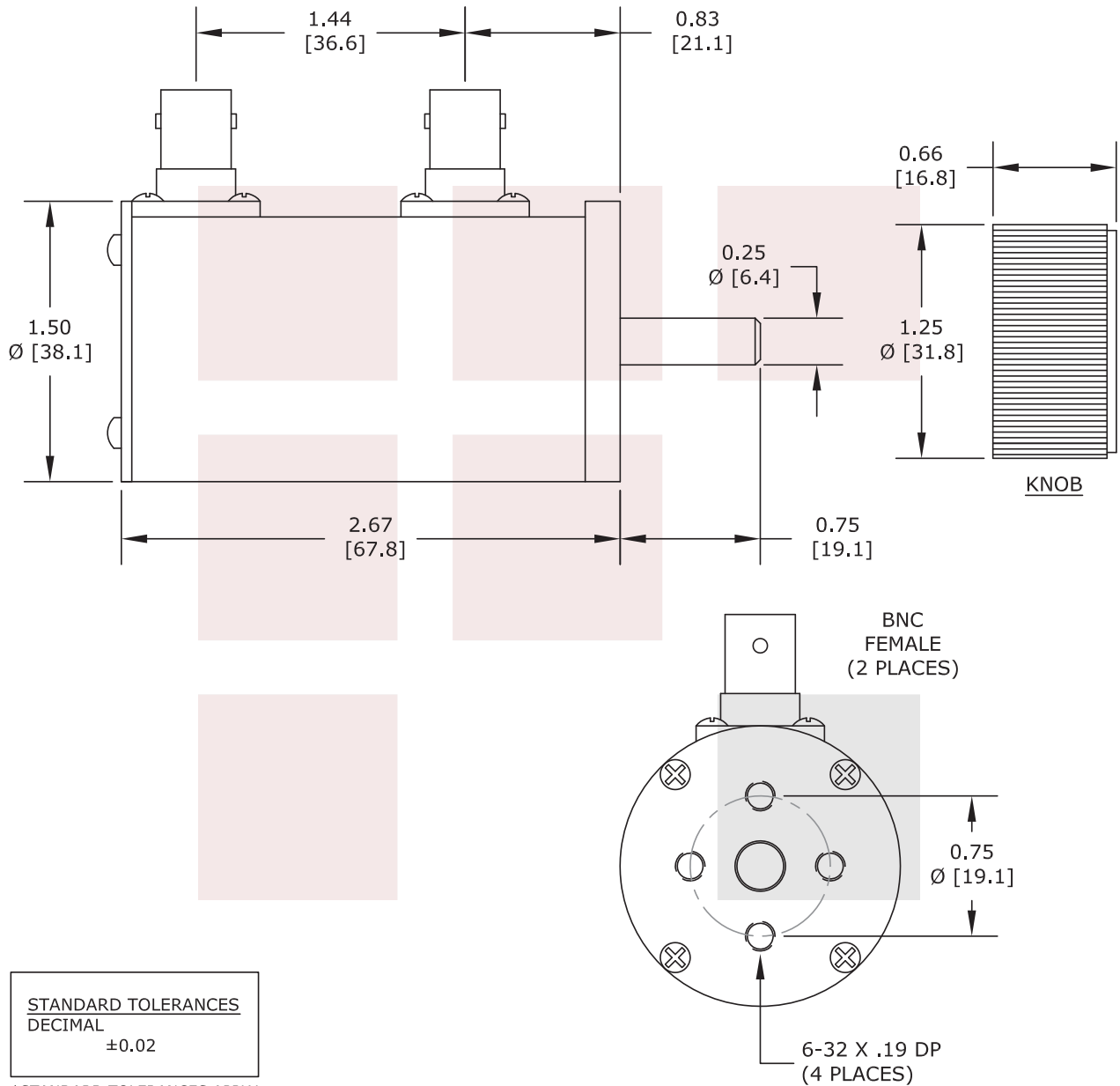


0 to 70 dB Step Attenuator With a 10 dB Step BNC Female Connectors Rated Up To 2.2 GHz and Up to 2 Watts in a Rotary Design from Fairview Microwave is in-stock and available to ship same-day. All of our RF/microwave products are available off-the-shelf from our ISO 9001:2008 certified facilities in Allen, Texas. Fairview Microwave is RF on-demand.

For additional information on this product, please click the following link: [0 to 70 dB Step Attenuator With a 10 dB Step BNC Female Connectors Rated Up To 2.2 GHz and Up to 2 Watts in a Rotary Design FMAT1022](https://www.fairviewmicrowave.com/70db-step-attenuator-10db-bnc-female-dc-2.2-ghz-2-watts-fmat1022-p.aspx)

URL: <https://www.fairviewmicrowave.com/70db-step-attenuator-10db-bnc-female-dc-2.2-ghz-2-watts-fmat1022-p.aspx>

The information contained in this document is accurate to the best of our knowledge and representative of the part described herein. It may be necessary to make modifications to the part and/or the documentation of the part, in order to implement improvements. Fairview Microwave reserves the right to make such changes as required. Unless otherwise stated, all specifications are nominal. Fairview Microwave does not make any representation or warranty regarding the suitability of the part described herein for any particular purpose, and Fairview Microwave does not assume any liability arising out of the use of any part or documentation.



STANDARD TOLERANCES
DECIMAL
±0.02

*STANDARD TOLERANCES APPLY
ONLY TO DIMENSIONS IN INCHES

FAIRVIEW MICROWAVE INC. ALLEN, TX 75013 WWW.FAIRVIEWMICROWAVE.COM		NOTES: 1. UNLESS OTHERWISE SPECIFIED ALL DIMENSIONS ARE NOMINAL. 2. ALL SPECIFICATIONS ARE SUBJECT TO CHANGE WITHOUT NOTICE AT ANY TIME. 3. DIMENSIONS ARE IN INCHES [mm].			
TITLE 0 to 70 dB Step Attenuator With a 10 dB Step BNC Female Connectors Rated Up To 2.2 GHz and Up to 2 Watts in a Rotary Design		DWG NO FMAT1022		CAGE CODE 3FKR5	
CAD FILE	021417	SHEET	SCALE	N/A	SIZE A 2233