

**3 dB Fixed Attenuator SMA Male To SMA Female
 From 0.009 MHz To 6 GHz Rated To 2 Watts With
 Copper Body**

Fairview Microwave carries a broad selection of fixed attenuators with a wide range of attenuation levels, frequency ranges, and power dissipation ranges. Also known as RF pads, RF microwave attenuators lower the amplitude of a signal (or attenuate) a known amount. These attenuator pads can be used in a wide variety of applications including reducing a signal level to protect measurement equipment or other circuitry, extending the range of power meters and amplifiers, and impedance matching circuits by reducing the VSWR seen by adjacent components. RF attenuators can prevent signal overload in amplifiers, receivers and detectors, adjusting the signal level to a range that is optimal.

Few RF components are as commonly used as fixed coaxial attenuators, and Fairview Microwave carries one of the largest in-stock selections and ships them same day. The FMAT1009 is a 3 dB Fixed Attenuator that operates from 9 KHz to 6 GHz and is rated to 2 Watts. The versatile coaxial package uses SMA male to SMA female connectors and is also REACH and RoHS compliant.



Features:

- 9 kHz to 6 GHz Frequency Range
- Attenuation 3±0.5 dB
- Max Power 2 Watts (CW)
- Return Loss < -30 dB

Applications:

- Instrumentation
- Precision measurements
- Prototyping and characterization
- Production systems

Electrical Specifications

| Description | Min | Typ | Max | Units |
|----------------------|------|-----|--------|-------|
| Frequency Range | 9KHz | | 6 | GHz |
| Impedance | | 50 | | Ohms |
| Nominal Attenuation | | 3 | | dB |
| Attenuation Accuracy | | | ±0.5 | dB |
| VSWR | | | 1.07:1 | |
| Return Loss | | | -30 | dB |
| Input Power, CW | | | 2 | Watts |

Specifications by Frequency

| Description | F1 | F2 | F3 | F4 | F5 | Units |
|---------------------|-----------|--------|----|----|----|-------|
| Range | 9KHz to 3 | 3 to 6 | | | | GHz |
| Atten Accuracy, Typ | ±0.15 | ±0.25 | | | | dB |
| Atten Accuracy, Max | ±0.3 | ±0.5 | | | | dB |

Mechanical Specifications

| | |
|---------------------------|---------------------|
| Size | |
| Length | 1.22 in [30.99 mm] |
| Width/Diameter | 0.37 in [9.4 mm] |
| Weight | 0.0189 lbs [8.57 g] |
| Body Material and Plating | Copper |

Configuration

| | |
|---------------|---------------|
| Design | Fixed |
| Package Style | Connectorized |

Fairview Microwave
 1130 Junction Dr. #100
 Allen, TX 75013
 Tel: 1-800-715-4396 / (972) 649-6678
 Fax: (972) 649-6689
www.fairviewmicrowave.com
sales@fairviewmicrowave.com

Connectors

| Description | Connector 1 | Connector 2 |
|-------------|-------------|-------------|
| Type | SMA Male | SMA Female |
| Hex Size | 5/16 inch | |

Environmental Specifications

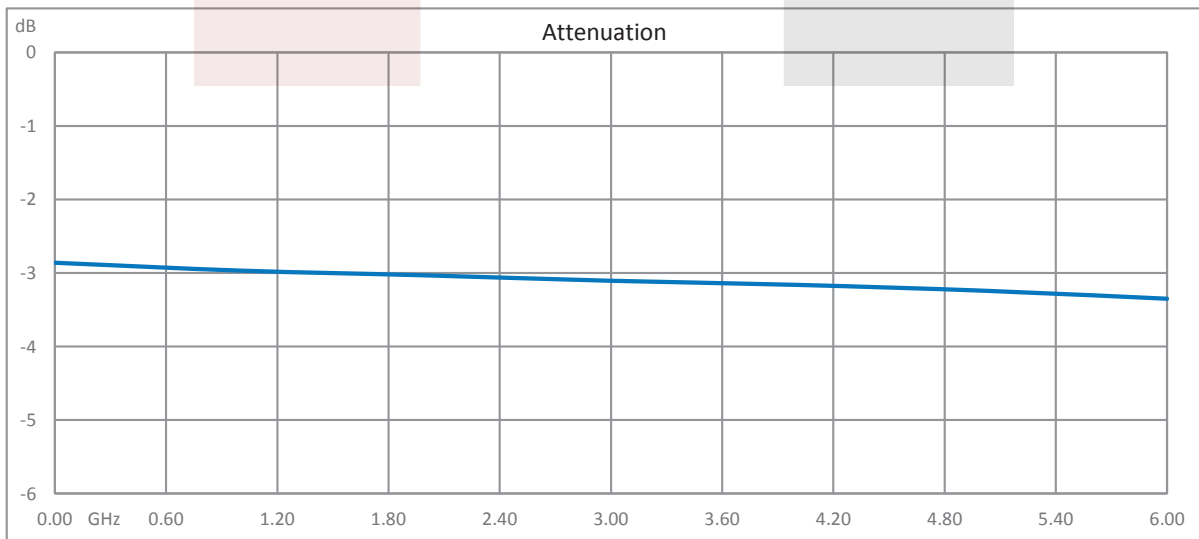
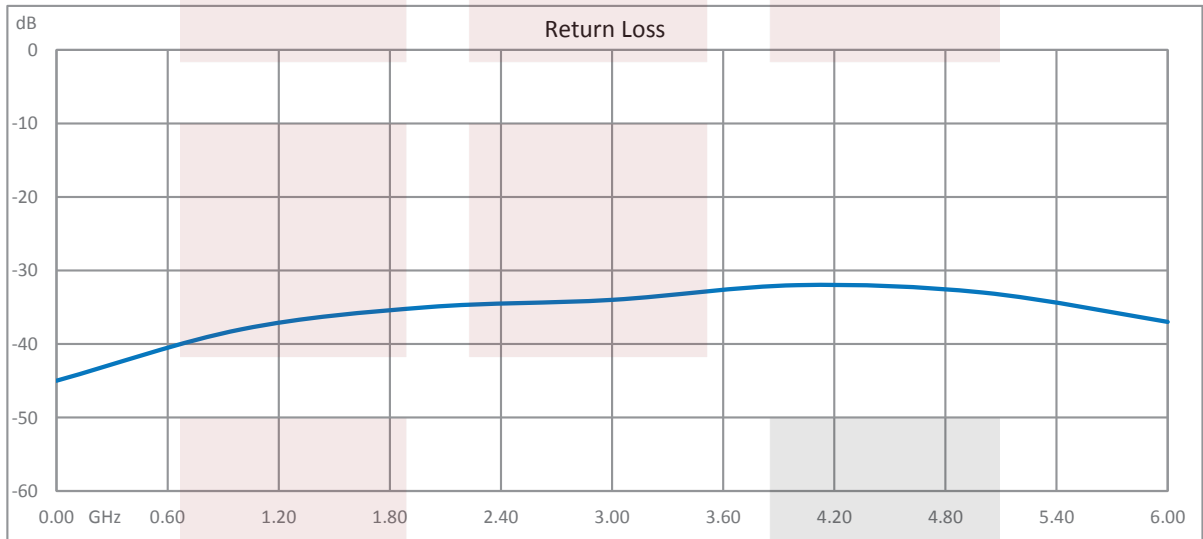
Compliance Certifications (visit www.FairviewMicrowave.com for current document)

RoHS Compliant Yes
 REACH Compliant 12/17/2015

Plotted and Other Data

Notes:

Typical Performance Data



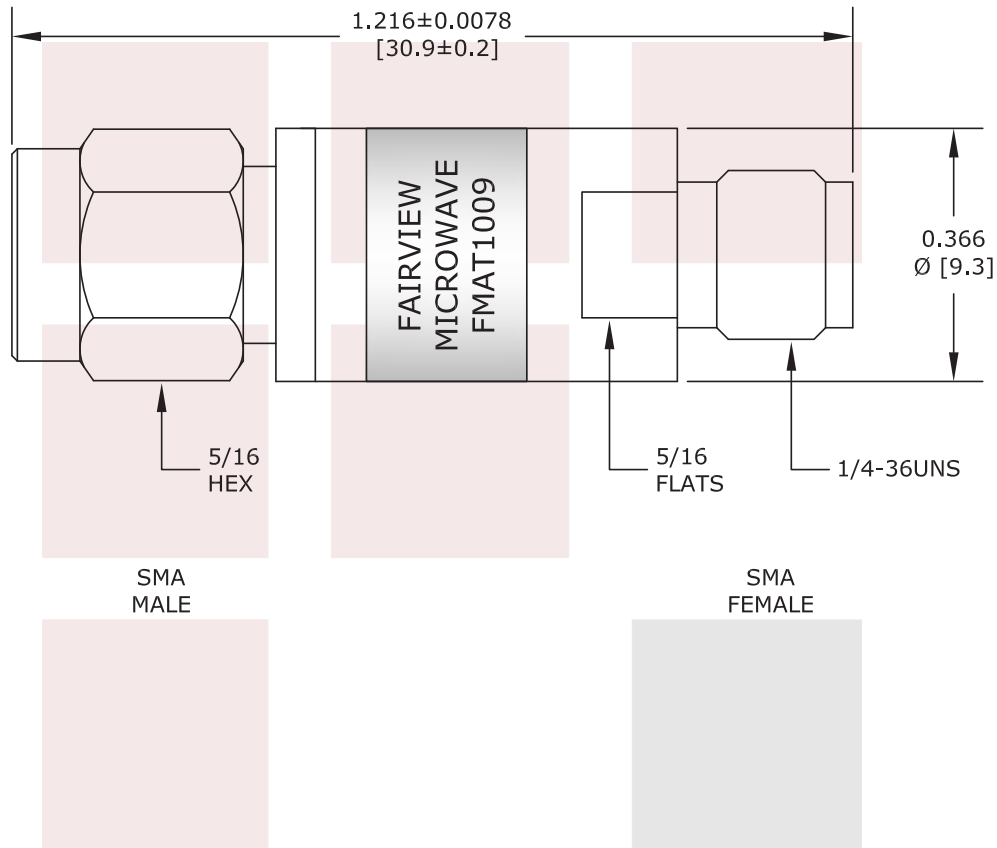
3 dB Fixed Attenuator SMA Male To SMA Female From 0.009 MHz To 6 GHz Rated To 2 Watts With Copper Body from Fairview Microwave is in-stock and available to ship same-day. All of our RF/microwave products are available off-the-shelf from our ISO 9001:2008 certified facilities in Allen, Texas. Fairview Microwave is RF on-demand.

For additional information on this product, please click the following link: [3 dB Fixed Attenuator SMA Male To SMA Female From 0.009 MHz To 6 GHz Rated To 2 Watts With Copper Body FMAT1009](#)

URL: <https://www.fairviewmicrowave.com/3db-fixed-attenuator-sma-male-sma-female-2-watts-fmat1009-p.aspx>

The information contained in this document is accurate to the best of our knowledge and representative of the part described herein. It may be necessary to make modifications to the part and/or the documentation of the part, in order to implement improvements. Fairview Microwave reserves the right to make such changes as required. Unless otherwise stated, all specifications are nominal. Fairview Microwave does not make any representation or warranty regarding the suitability of the part described herein for any particular purpose, and Fairview Microwave does not assume any liability arising out of the use of any part or documentation.





| GENERAL TOLERANCES | |
|--------------------|---------|
| 0.039-0.158 | ±0.0055 |
| 0.158-0.630 | ±0.0059 |
| 0.630-2.480 | ±0.0078 |
| >2.480 | ±0.0118 |

*STANDARD TOLERANCES APPLY ONLY TO DIMENSIONS IN INCHES

| | | | | | |
|---|--------|---|-------|--------------------|-------------|
| FAIRVIEW MICROWAVE INC. ALLEN, TX 75013 WWW.FAIRVIEWMICROWAVE.COM | | NOTES: 1. UNLESS OTHERWISE SPECIFIED ALL DIMENSIONS ARE NOMINAL. 2. ALL SPECIFICATIONS ARE SUBJECT TO CHANGE WITHOUT NOTICE AT ANY TIME. 3. DIMENSIONS ARE IN INCHES [mm]. | | | |
| TITLE 3 dB Fixed Attenuator SMA Male To SMA Female From 0.009 MHz To 6 GHz Rated To 2 Watts With Copper Body | | DWG NO FMAT1009 | | CAGE CODE 3FKR5 | |
| CAD FILE | 030116 | SHEET | SCALE | N/A | SIZE A 2233 |