


# Shielded Coupled Inductor

For Maxim  
MAX14521E



The **GA3250-BE** and GA3250-BL will no longer be available for purchase after 10/02/21. Please see the **GA3250-EE**, which is a drop-in replacement that provides a more robust design. The upgraded part offers the same electrical performance, 1:8 turns ratio and has the same dimensions that fit the same land pattern.



- Developed for Maxim MAX14521E High-Voltage EL Lamp Driver with I<sup>2</sup>C Interface
- Used as a 1 : 8 autotransformer
- Shielded part for high-density applications

**Core material** Ferrite

**Environmental** RoHS compliant, halogen free

**Terminations** Silver-palladium-platinum-glass frit.

**Weight** 32 mg

**Ambient temperature** -40°C to +85°C with Irms current, +85°C to +125°C with derated current

**Storage temperature** Component: -40°C to +125°C.  
Tape and reel packaging: -40°C to +80°C

**Resistance to soldering heat** Max three 40 second reflows at +260°C, parts cooled to room temperature between cycles

**Temperature Coefficient of Inductance (TCL)** +50 to +150 ppm/°C

**Moisture Sensitivity Level (MSL)** 1 (unlimited floor life at <30°C / 85% relative humidity)

**Packaging** 1000/7" reel; 3500/13" reel; Plastic tape: 12 mm wide, 0.23 mm thick, 8 mm pocket spacing, 1.4 mm pocket depth

**PCB washing** Only pure water or alcohol recommended

Part number <sup>1</sup>	Inductance ±20% (µH) <sup>2</sup>		DCR max (Ohms)		Turns ratio L1 : L2	Isat <sup>3</sup> (A)	Irms <sup>4</sup> (A)
	L1	L2	L1	L2			
GA3250-BE_	1.9	112	1.29	11.19	1 : 8	0.7	0.41

1. When ordering, please specify **packaging** code:

**GA3250-BE**  
↓  
**GA3250-BEC**

**Packaging:** **C** = 7" machine-ready reel. EIA-481 embossed plastic tape (1000 parts per full reel). Quantities less than full reel available: in tape (not machine ready) or with leader and trailer (\$25 charge).

**D** = 13" machine-ready reel. EIA-481 embossed plastic tape. Factory order only, not stocked (3500 parts per full reel). Quantities less than full reel available: in tape (not machine ready) or with leader and trailer (\$25 charge).

**B** = Less than full reel. In an effort to simplify our part numbering system, Coilcraft is eliminating the need for multiple packaging codes. When ordering, simply change the last letter of your part number from B to D.

2. Inductance measured at 100 kHz, 0.1 Vrms, 0 Adc using an Agilent/HP 4284A LCR meter or equivalent.

3. DC current at which the inductance of L1 drops 20% (typ) from its value without current.

4. Current applied to both winding in parallel that causes a 40°C temperature rise from 25°C ambient.

This information is for reference only and does not represent absolute maximum ratings.

5. Electrical specifications at 25°C.

Refer to Doc 362 "Soldering Surface Mount Components" before soldering.



www.coilcraft.com

**US** +1-847-639-6400 sales@coilcraft.com

**UK** +44-1236-730595 sales@coilcraft-europe.com

**Taiwan** +886-2-2264 3646 sales@coilcraft.com.tw

**China** +86-21-6218 8074 sales@coilcraft.com.cn

**Singapore** + 65-6484 8412 sales@coilcraft.com.sg

Document 717-1 Revised 03/23/21

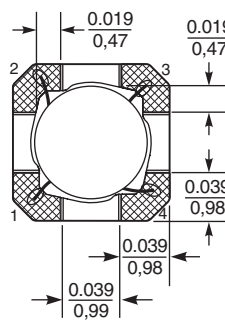
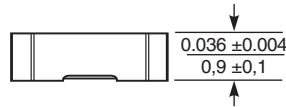
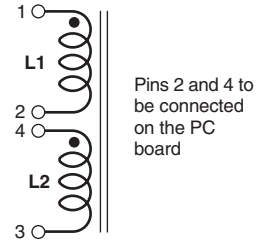
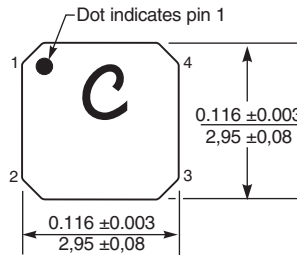
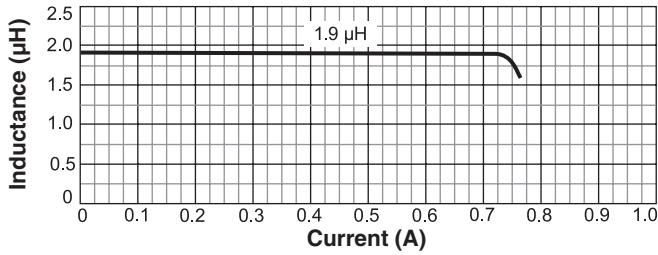
© Coilcraft Inc. 2021

This product may not be used in medical or high risk applications without prior Coilcraft approval. Specification subject to change without notice. Please check web site for latest information.

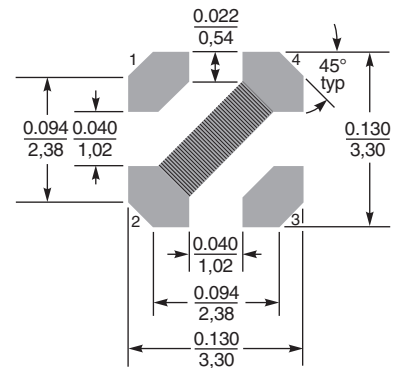


# Shielded Couple Inductor – GA3250-BE

## L vs Current



### Recommended Land Pattern



Dimensions are in  $\frac{\text{inches}}{\text{mm}}$

Cover area with solder mask.