



**Mezalok HSLF**

TE Internal #: 2355825-4

PCB Mount Receptacle, Vertical, Board-to-Board, 114 Position, 1.27 mm [.05 in] Centerline, Gold, Surface Mount - Solder Ball, Signal, Mezalok HSLF

[View on TE.com >](#)

Connectors > PCB Connectors > PCB Headers & Receptacles



PCB Connector Assembly Type: **PCB Mount Receptacle**

PCB Mount Orientation: **Vertical**

Connector System: **Board-to-Board**

Number of Positions: **114**

Number of Rows: **6**

**Features**

**Product Type Features**

PCB Connector Assembly Type	PCB Mount Receptacle
Connector System	Board-to-Board
Sealable	No
Connector & Contact Terminates To	Printed Circuit Board

**Configuration Features**

Stackable	Yes
PCB Mount Orientation	Vertical
Number of Positions	114
Number of Rows	6
Board-to-Board Configuration	Parallel

**Electrical Characteristics**

Dielectric Withstanding Voltage (Max)	750 VAC
Operating Voltage	250 VAC

**Body Features**



Primary Product Color	Natural
-----------------------	---------

### Contact Features

Contact Layout	Matrix
PCB Contact Termination Area Plating Material	Tin-Lead
Contact Base Material	Beryllium Copper
Contact Mating Area Plating Material	Gold
Contact Mating Area Plating Material Thickness	50 µm[50 µin]
Contact Type	Socket
Contact Current Rating (Max)	1.5 A

### Termination Features

Termination Method to Printed Circuit Board	Surface Mount - Solder Ball
---	-----------------------------

### Mechanical Attachment

Mating Alignment	With
Mating Alignment Type	Keyed
PCB Mount Retention	Without
PCB Mount Alignment	Without
Connector Mounting Type	Board Mount

### Housing Features

Centerline (Pitch)	1.27 mm[.05 in]
Housing Material	LCP

### Dimensions

Connector Height	6 mm[.236 in]
Row-to-Row Spacing	1.27 mm[.05 in]
Stack Height	12 mm[.472 in]

### Usage Conditions

Operating Temperature Range	-55 - 125 °C[-67 - 257 °F]
-----------------------------	----------------------------

### Operation/Application

Assembly Process Feature	Pick and Place Cover
Circuit Application	Signal

### Industry Standards

Industry Standard	VITA 61
-------------------	---------



UL Flammability Rating

UL 94V-0

**Packaging Features**

Packaging Quantity

450

Packaging Method

Tape & Reel

**Product Compliance**

[For compliance documentation, visit the product page on TE.com>](#)

EU RoHS Directive 2011/65/EU

Compliant

EU ELV Directive 2000/53/EC

Not Yet Reviewed

China RoHS 2 Directive MIIT Order No 32, 2016

No Restricted Materials Above Threshold

EU REACH Regulation (EC) No. 1907/2006

Current ECHA Candidate List: JAN 2024 (240)  
Candidate List Declared Against: JAN 2024 (240)  
Does not contain REACH SVHC

Halogen Content

Not Yet Reviewed for halogen content

Solder Process Capability

Not reviewed for solder process capability

**Product Compliance Disclaimer**

This information is provided based on reasonable inquiry of our suppliers and represents our current actual knowledge based on the information they provided. This information is subject to change. The part numbers that TE has identified as EU RoHS compliant have a maximum concentration of 0.1% by weight in homogenous materials for lead, hexavalent chromium, mercury, PBB, PBDE, DBP, BBP, DEHP, DIBP, and 0.01% for cadmium, or qualify for an exemption to these limits as defined in the Annexes of Directive 2011/65/EU (RoHS2). Finished electrical and electronic equipment products will be CE marked as required by Directive 2011/65/EU. Components may not be CE marked. Additionally, the part numbers that TE has identified as EU ELV compliant have a maximum concentration of 0.1% by weight in homogenous materials for lead, hexavalent chromium, and mercury, and 0.01% for cadmium, or qualify for an exemption to these limits as defined in the Annexes of Directive 2000/53/EC (ELV). Regarding the REACH Regulation, the information TE provides on SVHC in articles for this part number is based on the latest European Chemicals Agency (ECHA) 'Guidance on requirements for substances in articles' posted at this URL: <https://echa.europa.eu/guidance-documents/guidance-on-reach>

**Compatible Parts**






**Also in the Series | Mezalok HSLF**



PCB Headers &amp; Receptacles(21)

## Customers Also Bought

TE Part # 5352152-4  
Z-PACK/B22 RAF 110PTE Part # 2102772-1  
DC, 7Row, Half Left End, MULTIGIG  
RT 2RTE Part # 1375800-4  
ASSY, 120 POS PC104 PLUS LFTE Part # 1410975-4  
MULTIGIG RT2 7RW DC RTM CTTE Part # 1-2176280-8  
CPF 0402 162K 0.1% 25PPM 1K RLTE Part # 5-1879216-7  
CPF 0402 205K 0.1% 25PPM 1K RLTE Part # 2388444-1  
Conn Kit, Rcpt, Full-Width, 3-MT, 2x, V66.  
5-DTE Part # 1410968-4  
MULTIGIG RT2 7RW RTM DC DF CT  
5-DTE Part # 1410187-2  
MULTIGIG RT T2 7RW DC DF CT 3MM,  
RT2, DIFFTE Part # 1410189-2  
MULTIGIG RT T2 7RW H-LFT, ET2

## Documents

### Product Drawings

Mezalok, Socket, 114 p, 12 mm, 50 Au, LF

English

### CAD Files

3D PDF

3D

Customer View Model

ENG\_CVM\_CVM\_2355825-4\_4.2d\_dxf.zip



English

Customer View Model

[ENG\\_CVM\\_CVM\\_2355825-4\\_4.3d\\_igs.zip](#)

English

Customer View Model

[ENG\\_CVM\\_CVM\\_2355825-4\\_4.3d\\_stp.zip](#)

English

By downloading the CAD file I accept and agree to the [Terms and Conditions](#) of use.

## Product Specifications

[Product Specification](#)

English

[Product Specification](#)

English