




**pui**  
**audio**™ inc  
a projects unlimited company

## AT-0927-TT-2-R 9mm Transducer

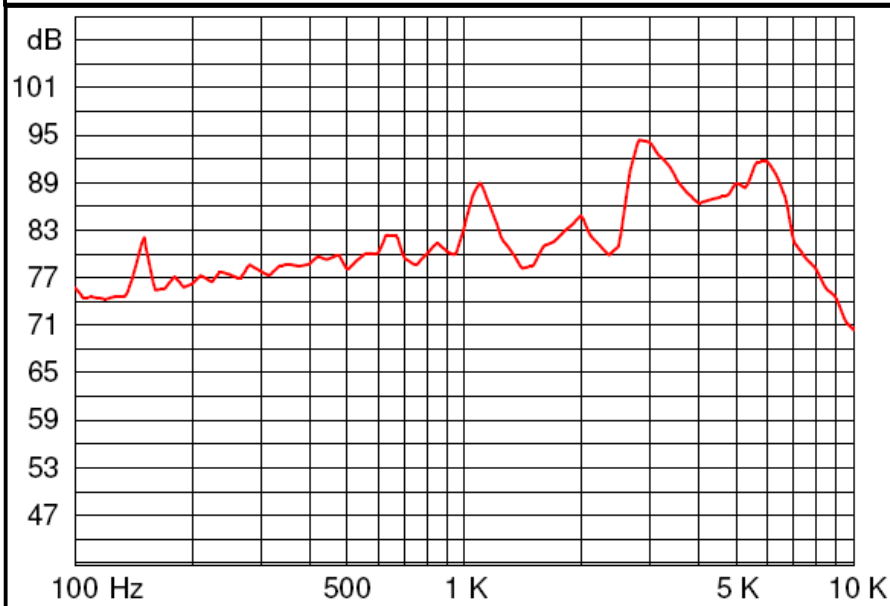
3541 Stop Eight Road • Dayton, Ohio 45414

### Product Overview

- Small 9mm diameter electro-mechanical transducer
- 86 dBA minimum output (3 Vp-p @ 10 cm) and 2,730 kHz resonant frequency
- PBT housing withstands Wave soldering temperatures
- Through-hole design for quick PCB placement



Frequency Response (3 Vp-p @ 0.1 meters)



RoHS Compliant



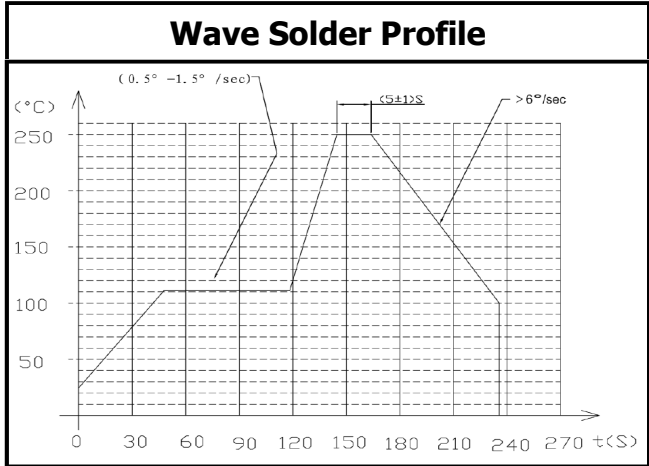


# AT-0927-TT-2-R 9mm Transducer

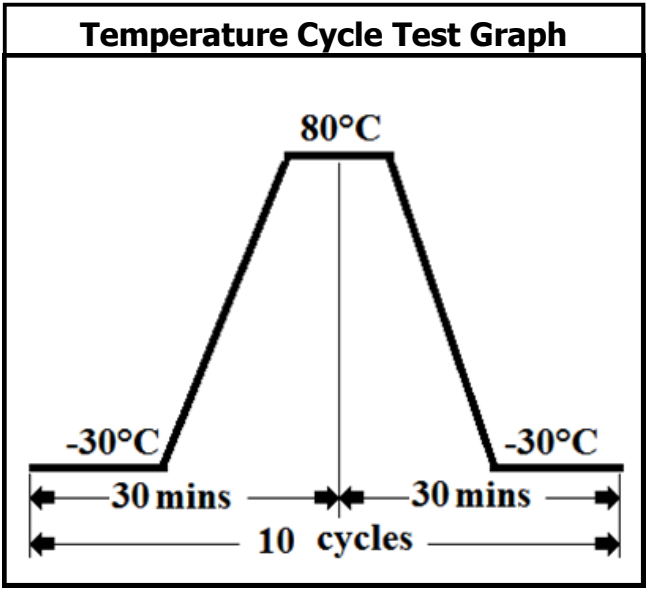
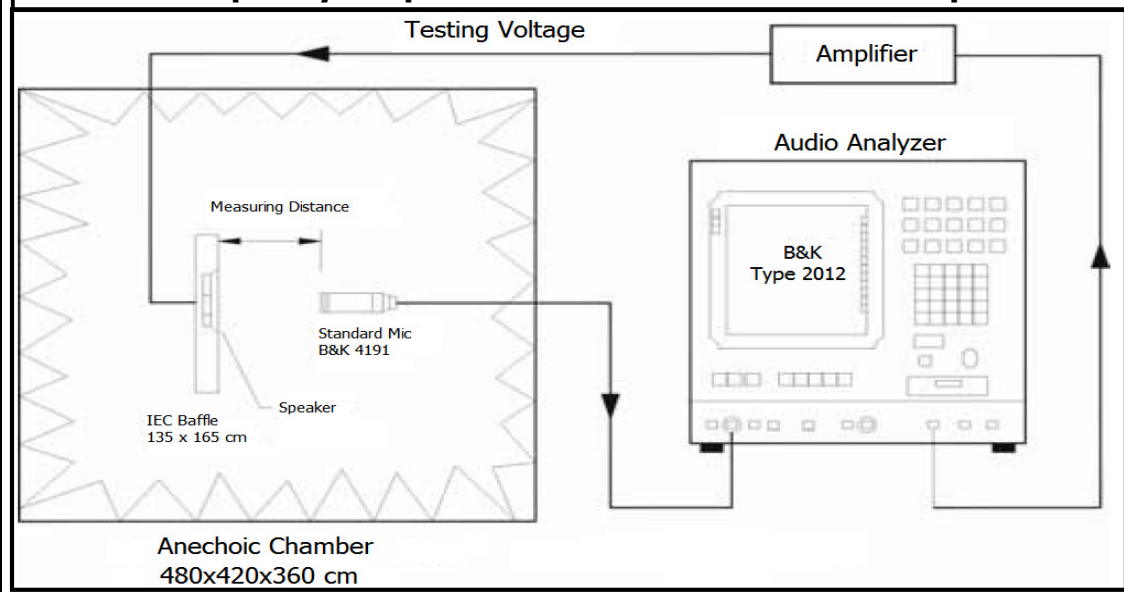
## Mechanical and Environment Testing

Test Description	Test Condition
High Temperature	80°C (±2°C) with random humidity for 96 hours
Low Temperature	-30°C (±2°C) with random humidity for 96 hours
Humidity	25°C to 80°C with 90% to 95% relative humidity for 24 hours
Vibration	1.5 mm movement modulated at 10-55 Hz, 3 axis, for 2 hours
Drop Test	75 cm free fall onto 40 mm wood board, 3 axis, 3 cycles per axis
Temperature Cycle Test	-30°C to 80°C, 100 cycles

After tests, part shall rest for 4 hours. SPL shall be within ±10 dB of original measurement.



## Frequency Response and SPL Measurement Setup



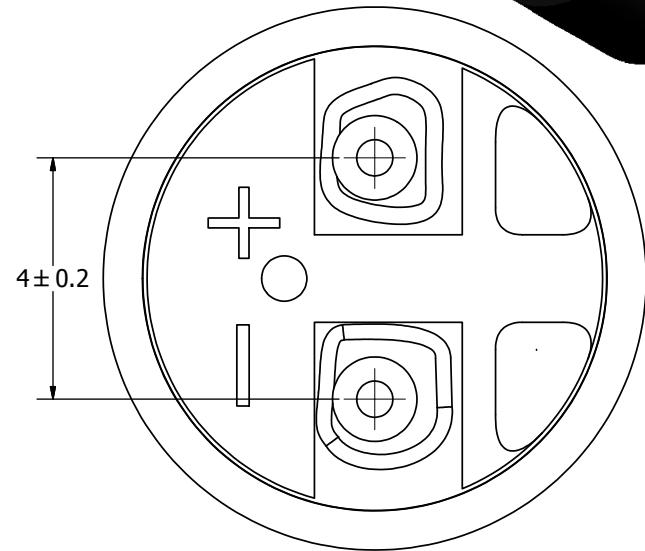
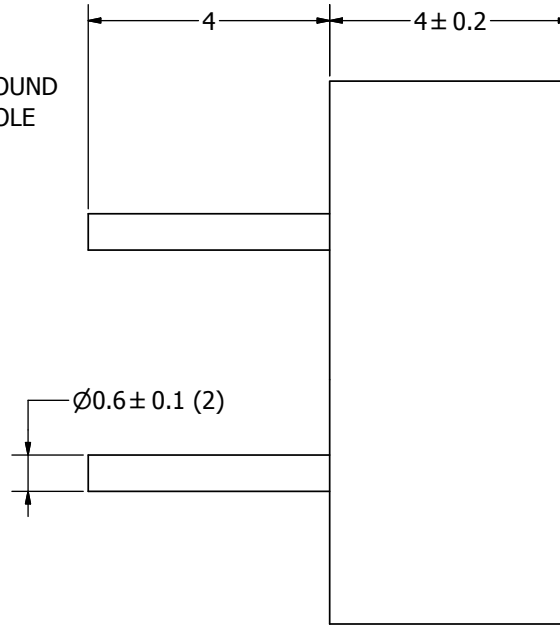
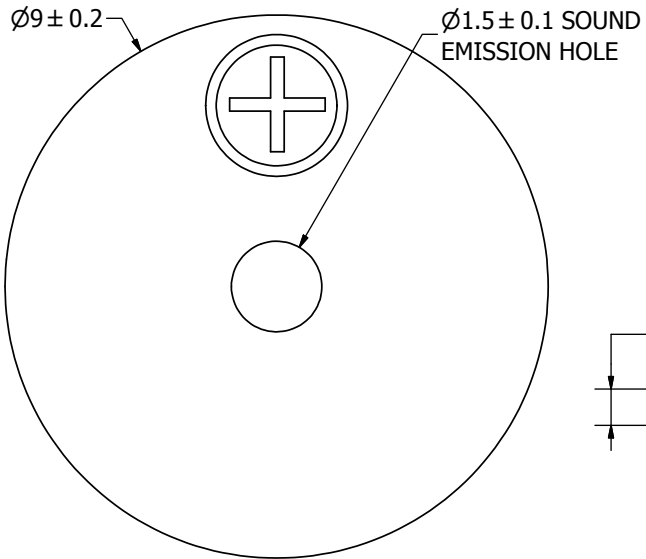

# SPECIFICATIONS

PARAMETERS	VALUES	UNIT
RATED VOLTAGE	3	Vp-p
OPERATING VOLTAGE RANGE	2 ~ 4	Vp-p
RATED CURRENT (MAX)	70	mA
COIL RESISTANCE	20 ± 3	OHM
MINIMUM SPL @ 10 CM	86	dBA
RESONANT FREQUENCY	2,730 ± 500	Hz
OPERATING TEMPERATURE	-20 ~ +70	°C
STORAGE TEMPERATURE	-30 ~ +80	°C
HOUSING MATERIAL	PBT	-
TERMINAL MATERIAL	Au PLATED PHOSPHOR BRONZE	-
WEIGHT	0.7	grams

THIS DOCUMENT CONTAINS DATA PROPRIETARY TO PROJECTS UNLIMITED, INC. ANY USE OR REPRODUCTION, IN ANY FORM, WITHOUT PRIOR WRITTEN PERMISSION OF PROJECTS UNLIMITED, INC. IS PROHIBITED.  
©2003, Projects Unlimited Inc.

# REVISION HISTORY

LTR	DESCRIPTION	DATE	APPROVED
-	RELEASED FROM ENGINEERING	8/5/2005	
A	REVISED TO INVENTOR 3-D DRAWING TEMPLATE	4/1/2008	B.R.



### NOTES:

1. ALL DIMENSIONS ARE IN MILLIMETERS.
2. SPECIFICATIONS SUBJECT TO CHANGE OR WITHDRAWL WITHOUT NOTICE.
3. THIS PART IS RoHS 2002/95/EC COMPLIANT.

UNLESS OTHERWISE SPECIFIED: DIMENSIONS ARE IN MILLIMETERS, TOLERANCES ARE ±0.5 AND ANGLES ARE ±3°.	SIZE <b>A3</b>	Designed by	Date	Checked by	Date	Approved by	Date	Drawn Date
		J.A.F.	8/5/2005	E.P.	8/5/2005	B.R.	8/5/2005	4/1/2008
AT-0927-TT-2-R.idw						<b>AT-0927-TT-2-R</b> Transducer (Electro-Mech)		
						Edition	Sheet	
						-	1 / 1	