

Data sheet | Item number: 770-320

Snap-in frame; 5-pole; 1.0 ... 3.0 mm; black

www.wago.com/770-320



Color: ■

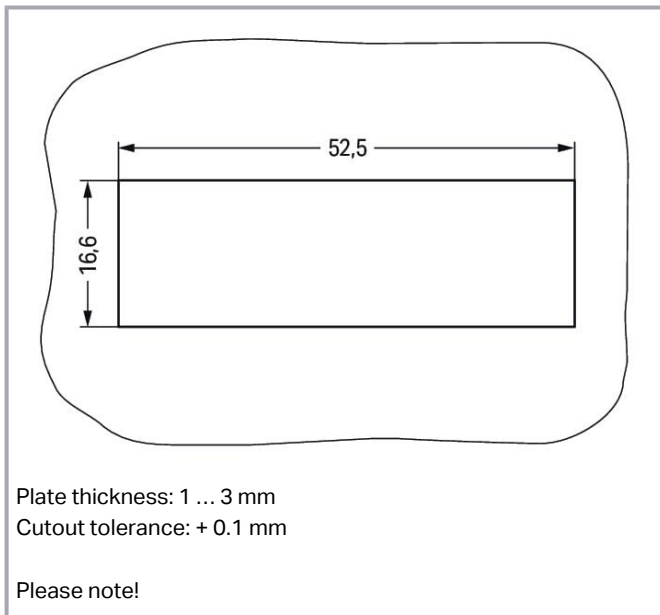
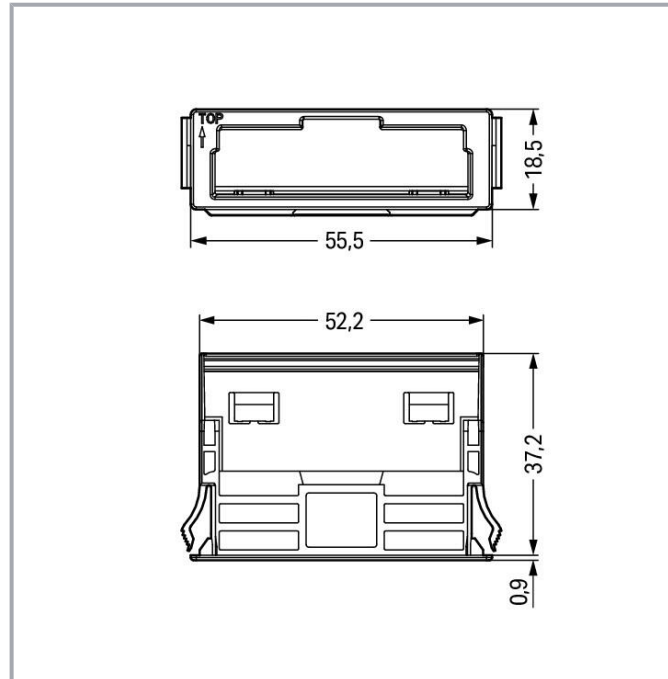


Plate thickness: 1 ... 3 mm
Cutout tolerance: + 0.1 mm

Please note!

Subject to changes. Please also observe the further product documentation!

WAGO GmbH & Co. KG
Hansastr. 27
32423 Minden
Phone: +49571 887-0 | Fax: +49571 887-169
Email: info.de@wago.com | Web: www.wago.com

Do you have any questions about our products?
We are always happy to take your call at +49 (571) 887-44222.



Item description

Mounting accessories *WINSTA*® MIDI 5-pole

Realize the energy supply effortlessly: The mounting accessories from the *WINSTA*® MIDI product line is the solution for error-free electrical installation. With WAGO, you benefit from a large selection of accessories for the *WINSTA*® product line. The *WINSTA*® MIDI Pluggable Connection System with Push-in CAGE CLAMP® spring pressure connection technology facilitates precise electrification. Thanks to the built-in test slot, connections can be checked even when they are plugged in. This saves time, labor, and money.

WINSTA® MIDI solutions for your electrical installation – protected against mismatching and maintenance-free

WINSTA® is the pluggable connection system that is optimally tailored to the strict requirements of electrical installation. It offers error-free installation of cables and components, quickly and reliably. Now you can also reduce installation costs without compromising quality and safety: with protection against mismatching reduces the need for servicing and prevents unnecessary downtime.

-
- pre-assembled versions
- rapid, structured electrical installation

Data
Notes

Note	<p>The snap-in connectors must be relieved of tensile and transverse forces.</p> <p>A surface finish can influence the edge radius of the cutouts. This may affect the snap-in socket fit, so ensure an adequate fit before use. In addition, the punched edge should be on the inside for punched cutouts.</p> <p>The wings of the snap-in connectors must not be mechanically stressed for a long period before use (e.g., due to a pre-locking position).</p>
------	--

Connection data

Connection 1

Pole number	5
-------------	---

Subject to changes. Please also observe the further product documentation!



Physical data

Width	55.5 mm / 2.185 inches
Height	18.5 mm / 0.728 inches
Depth	37.5 mm / 1.476 inches

Mechanical data

Housing sheet thickness	1 ... 3 mm / 0.039 ... 0.118 inches
Mounting type	Snap-in flange
Suitable	for socket and plug

Material data

Note (material data)	Information on material specifications can be found here
Color	black
Insulation material	Polyamide (PA66)
Flammability class per UL94	V0
Fire load	0.158 MJ
Weight	5.3 g

Environmental requirements

Processing temperature	-5 ... +40 °C
Continuous operating temperature	-35 ... +85 °C
Note on continuous operating temperature	Insulating parts for temperatures ≤ 105 °C

Commercial data

Product Group	20 (Winsta)
eCl@ss 10.0	27-44-06-92
eCl@ss 9.0	27-44-06-92
ETIM 8.0	EC002863
ETIM 7.0	EC002863
ECCN	NO DATA
PU (SPU)	100 pcs
Packaging type	bag
Country of origin	DE

Subject to changes. Please also observe the further product documentation!




GTIN	4066966073737
Customs tariff number	39269097900

Environmental Product Compliance

RoHS Compliance Status	Compliant, No Exemption
------------------------	-------------------------


Approvals / Certificates

Approvals for marine applications

Logo	Approval	Additional Approval Text	Certificate name
	LR Lloyds Register	IEC 61984	LR22429487TA

Optional accessories

Locking levers

Locking system	
	<p>Item no.: 770-140</p> <p>Locking lever; for sockets and plugs; for tool operation; gray</p> <p>www.wago.com/770-140</p>

Downloads

Documentation

Bid Text

770-320 X81 - Datei	2019 年2月19 日	xml 2.7 kB	Download
770-320 doc - Datei	2014 年12月10 日	doc 24.1 kB	Download

CAD/CAE-Data

CAD data

2D/3D Models 770-320	URL	Download
----------------------	-----	----------

CAE data

Subject to changes. Please also observe the further product documentation!



ZUKEN Portal 770-320	URL	Download
WSCAD Universe 770-320	URL	Download
Asset Administration Shell		
Asset Administration Shell 770-320	URL	Download


Environmental Product Compliance

Compliance Search


Environmental Product Compliance 770-320	URL	Download
Snap-in frame; 5-pole; 1.0 ... 3.0 mm; black		

Installation Notes

Installation



Insert the socket or plug into the frame (observe the "TOP" marking on the frame!), then snap the assembled unit into the cutout.



Snap the assembled unit into the cutout.

Product family

WINSTA® MIDI
[Show all products from the family](#)

Subject to changes. Please also observe the further product documentation!