

Data
Physical data

Width	2 mm / 0.079 inches
Height	78 mm / 3.071 inches
Depth	34.7 mm / 1.366 inches

Mechanical Data

Mounting type	snap-on type
---------------	--------------

Material data

Note (material data)	Information on material specifications can be found here
Color	orange
Material group	I
Insulation material	Polyamide (PA66)
Flammability class per UL94	V0
Fire load	0.1 MJ
Weight	3.3 g

Subject to changes. Please also observe the further product documentation!

Environmental requirements

Processing temperature	-35 ... +85 °C
Continuous operating temperature	-60 ... +105 °C

Commercial data


Product Group	22 (TOPJOB S)
eCl@ss 10.0	27-14-11-33
eCl@ss 9.0	27-14-11-33
ETIM 8.0	EC000886
ETIM 7.0	EC000886
ECCN	NO DATA
PU (SPU)	100 (25) pcs
Packaging type	box
Country of origin	DE
GTIN	4045454654313
Customs tariff number	8538909990

Environmental Product Compliance

RoHS Compliance Status	Compliant, No Exemption
------------------------	-------------------------



Approvals / Certificates

Declarations of conformity and manufacturer's declarations

Logo	Approval	Additional Approval Text	Certificate name
	Railway WAGO GmbH & Co. KG	-	Railway Ready

Required accessories

End plate

Through terminal block			
	Item no.: 2004-1401 4-conductor through terminal block; 4 mm ² ; suitable for Ex e II applications; side and center marking; for DIN-rail 35 x 15 and 35 x 7.5; Push-in CAGE CLAMP®; 4,00 mm ² ; gray	www.wago.com/2004-1401	
	Item no.: 2004-1404 4-conductor through terminal block; 4 mm ² ; for Ex e II and Ex i applications; side and center marking; for DIN-rail 35 x 15 and 35 x 7.5; Push-in CAGE CLAMP®; 4,00 mm ² ; blue	www.wago.com/2004-1404	

Subject to changes. Please also observe the further product documentation!

WAGO GmbH & Co. KG
Hansastr. 27
32423 Minden
Phone: +49571 887-0 | Fax: +49571 887-169
Email: info.de@wago.com | Web: www.wago.com

Do you have any questions about our products?
We are always happy to take your call at +49 (571) 887-44222.

**Item no.: 2004-1403**4-conductor through terminal block; 4 mm²; suitable for Ex e II applications; side and center marking; for DIN-rail 35 x 15 and 35 x 7.5; Push-in CAGE CLAMP®; 4,00 mm²; redwww.wago.com/2004-1403**Item no.: 2004-1402**4-conductor through terminal block; 4 mm²; suitable for Ex e II applications; side and center marking; for DIN-rail 35 x 15 and 35 x 7.5; Push-in CAGE CLAMP®; 4,00 mm²; orangewww.wago.com/2004-1402**Item no.: 2004-1405**4-conductor through terminal block; 4 mm²; suitable for Ex e II applications; side and center marking; for DIN-rail 35 x 15 and 35 x 7.5; Push-in CAGE CLAMP®; 4,00 mm²; blackwww.wago.com/2004-1405**Item no.: 2004-1406**4-conductor through terminal block; 4 mm²; suitable for Ex e II applications; side and center marking; for DIN-rail 35 x 15 and 35 x 7.5; Push-in CAGE CLAMP®; 4,00 mm²; yellowwww.wago.com/2004-1406**Item no.: 2204-1401**4-conductor through terminal block; with push-button; 4 mm²; with test port; side and center marking; for DIN-rail 35 x 15 and 35 x 7.5; Push-in CAGE CLAMP®; 4,00 mm²; graywww.wago.com/2204-1401**Item no.: 2204-1404**4-conductor through terminal block; with push-button; 4 mm²; with test port; suitable for Ex i applications; side and center marking; for DIN-rail 35 x 15 and 35 x 7.5; Push-in CAGE CLAMP®; 4,00 mm²; bluewww.wago.com/2204-1404**Item no.: 2204-1405**4-conductor through terminal block; with push-button; 4 mm²; with test port; suitable for Ex e II applications; side and center marking; for DIN-rail 35 x 15 and 35 x 7.5; Push-in CAGE CLAMP®; 4,00 mm²; blackwww.wago.com/2204-1405**Item no.: 2204-1406**4-conductor through terminal block; with push-button; 4 mm²; with test port; suitable for Ex e II applications; side and center marking; for DIN-rail 35 x 15 and 35 x 7.5; Push-in CAGE CLAMP®; 4,00 mm²; yellowwww.wago.com/2204-1406**Item no.: 2204-1409**4-conductor through terminal block; with push-button; 4 mm²; with test port; suitable for Ex e II applications; side and center marking; for DIN-rail 35 x 15 and 35 x 7.5; Push-in CAGE CLAMP®; 4,00 mm²; light graywww.wago.com/2204-1409**Item no.: 2204-1401/000-014**4-conductor through terminal block; with push-button; 4 mm²; with test port; suitable for Ex e II applications; side and center marking; for DIN-rail 35 x 15 and 35 x 7.5; Push-in CAGE CLAMP®; 4,00 mm²; brownwww.wago.com/2204-1401/000-014**Item no.: 2204-1402**4-conductor through terminal block; with push-button; 4 mm²; with test port; suitable for Ex e II applications; side and center marking; for DIN-rail 35 x 15 and 35 x 7.5; Push-in CAGE CLAMP®; 4,00 mm²; orangewww.wago.com/2204-1402**Item no.: 2204-1403**4-conductor through terminal block; with push-button; 4 mm²; with test port; suitable for Ex e II applications; side and center marking; for DIN-rail 35 x 15 and 35 x 7.5; Push-in CAGE CLAMP®; 4,00 mm²; redwww.wago.com/2204-1403

Subject to changes. Please also observe the further product documentation!

WAGO GmbH & Co. KG

Hansastr. 27

32423 Minden

Phone: +49571 887-0 | Fax: +49571 887-169

Email: info.de@wago.com | Web: www.wago.com

Do you have any questions about our products?

We are always happy to take your call at +49 (571) 887-44222.

**Item no.: 2204-1401/000-053**

4-conductor through terminal block; with push-button; 4 mm²; with test port; suitable for Ex e II applications; side and center marking; for DIN-rail 35 x 15 and 35 x 7.5; Push-in CAGE CLAMP®; 4,00 mm²; dark gray-yellow

www.wago.com/2204-1401/000-053

Shield terminal block

**Item no.: 2004-1408**

4-conductor shield terminal block; 4 mm²; side and center marking; for DIN-rail 35 x 15 and 35 x 7.5; Push-in CAGE CLAMP®; 4,00 mm²; white

www.wago.com/2004-1408

Component Terminal Block with Diode

**Item no.: 2004-1411/1000-401**

Component terminal block; 4-conductor; with diode 1N5408; anode, right side; for DIN-rail 35 x 15 and 35 x 7.5; 4 mm²; Push-in CAGE CLAMP®; 4,00 mm²; gray

www.wago.com/2004-1411/1000-401

**Item no.: 2004-1411/1000-400**

Component terminal block; 4-conductor; with diode 1N5408; anode, left side; for DIN-rail 35 x 15 and 35 x 7.5; 4 mm²; Push-in CAGE CLAMP®; 4,00 mm²; gray

www.wago.com/2004-1411/1000-400

Ground terminal block

**Item no.: 2004-1407**

4-conductor ground terminal block; 4 mm²; suitable for Ex e II applications; side and center marking; for DIN-rail 35 x 15 and 35 x 7.5; Push-in CAGE CLAMP®; 4,00 mm²; green-yellow

www.wago.com/2004-1407

**Item no.: 2204-1407**

4-conductor ground terminal block; with push-button; 4 mm²; with test port; side and center marking; for DIN-rail 35 x 15 and 35 x 7.5; Push-in CAGE CLAMP®; 4,00 mm²; green-yellow

www.wago.com/2204-1407

Downloads

Documentation

Bid Text

2004-1494 X81 - Datei	2019 年2月19 日	xml 2.6 kB	Download
2004-1494 doc - Datei	2017 年4月28 日	doc 24.1 kB	Download

Additional Information

pdf
2.3 MB

Download

CAD/CAE-Data

CAD data

2D/3D Models 2004-1494	URL	Download
------------------------	-----	----------

Subject to changes. Please also observe the further product documentation!

WAGO GmbH & Co. KG
Hansastr. 27
32423 Minden
Phone: +49571 887-0 | Fax: +49571 887-169
Email: info.de@wago.com | Web: www.wago.com

Do you have any questions about our products?
We are always happy to take your call at +49 (571) 887-44222.



CAE data

EPLAN Data Portal 2004-1494	URL	Download
WSCAD Universe 2004-1494	URL	Download
ZUKEN Portal 2004-1494	URL	Download
Asset Administration Shell		
Asset Administration Shell 2004-1494	URL	Download

Environmental Product Compliance

Compliance Search

Environmental Product Compliance 2004-1494 Seperator plate; 2 mm thick; oversized; orange	URL	Download
--	-----	----------

Installation Notes

Product family

TOPJOB® S

TOPJOB® S: In various industrial applications and modern building installations, WAGO's wide and versatile range of rail-mount terminal blocks provides more than just reliable electrical connections.

[Show all products from the family](#)

Subject to changes. Please also observe the further product documentation!