



Overload relay 5.5...8.0 A Thermal For motor protection Size S00, Class 10  
 Contactor mounting Main circuit: Ring cable lug Auxiliary circuit: ring cable lug  
 Manual-Automatic-Reset

product brand name	SIRIUS
product designation	thermal overload relay
product type designation	3RU2
<b>General technical data</b>	
size of overload relay	S00
size of contactor can be combined company-specific	S00
power loss [W] for rated value of the current at AC in hot operating state	6.6 W
• per pole	2.2 W
insulation voltage with degree of pollution 3 at AC rated value	690 V
surge voltage resistance rated value	6 kV
maximum permissible voltage for protective separation in networks with grounded star point	
• between auxiliary and auxiliary circuit	440 V
• between auxiliary and auxiliary circuit	440 V
• between main and auxiliary circuit	440 V
• between main and auxiliary circuit	440 V
shock resistance according to IEC 60068-2-27	8g / 11 ms
type of protection according to ATEX directive 2014/34/EU	Ex II (2) GD
certificate of suitability according to ATEX directive 2014/34/EU	DMT 98 ATEX G 001
reference code according to IEC 81346-2	F
Substance Prohibitance (Date)	10/01/2009
<b>Ambient conditions</b>	
installation altitude at height above sea level maximum	2 000 m
ambient temperature	
• during operation	-40 ... +70 °C
• during storage	-55 ... +80 °C
• during transport	-55 ... +80 °C
temperature compensation	-40 ... +60 °C
relative humidity during operation	10 ... 95 %
<b>Main circuit</b>	
number of poles for main current circuit	3
adjustable current response value current of the current-dependent overload release	5.5 ... 8 A
operating voltage	
• rated value	690 V
• at AC-3e rated value maximum	690 V
operating frequency rated value	50 ... 60 Hz
operational current rated value	8 A
operational current at AC-3e at 400 V rated value	8 A
operating power	

<ul style="list-style-type: none"> <li>• at AC-3 <ul style="list-style-type: none"> <li>— at 400 V rated value</li> <li>— at 500 V rated value</li> <li>— at 690 V rated value</li> </ul> </li> <li>• at AC-3e <ul style="list-style-type: none"> <li>— at 400 V rated value</li> <li>— at 500 V rated value</li> <li>— at 690 V rated value</li> </ul> </li> </ul>	3 kW 4 kW 5.5 kW  3 kW 4 kW 5.5 kW
<b>Auxiliary circuit</b>	
<b>design of the auxiliary switch</b>	integrated
<b>number of NC contacts for auxiliary contacts</b>	1
• note	for contactor disconnection
<b>number of NO contacts for auxiliary contacts</b>	1
• note	for message "Tripped"
number of CO contacts for auxiliary contacts	0
<b>operational current of auxiliary contacts at AC-15</b>	
• at 24 V	3 A
• at 110 V	3 A
• at 120 V	3 A
• at 125 V	3 A
• at 230 V	2 A
• at 400 V	1 A
• at 690 V	0.75 A
<b>operational current of auxiliary contacts at DC-13</b>	
• at 24 V	2 A
• at 60 V	0.3 A
• at 110 V	0.22 A
• at 125 V	0.22 A
• at 220 V	0.11 A
<b>contact rating of auxiliary contacts according to UL</b>	B600 / R300
<b>Protective and monitoring functions</b>	
<b>trip class</b>	CLASS 10
<b>design of the overload release</b>	thermal
<b>UL/CSA ratings</b>	
<b>full-load current (FLA) for 3-phase AC motor</b>	
• at 480 V rated value	8 A
• at 600 V rated value	8 A
<b>Short-circuit protection</b>	
<b>design of the fuse link</b>	
• for short-circuit protection of the auxiliary switch required	fuse gG: 6 A, quick: 10 A
<b>Installation/ mounting/ dimensions</b>	
<b>mounting position</b>	any
<b>fastening method</b>	Contactor mounting
<b>height</b>	76 mm
<b>width</b>	45 mm
<b>depth</b>	70 mm
<b>Connections/ Terminals</b>	
<b>product component removable terminal for auxiliary and control circuit</b>	No
<b>type of electrical connection</b>	
• for main current circuit	Ring cable lug connection
• for auxiliary and control circuit	ring terminal lug connection
<b>arrangement of electrical connectors for main current circuit</b>	Top and bottom
<b>tightening torque</b>	
• for main contacts for ring cable lug	1.2 ... 0.8 N·m
• for auxiliary contacts for ring cable lug	0.8 ... 1.2 N·m
<b>outer diameter of the usable ring cable lug maximum</b>	7.5 mm
<b>design of screwdriver shaft</b>	Diameter 5 ... 6 mm
<b>size of the screwdriver tip</b>	Pozidriv PZ 2
<b>design of the thread of the connection screw</b>	

- for main contacts
- of the auxiliary and control contacts

M3  
M3

#### Safety related data

failure rate [FIT] with low demand rate according to SN 31920	50 FIT
<b>MTTF with high demand rate</b>	2 280 a
T1 value for proof test interval or service life according to IEC 61508	20 a
<b>protection class IP on the front according to IEC 60529</b>	IP00

#### Display

display version for switching status	Slide switch
--------------------------------------	--------------

#### Certificates/ approvals

General Product Approval	For use in hazardous locations
--------------------------	--------------------------------



[Confirmation](#)



Declaration of Conformity	Test Certificates	Marine / Shipping
---------------------------	-------------------	-------------------



[Special Test Certificate](#)

[Type Test Certificates/Test Report](#)



Marine / Shipping	other
-------------------	-------



[Confirmation](#)

#### Railway

[Vibration and Shock](#)

#### Further information

Siemens has decided to exit the Russian market (see here).

<https://press.siemens.com/global/en/pressrelease/siemens-wind-down-russian-business>

Siemens is working on the renewal of the current EAC certificates.

Please contact your local Siemens office on the status of validity of the EAC certification if you intend to import or offer to supply these products to an EAC relevant market (other than the sanctioned EAEU member states Russia or Belarus).

Information on the packaging

<https://support.industry.siemens.com/cs/ww/en/view/109813875>

Information- and Downloadcenter (Catalogs, Brochures,...)

<https://www.siemens.com/ic10>

Industry Mall (Online ordering system)

<https://mall.industry.siemens.com/mall/en/en/Catalog/product?mlfb=3RU2116-1HJ0>

Cax online generator

<http://support.automation.siemens.com/WW/CAXorder/default.aspx?lang=en&mlfb=3RU2116-1HJ0>

Service&Support (Manuals, Certificates, Characteristics, FAQs,...)

<https://support.industry.siemens.com/cs/ww/en/ps/3RU2116-1HJ0>

Image database (product images, 2D dimension drawings, 3D models, device circuit diagrams, EPLAN macros, ...)

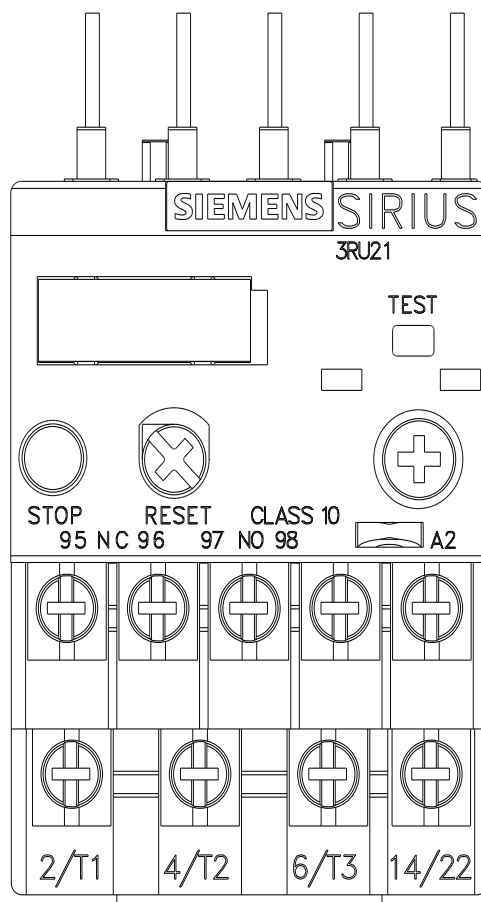
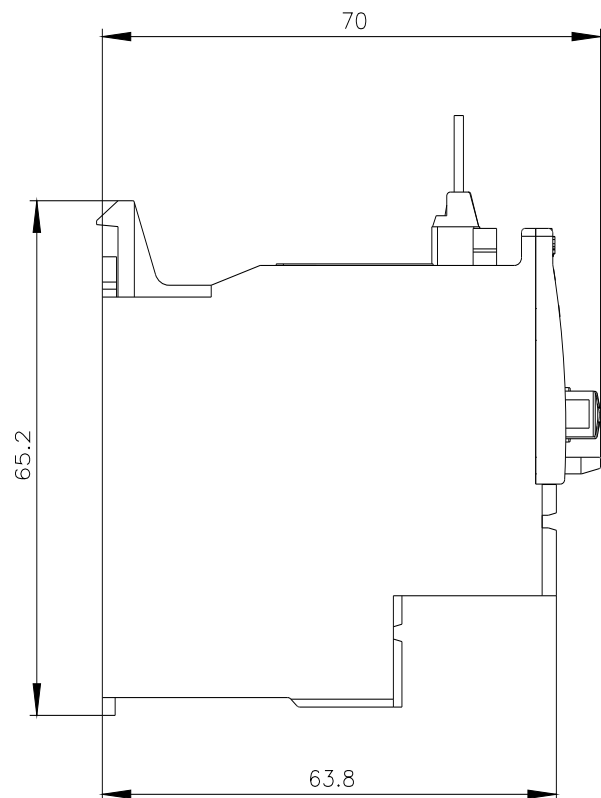
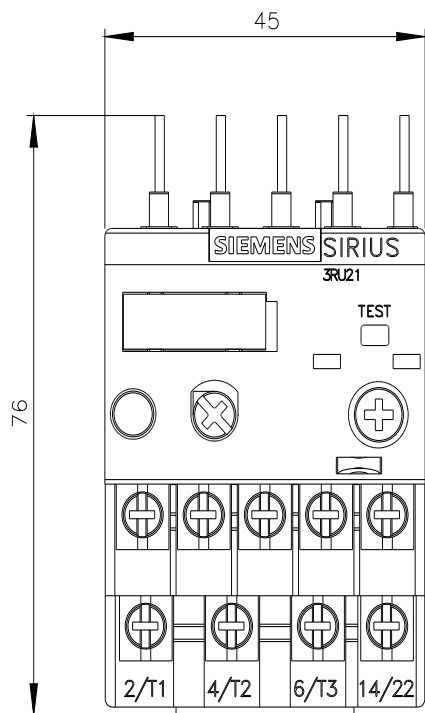
[http://www.automation.siemens.com/bilddb/cax\\_de.aspx?mlfb=3RU2116-1HJ0&lang=en](http://www.automation.siemens.com/bilddb/cax_de.aspx?mlfb=3RU2116-1HJ0&lang=en)

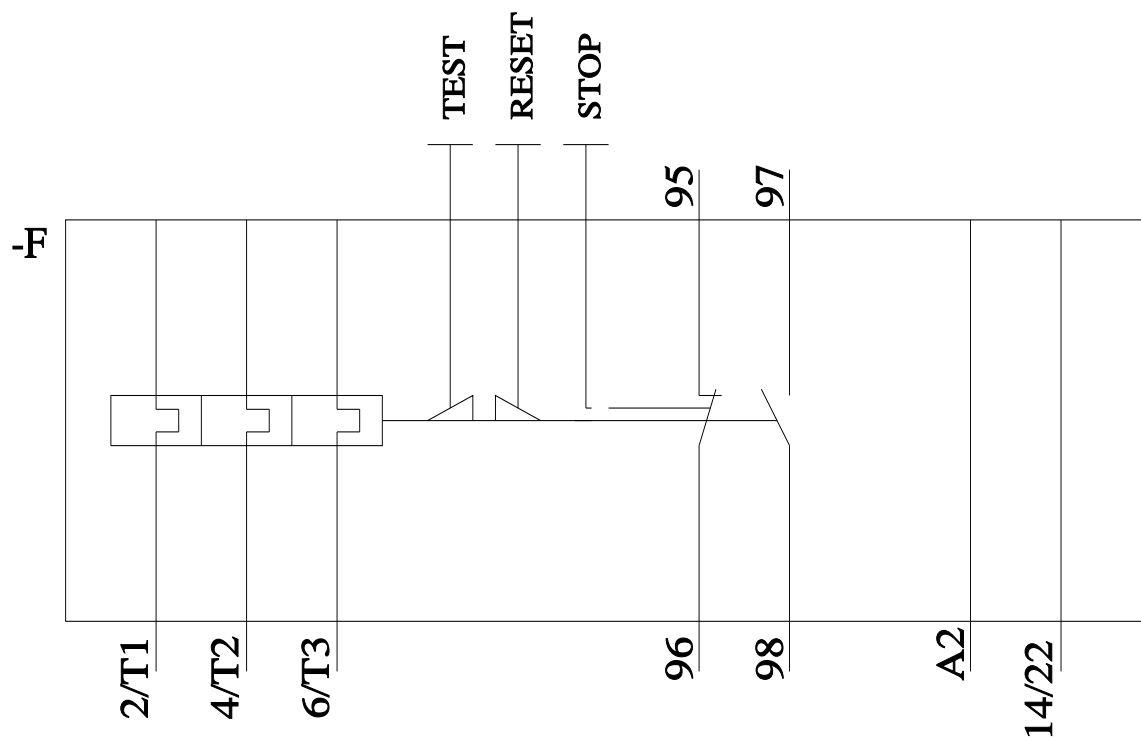
Characteristic: Tripping characteristics, I<sup>2</sup>t, Let-through current

<https://support.industry.siemens.com/cs/ww/en/ps/3RU2116-1HJ0/char>

Further characteristics (e.g. electrical endurance, switching frequency)

<http://www.automation.siemens.com/bilddb/index.aspx?view=Search&mlfb=3RU2116-1HJ0&objecttype=14&gridview=view1>





last modified:

3/8/2022 [↗](#)