



auxiliary switch, on the front, 3 NO + 1 NC, 53/54, 61/62, 73/74, 83/84, current path: 1 NO, 1 NC, 1 NO, 1 NO, spring-loaded terminal, for contactors 3RT2 and contactor relays 3RH2

product brand name	SIRIUS
product category	Auxiliary switch
product designation	auxiliary switch
design of the product	for snapping onto the front, with SUVA approval
product type designation	3RH29
suitability for use	Contactor relay and power contactor
General technical data	
size of contactor	S00, S0, S2, S3
insulation voltage with degree of pollution 3 at AC rated value	690 V
surge voltage resistance rated value	6 kV
protection class IP on the front	IP20
mechanical service life (operating cycles) typical	10 000 000
electrical endurance (operating cycles) at AC-15 at 230 V typical	200 000
Substance Prohibittance (Date)	10/01/2009
number of NC contacts for auxiliary contacts	
• instantaneous contact	1
• lagging switching	0
number of NO contacts for auxiliary contacts	
• instantaneous contact	3
• leading contact	0
number of CO contacts of auxiliary contacts instantaneous contact	0
operational current at AC-15 at 690 V rated value	1 A
operational current of auxiliary contacts at AC-12	
• at 24 V	10 A
• at 230 V	10 A
operational current of auxiliary contacts at AC-14	
• at 125 V	6 A
• at 250 V	6 A
operational current of auxiliary contacts at AC-12 maximum	10 A
operational current of auxiliary contacts at AC-15	
• at 24 V	6 A
• at 230 V	6 A
• at 400 V	3 A
operational current of auxiliary contacts at DC-12	
• at 24 V	10 A
• at 110 V	3 A
• at 220 V	1 A
operational current with 2 current paths in series at DC-12	
• at 24 V rated value	10 A

<ul style="list-style-type: none"> • at 60 V rated value • at 110 V rated value • at 220 V rated value • at 440 V rated value • at 600 V rated value 	10 A 4 A 2 A 1.3 A 0.65 A
operational current with 3 current paths in series at DC-12 <ul style="list-style-type: none"> • at 24 V rated value • at 60 V rated value • at 110 V rated value • at 220 V rated value • at 440 V rated value • at 600 V rated value 	10 A 10 A 10 A 3.6 A 2.5 A 1.8 A
operational current with 2 current paths in series at DC-13 <ul style="list-style-type: none"> • at 24 V rated value • at 60 V rated value • at 110 V rated value • at 220 V rated value • at 440 V rated value • at 600 V rated value 	10 A 3.5 A 1.3 A 0.9 A 0.2 A 0.1 A
operational current with 3 current paths in series at DC-13 <ul style="list-style-type: none"> • at 24 V rated value • at 60 V rated value • at 110 V rated value • at 220 V rated value • at 440 V rated value • at 600 V rated value 	10 A 4.7 A 3 A 1.2 A 0.5 A 0.26 A
operational current of auxiliary contacts at DC-13 <ul style="list-style-type: none"> • at 24 V • at 48 V • at 60 V • at 110 V • at 125 V • at 220 V • at 250 V 	6 A 2 A 2 A 1 A 0.9 A 0.3 A 0.3 A
contact reliability of auxiliary contacts	1 faulty switching per 100 million (17 V, 1 mA)
Ambient conditions	
ambient temperature <ul style="list-style-type: none"> • during operation • during storage 	-25 ... +60 °C -55 ... +80 °C
Safety related data	
product function <ul style="list-style-type: none"> • mirror contact according to IEC 60947-4-1 • positively driven operation according to IEC 60947-5-1 • positively driven operation according to IEC 60947-5-1 	Yes; with 3RT2 Yes with 3RH2
contact reliability of auxiliary contacts	1 faulty switching per 100 million (17 V, 1 mA)
Installation/ mounting/ dimensions	
fastening method	snap-on mounting
height	41.5 mm
width	36 mm
depth	47.7 mm
Connections/ Terminals	
type of electrical connection for auxiliary and control circuit	spring-loaded terminals
connectable conductor cross-section for auxiliary contacts <ul style="list-style-type: none"> • solid or stranded • finely stranded with core end processing • finely stranded without core end processing 	0.5 ... 2.5 mm ² 0.5 ... 2.5 mm ² 0.5 ... 2.5 mm ²
type of connectable conductor cross-sections <ul style="list-style-type: none"> • for auxiliary contacts <ul style="list-style-type: none"> — solid or stranded — finely stranded with core end processing 	2x (0.5 ... 2.5 mm ²) 2x (0.5 ... 1.5 mm ²)

— finely stranded without core end processing

- for AWG cables for auxiliary contacts

AWG number as coded connectable conductor cross section for auxiliary contacts

2x (0.5 ... 2.5 mm²)

2x (20 ... 14)

20 ... 14

Approvals Certificates

General Product Approval

EMC



[Confirmation](#)



Functional Safety/Safety of Machinery

Declaration of Conformity

Test Certificates

Marine / Shipping

[Type Examination Certificate](#)



[Special Test Certificate](#)

[Type Test Certificates/Test Report](#)



Marine / Shipping



other

Railway

Environment

[Confirmation](#)



[Vibration and Shock](#)

[Special Test Certificate](#)

[Environmental Confirmations](#)

Further information

Siemens has decided to exit the Russian market (see here).

<https://press.siemens.com/global/en/pressrelease/siemens-wind-down-russian-business>

Siemens is working on the renewal of the current EAC certificates.

Please contact your local Siemens office on the status of validity of the EAC certification if you intend to import or offer to supply these products to an EAC relevant market (other than the sanctioned EAEU member states Russia or Belarus).

Information on the packaging

<https://support.industry.siemens.com/cs/ww/en/view/109813875>

Information- and Downloadcenter (Catalogs, Brochures,...)

<https://www.siemens.com/ic10>

Industry Mall (Online ordering system)

<https://mall.industry.siemens.com/mall/en/en/Catalog/product?mlfb=3RH2911-2XA31-0MA0>

Cax online generator

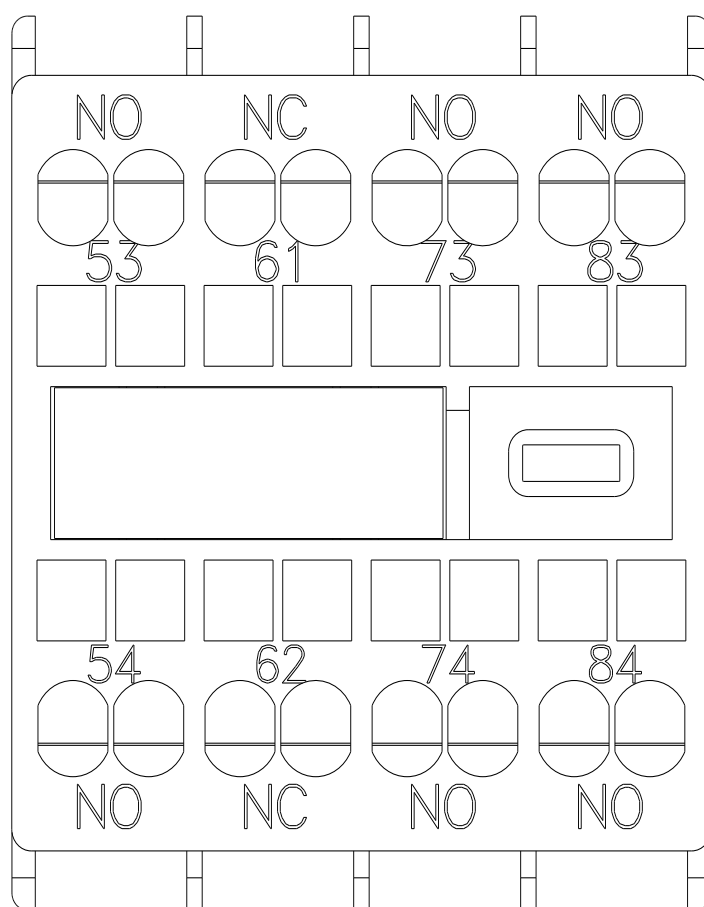
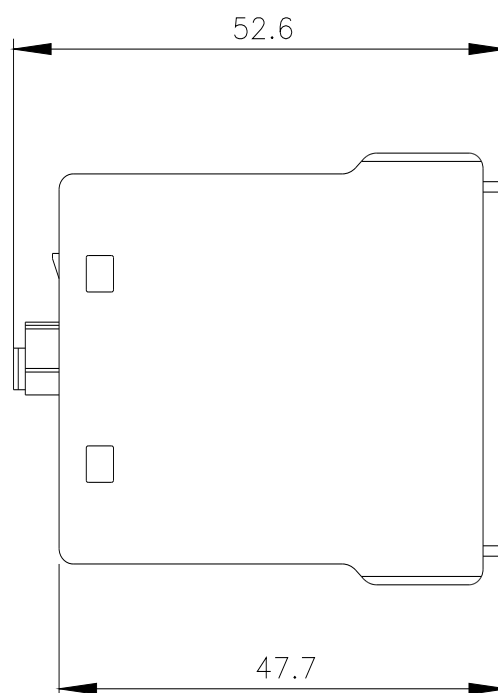
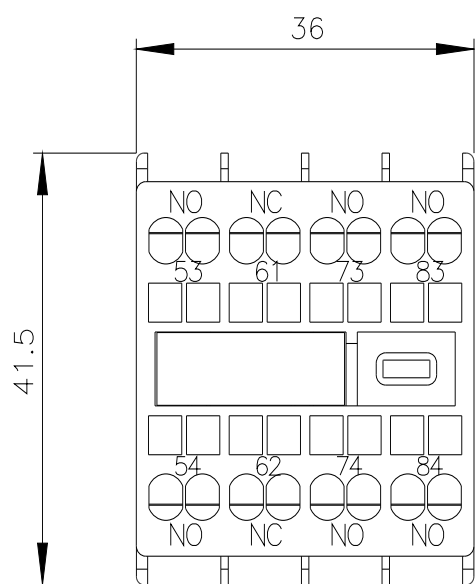
<http://support.automation.siemens.com/WW/CAXorder/default.aspx?lang=en&mlfb=3RH2911-2XA31-0MA0>

Service&Support (Manuals, Certificates, Characteristics, FAQs,...)

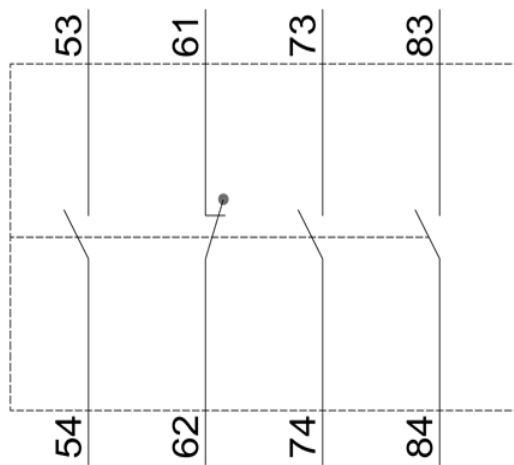
<https://support.industry.siemens.com/cs/ww/en/ps/3RH2911-2XA31-0MA0>

Image database (product images, 2D dimension drawings, 3D models, device circuit diagrams, EPLAN macros, ...)

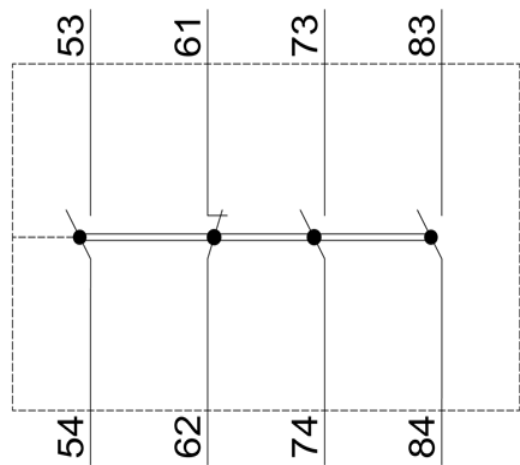
http://www.automation.siemens.com/bilddb/cax_de.aspx?mlfb=3RH2911-2XA31-0MA0&lang=en



3RT2



3RH2



last modified:

1/18/2021 