











auxiliary switch, solid-state compatible, on the front, 2 NO + 2 NC, .1/.2, .3/.4, .3/.4, .1/.2, current path: 1 NC (solid-state compatible), 1 NO, 1 NO, 1 NC (solid-state compatible), spring-loaded terminal, for contactors 3RT2 and contactor relays 3RH2

product brand name	SIRIUS
product category	Auxiliary switch
product designation	auxiliary switch
design of the product	for snapping onto the front
product type designation	3RH29
suitability for use	Contactor relay and power contactor
General technical data	
size of contactor	S00, S0, S2, S3
insulation voltage with degree of pollution 3 at AC rated value	690 V
surge voltage resistance rated value	6 kV
protection class IP on the front	IP20
mechanical service life (operating cycles) typical	5 000 000
Substance Prohibitance (Date)	10/01/2009
number of NC contacts for auxiliary contacts	
• instantaneous contact	2
• lagging switching	0
number of NO contacts for auxiliary contacts	
• instantaneous contact	2
• leading contact	0
number of CO contacts of auxiliary contacts instantaneous contact	0
operational current of auxiliary contacts at DC-13	
• at 24 V	0.3 A
• at 48 V	0.3 A
• at 60 V	0.3 A
contact reliability of auxiliary contacts	one incorrect switching operation of 100 million switching operations (5 V, 1 mA)
Ambient conditions	
ambient temperature	
• during operation	-25 ... +60 °C
• during storage	-55 ... +80 °C
Safety related data	
product function	
• mirror contact according to IEC 60947-4-1	Yes; with 3RT2.2/3/4
• positively driven operation according to IEC 60947-5-1	No
contact reliability of auxiliary contacts	one incorrect switching operation of 100 million switching operations (5 V, 1 mA)
Installation/ mounting/ dimensions	
fastening method	snap-on mounting
height	41.5 mm
width	36 mm

depth	47.7 mm
Connections/ Terminals	
type of electrical connection for auxiliary and control circuit	spring-loaded terminals
connectable conductor cross-section for auxiliary contacts	
• solid or stranded	0.5 ... 2.5 mm ²
• finely stranded with core end processing	0.5 ... 2.5 mm ²
• finely stranded without core end processing	0.5 ... 2.5 mm ²
type of connectable conductor cross-sections	
• for auxiliary contacts	
— solid or stranded	2x (0.5 ... 2.5 mm ²)
— finely stranded with core end processing	2x (0.5 ... 1.5 mm ²)
— finely stranded without core end processing	2x (0.5 ... 2.5 mm ²)
• for AWG cables for auxiliary contacts	2x (20 ... 14)
AWG number as coded connectable conductor cross section for auxiliary contacts	20 ... 14

Approvals Certificates

General Product Approval	EMC
  Confirmation   	

Functional Safety/Safety of Machinery	Declaration of Conformity	Test Certificates	Marine / Shipping
Type Examination Certificate	 	Type Test Certificates/Test Report Special Test Certificate	

Marine / Shipping
     

other	Railway	Environment
Confirmation 	Type Test Certificates/Test Report	Special Test Certificate Vibration and Shock Environmental Confirmations

Further information

Siemens has decided to exit the Russian market (see here).

<https://press.siemens.com/global/en/pressrelease/siemens-wind-down-russian-business>

Siemens is working on the renewal of the current EAC certificates.

Please contact your local Siemens office on the status of validity of the EAC certification if you intend to import or offer to supply these products to an EAC relevant market (other than the sanctioned EAEU member states Russia or Belarus).

Information on the packaging

<https://support.industry.siemens.com/cs/ww/en/view/109813875>

Information- and Downloadcenter (Catalogs, Brochures,...)

<https://www.siemens.com/ic10>

Industry Mall (Online ordering system)

<https://mall.industry.siemens.com/mall/en/en/Catalog/product?mlfb=3RH2911-2NF22>

Cax online generator

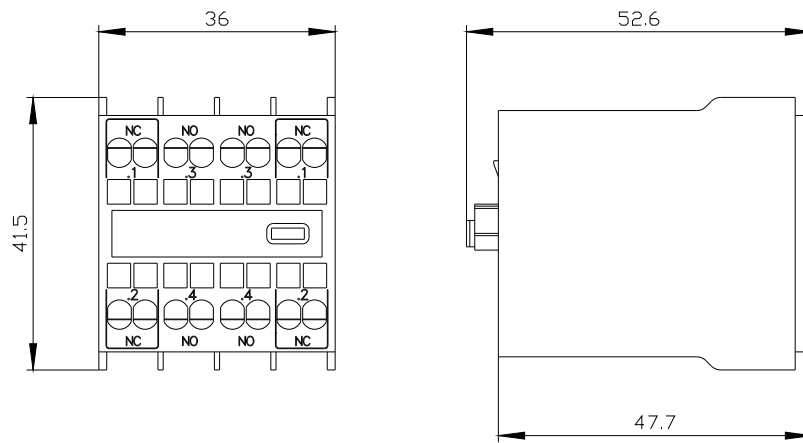
<http://support.automation.siemens.com/WW/CAXorder/default.aspx?lang=en&mlfb=3RH2911-2NF22>

Service&Support (Manuals, Certificates, Characteristics, FAQs,...)

<https://support.industry.siemens.com/cs/ww/en/ps/3RH2911-2NF22>

Image database (product images, 2D dimension drawings, 3D models, device circuit diagrams, EPLAN macros, ...)

http://www.automation.siemens.com/bilddb/cax_de.aspx?mlfb=3RH2911-2NF22&lang=en



last modified:

1/18/2021 