




Infeed left Connection main circuit: input: Screw, Outgoing feeder: Spring 3 slots for compact load feeders Connection terminal maximum 50 mm² / 70 mm²






General technical data		
product brand name		SIRIUS
product designation		infeed left
protection class IP on the front according to IEC 60529		IP20; IP20 with box terminal/cover
touch protection on the front according to IEC 60529		Finger-safe, for vertical contact
degree of pollution		3
number of slots for compact feeder		3
installation altitude at height above sea level maximum	m	2 000
ambient temperature		
• during transport	°C	-55 ... +80
• during storage	°C	-55 ... +80
• during operation	°C	-20 ... +60
vibration resistance		f = 4 to 5.8 Hz; d = 15 mm; f = 5.8 to 500 Hz; a = 2 m / s ² 10 cycles
shock resistance		Semi-sinusoidal a = 6 m/s ² at 10 ms; 3 pos. and 3 neg. Shock in all axes
reference code		
• according to IEC 81346-2		W
• according to EN 61346-2		W
Main circuit		
operational current at AC at 400 V rated value	A	100
operating voltage at AC-3 rated value maximum	V	690
Installation/ mounting/ dimensions		
fastening method		screw and snap-on mounting
width	mm	205
height	mm	208
depth	mm	155
Connections/ Terminals		
type of electrical connection for main current circuit		spring-loaded terminals
stripped length for main contacts	mm	17
type of connectable conductor cross-sections for supply for main contacts using the upper clamping point		
• solid		2.5 ... 70 mm ²
• stranded		2.5 ... 70 mm ²
• finely stranded with core end processing		2.5 ... 35 mm ²
• finely stranded without core end processing		4 ... 50 mm ²
type of connectable conductor cross-sections for supply for main contacts using the lower clamping point		
• solid		2.5 ... 70 mm ²
• stranded		2.5 ... 70 mm ²
• finely stranded with core end processing		2.5 ... 50 mm ²

<ul style="list-style-type: none"> finely stranded without core end processing 		10 ... 50 mm ²
type of connectable conductor cross-sections for supply for main contacts using both clamping points <ul style="list-style-type: none"> solid stranded finely stranded with core end processing finely stranded without core end processing 		2 x (2.5 ... 50 mm ²) 2 x (2.5 ... 50 mm ²) 2 x (2.5 ... 35 mm ²) 2 x (4 ... 35 mm ²)
type of connectable conductor cross-sections for AWG cables <ul style="list-style-type: none"> for supply for main contacts using the upper clamping point for supply for main contacts using the lower clamping point for supply for main contacts using both clamping points for main contacts for load-side outgoing feeder 		10 ... 2/0 10 ... 2/0 2 x (10 ... 1/0) 2 x (16 ... 10), 1 x (16 ... 8)

Certificates/ approvals

General Product Approval	EMC	Declaration of Conformity	Test Certificates
Confirmation  UL	 EAC	 RCM	 EG-Konf.
			Type Test Certificates/Test Report

Marine / Shipping other

 ABS	 DNV	 LRS	 PRS	 RINA	Confirmation
---	---	---	---	--	------------------------------

Further information

Siemens has decided to exit the Russian market (see here).
<https://press.siemens.com/global/en/pressrelease/siemens-wind-down-russian-business>

Siemens is working on the renewal of the current EAC certificates.
 Please contact your local Siemens office on the status of validity of the EAC certification if you intend to import or offer to supply these products to an EAC relevant market (other than the sanctioned EAEU member states Russia or Belarus).

Information on the packaging
<https://support.industry.siemens.com/cs/ww/en/view/109813875>

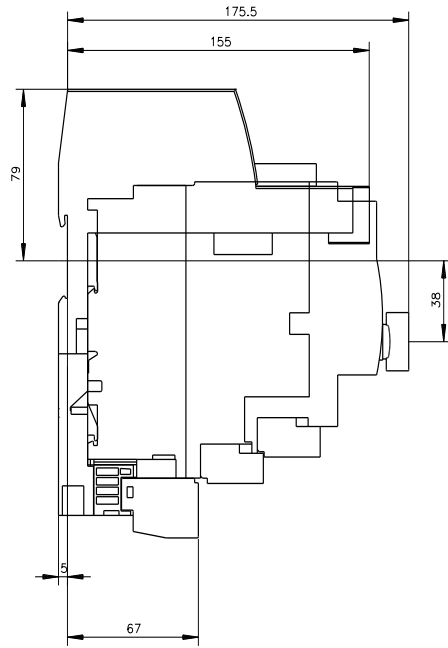
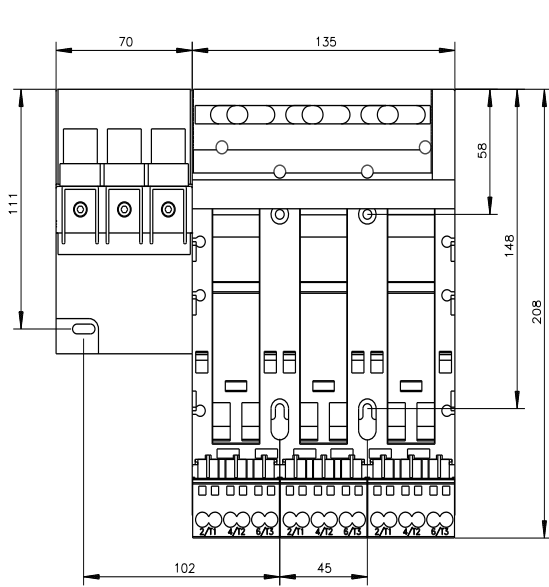
Information- and Downloadcenter (Catalogs, Brochures,...)
<https://www.siemens.com/ic10>

Industry Mall (Online ordering system)
<https://mall.industry.siemens.com/mall/en/en/Catalog/product?mlfb=3RA6813-8AC>

Cax online generator
<http://support.automation.siemens.com/WW/CAXorder/default.aspx?lang=en&mlfb=3RA6813-8AC>

Service&Support (Manuals, Certificates, Characteristics, FAQs,...)
<https://support.industry.siemens.com/cs/ww/en/ps/3RA6813-8AC>

Image database (product images, 2D dimension drawings, 3D models, device circuit diagrams, EPLAN macros, ...)
http://www.automation.siemens.com/bilddb/cax_de.aspx?mlfb=3RA6813-8AC&lang=en



last modified:

12/15/2020 