


A Series

PulsEater® Ceramic Composition Available in E12 Ohmic values



*AZ style is provided with dual terminal wires

The "A" Series non-inductive, ceramic composite resistors are designed for a variety of applications where high energy handling capabilities are crucial. These resistors are ideal for any application which is subject to surges, high peak power, or impulse energy.

Their unique design allows uniform distribution of energy throughout their structure which results in low thermal stress. The high-temperature, solvent-resistant epoxy coating carries a UL94V0 flammability rating which is suitable for almost any environment.

FEATURES

- High Surge Energy
- Non-Inductive
- Small Size

APPLICATIONS

- Motor Drives
- Power Supplies, UPS
- Power Conversion
- In-Rush Current Limiting

SERIES SPECIFICATIONS

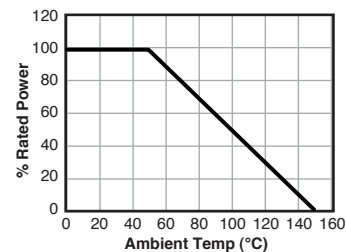
Series	Resistance ¹ (ohms)	P avg. ² (watts)	Impulse Voltage ³ (volts)	Energy ⁴ (joule)
AV	3.3 to 10K	2.0	1000	250
AW	4.7 to 15K	2.5	1500	400
AX	1.0 to 3.3K	3.5	1000	700
AY	2.2 to 6.8K	4.5	2000	1400
AZ	1.5 to 4.7K	5.5	2500	2800

¹E12 Standard Values ±10%; ²Free Air 40°C Ambient; ³In Air; ⁴Single Impulse

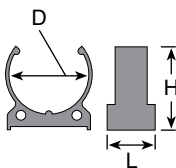
CHARACTERISTICS

Resistance Element	Bulk Ceramic
Terminals	Radial; 100% Sn solder coated radial (60/40 solder available upon request)
Coating	UL94V0, solvent resistant epoxy
Tolerance	±10% Standard
Operating Temp. Range	-55°C to 150°C
Derating	Derates linearly from 100% @ 50°C to 0% @ 150°C
Temperature Rise	100°C @ 100% rated power, 50°C ambient

Derating



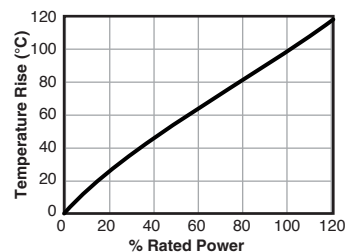
Mounting clip



This saddle clip conforms to the configuration of Ohmite's A Series resistor to provide secure mounting. Made of a durable thermoplastic polyester, the saddle clip is designed to secure the A Series in place while safely withstanding its operating temperatures. Use (2) saddle clips per resistor for extra stability.

Part No.	Dim. (mm)			for Series	Color
	D	H	L		
5911E	20	23	13	AX and AY	White
5910E	25	26	15	AZ	Black

Surface Temperature Rise vs. Applied Power

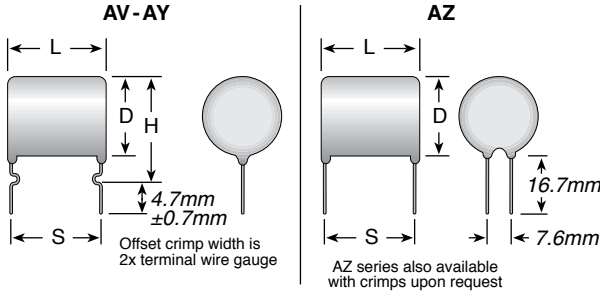


(continued)

A Series

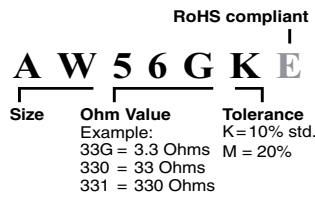
PulsEater® Ceramic Composition
Available in E12 Ohmic values

DIMENSIONS



Series	P avg.2 (watts)	L max. (mm)	D max. (mm)	H max. (mm)	S norm. (mm)	Term. wire gauge (AWG)	Weight (g)
AV	2.0	15	13	22	12.5	20	3.9
AW	2.5	20	13	22	17.5	20	5.4
AX	3.5	15	21	28	12.5	18	10
AY	4.5	25	21	28	22.5	18	19
AZ	5.5	30	26		27	18	33

ORDERING INFORMATION



Standard Values

Ohmic value	Part No. Prefix Suffix	Series	Ohmic value	Part No. Prefix Suffix	Series	Ohmic value	Part No. Prefix Suffix	Series	Ohmic value	Part No. Prefix Suffix	Series
1.0	---10GK	✓	5.6	---56GK		33	---330K	✓ ✓ ✓ ✓	220	---221K	✓ ✓ ✓
1.2	---12GK		6.8	---68GK	✓	39	---390K	✓ ✓ ✓ ✓	270	---271K	
1.5	---15GK		8.2	---82GK	✓	47	---470K	✓ ✓ ✓ ✓	330	---331K	✓ ✓ ✓
1.8	---18GK		10	---100K	✓ ✓ ✓ ✓ ✓	56	---560K	✓ ✓ ✓ ✓	470	---471K	✓ ✓ ✓
2.2	---22GK	✓ ✓	12	---120K		68	---680K	✓ ✓ ✓ ✓	560	---561K	
2.7	---27GK		15	---150K	✓ ✓ ✓	82	---820K		680	---681K	✓ ✓
3.3	---33GK	✓ ✓ ✓ ✓	18	---180K		100	---101K	✓ ✓ ✓ ✓ ✓	820	---821K	✓ ✓
3.9	---39GK	✓ ✓ ✓ ✓	22	---220K	✓ ✓ ✓ ✓ ✓	120	---121K		1000	---102K	✓ ✓ ✓ ✓ ✓
4.7	---47GK	✓ ✓ ✓	27	---270K	✓	150	---151K	✓ ✓ ✓			
						180	---181K				

Check product availability at www.ohmite.com

✓ = Standard values Non-standard values subject to a minimum handling charge per item.