



30W Interchangeable Wall Plug Adapter Series



Features

- Class II Double Insulated
- Field Changeable AC Plugs – Sold Separately
- Limited Power Source
- US DoE Level VI Efficiency Compliance
- Ecodesign/ErP Lot 7 (EU) 2019/1782 Compliance
- AS/NZS 4665.1-2005+A1:2009, AS/NZS 4665.2-2005+A1:2009 Compliance
- Class B EMI

Applications

- Peripherals
- Gaming Machines
- Point of Sales Equipment
- Network Equipment

*NRCan approval for PSAA30R-120-R model only

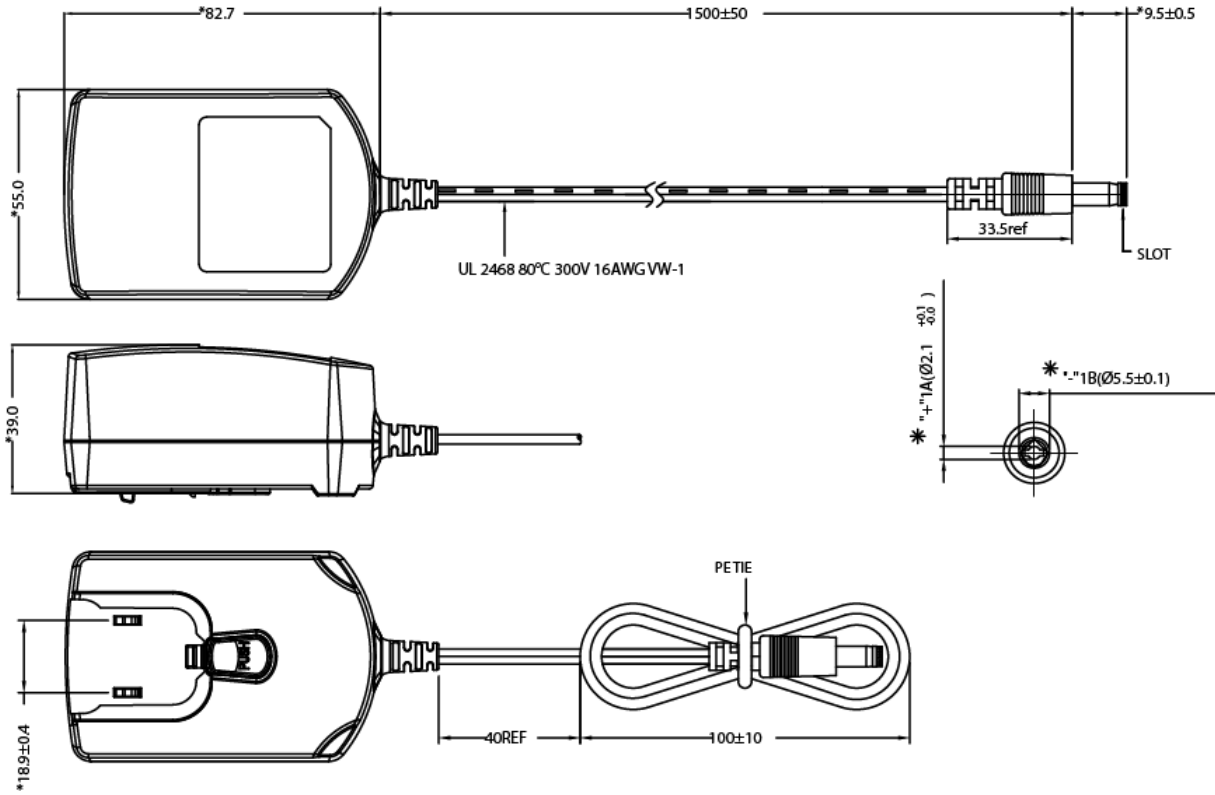


PSAA30R Specifications¹

Model		PSAA30R-120-R*	PSAA30R-150-R	PSAA30R-240-R
Output	DC Output Voltage	12.0V	15.0V	24.0V
	Max Current	2.5A	2.0A	1.25A
	Output Power	30.0W	30.0W	30.0W
	Regulation	± 5%	± 5%	± 5%
	Ripple & Noise P-P(max) ²	120mV	200mV	240mV
Input	AC Input Voltage Range	90 to 264VAC		
	AC Input Frequency	47 to 63Hz		
	Input Current	0.8A (RMS) max for 120Vac/max load 0.5A (RMS) max for 240Vac/max load		
	Inrush Current	<60A max for 100VAC, <100A max for 240VAC (Cold start at ambient 25°C, full load)		
	No Load Power Consumption at 115VAC Input	0.046W	0.056W	0.050W
	No Load Power Consumption at 230VAC Input	0.080W	0.092W	0.090W
	115VAC Average Efficiency ³	86.62%	86.36%	88.10%
	230VAC Average Efficiency ³	86.8%	87.76%	88.22%
	230VAC 10% Load Efficiency ³	80.1%	82.55%	82.51%
	Leakage Current	0.25mA max		
Protection	Over-Voltage	20V max., Auto restart	21V max., Auto restart	35V max., Auto restart
	Short Circuit	The output can be shorted without damage		
	Over-Current	Auto-restart		
Environmental	Operating Temperature	0°C to +40°C		
	Non-Operating Temperature	-25° to +75°C		
	Operating Humidity	20% to 90%		
Safety Approvals and EMC	Dielectric Withstand (HI-POT)	Primary to Secondary: 3000VAC for 1min, 10mA		
	Insulation Resistance	Primary to Secondary: >7M ohm for 500VDC		
	Standards	cULus 60950-1, cULus 62368-1 (except 56V model), IEC60950-1, IEC 62368-1 (except 56V model), AS/NZS 62368.1:2018		
	EMI Emissions	FCC Part 15 Class B, CAN ICES-003(B)/NMB-003(B), EN 55032/CISPR 32 Class B Conducted and Radiated, AS/NZS 3548		
	Harmonic Current Emissions	IEC 61000-3-2		
	Voltage Fluctuations & Flicker	IEC 61000-3-3		
	Immunity	N 55035/CISPR 35: IEC 61000-4-2 (+/- 8kV air, +/- 4kV contact), IEC 61000-4-3, IEC 61000-4-4, IEC 61000-4-5 (+/- 1kV), IEC 61000-4-6, IEC 61000-4-8, IEC 61000-4-11		
Mechanical	Dimensions (L x W x H)	82.7mm (3.26in) x 55mm (2.17in) x 39.1mm (1.54in)		
	Weight	180g		
	DC Cord Length	1500mm		
	DC Output Connector	5.5mm (-) x 2.1mm (+) x 9.5mm		



PSAA30R Outline Drawing



*NRCan approval for PSAA30R-120-R model only




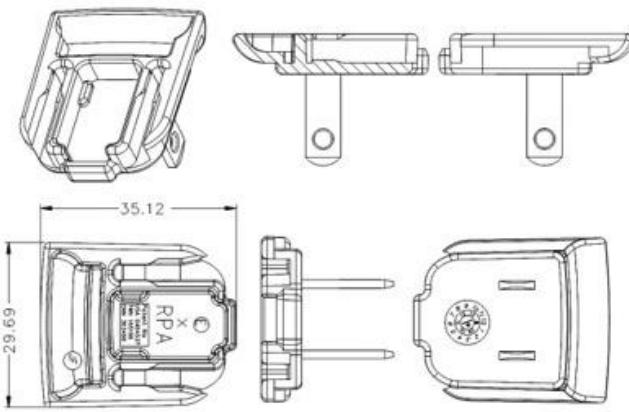

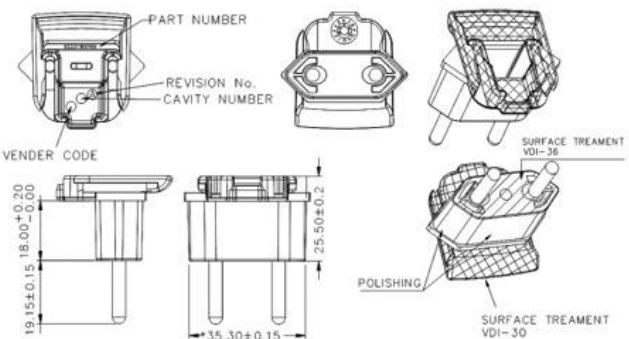

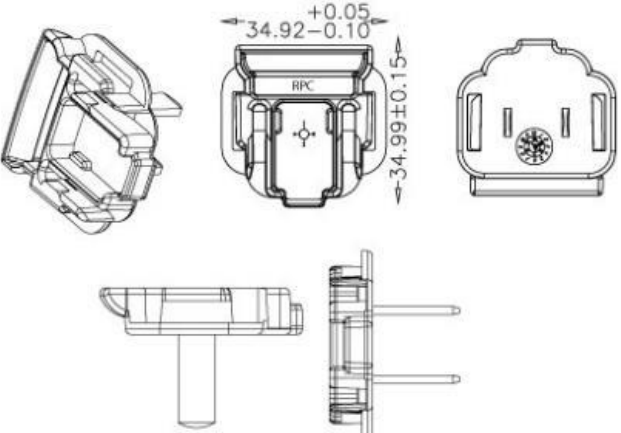
Supplier's Declaration of Conformity
47 CFR § 2.1077 Compliance Information


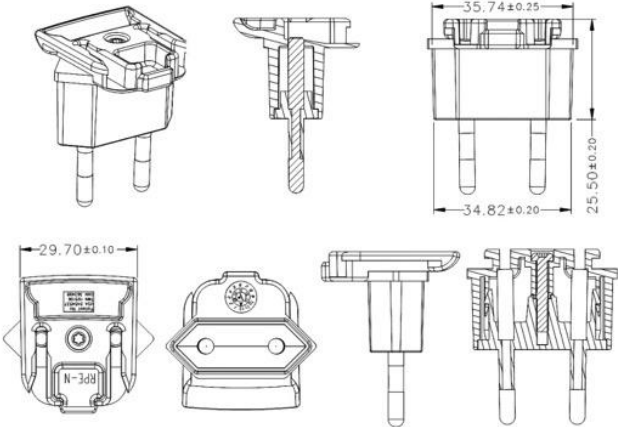

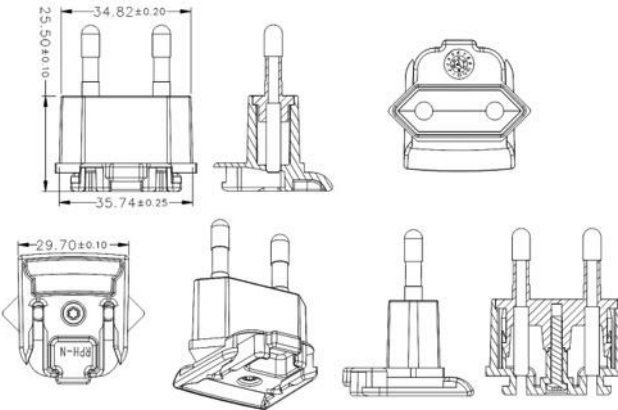

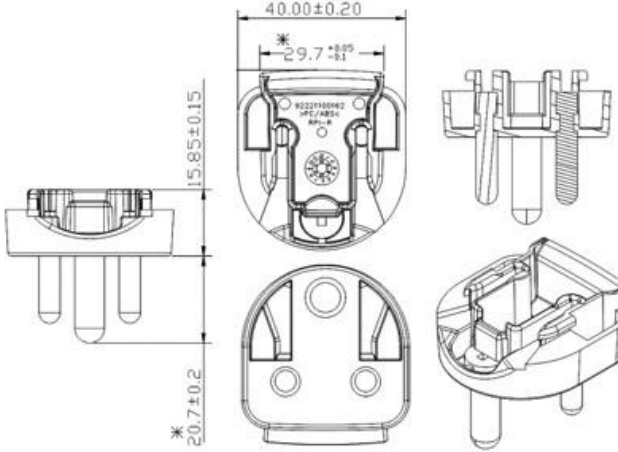
Phihong USA Corporation
47800 Fremont Boulevard
Fremont, CA 94538
Telephone: (510) 445-0100
www.phihong.com


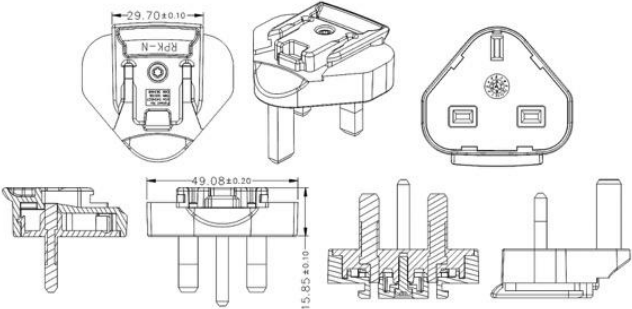

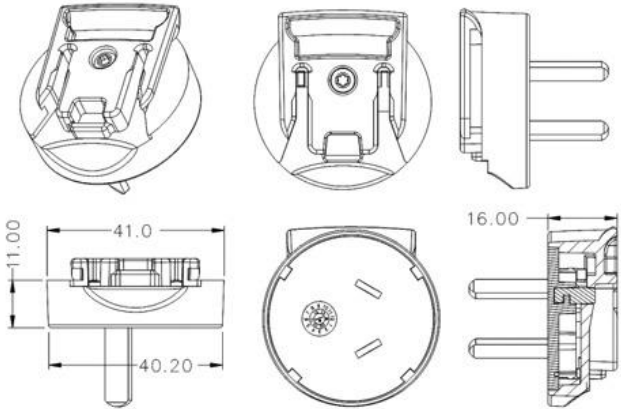

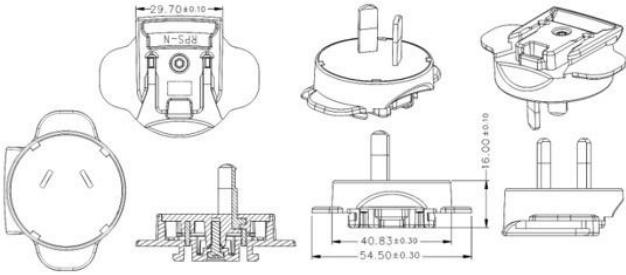
This device complies with/The devices in this product series comply with part 15 of the FCC Rules. Operation is subject to the following two conditions: (1) This device may not cause harmful interference, and (2) this device must accept any interference received, including interference that may cause undesired operation.


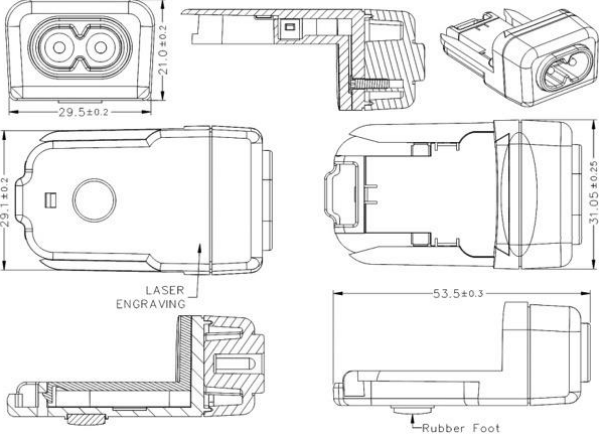


AC Input Clips – Sold Separately

Model	Photo	Description	Outline Drawing - mm
RPA-AB01B-H		US Clip	
RPB-AB01B-H		Brazil Clip	
RPC-AB01B-H		China Clip	

Model	Photo	Description	Outline Drawing - mm
RPE-AB01B-H		Europe Clip	
RPH-AB01B-H		Korea Clip	
RPI-AB01B-H		India Clip	

Model	Photo	Description	Outline Drawing - mm
RPK-AB01B-H		UK Clip	
RPN-AB01B-H		Argentina Clip	
RPS-AB01B-H		Australia Clip	

<p>RPX-03-R</p>		<p>C8 Clip</p>	
<p>RPBAG-AB01B-H</p>	<p>RPA-AB01B-H, RPE-AB01B-H, RPK-AB01B-H and RPS-AB01B-H interchangeable clips in a plastic bag.</p> 