


Mounts

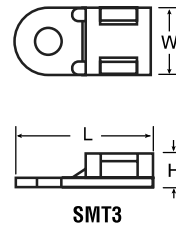
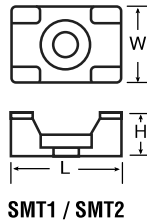

Designed to support lightweight wire bundles when properly applied on a clean, smooth grease free surface. For heavier support a mounting hole is provided to screw the mount to the surface.



HOFFMAN PART NO.	LENGTH	WIDTH	HT	PACKING
MT3/4	0.75	0.75	0.14	100 pack
MT1	1.1	1.1	0.16	

Saddle Mounts


The saddle designed mounts provide maximum stability. Screw mount down and secure the wire bundle with the cable tie.



HOFFMAN PART NO.	LENGTH L	WIDTH W	HT H	PACKING
SMT1	0.59	0.39	0.28	1000 Pack
SMT2	0.91	0.63	0.36	100 Pack
SMT3	0.75	0.37	0.20	1000 Pack

Cable Clamps

Cable clamps are designed with their interior edges radiused to protect cable insulation. To apply, clamp down on the loose cables and screw the clamp into the chassis.



HOFFMAN PART NO.	CLOSED DIA		HOLE DIA		WIDTH	
	MM	IN	MM	IN	MM	IN
CTCC1/8	3.2	0.13	5.2	0.2	13.0	0.51
CTCC3/16	4.3	0.17	5.2	0.2	10.5	0.41
CTCC1/4	6.3	0.25	4.8	0.19	9.50	0.37
CTCC5/16	7.6	0.3	4.8	0.19	9.50	0.37
CTCC3/8	8.7	0.34	4.8	0.19	9.50	0.37
CTCC1/2	12.6	0.50	4.8	0.19	12.4	0.49
CTCC5/8	15.8	0.62	4.8	0.19	12.0	0.47
CTCC3/4	19.4	0.76	4.8	0.19	12.0	0.47
CTCC1	25.4	1.00	4.8	0.19	12.0	0.47
CTCC1.06	27.5	1.08	4.8	0.19	12.0	0.47
CTCC1.33	31.8	1.25	4.8	0.19	12.0	0.47
CTCC1.5	36.7	1.44	4.8	0.19	12.0	0.47

