

735398 ✓ ACTIVE




ELECTRO-TAP

TE Internal #: 735398

Splices, Tap Splice, 17 – 13 AWG Wire Size, 1 – 2.5 mm² Wire Size, 2048 – 5178 CMA Wire Size, Brass, Blue, Length 1.374 in [34.9 mm], Bag, ELECTRO-TAP

[View on TE.com >](#)

Terminals & Splices > Splices



Splice Type: Tap Splice

Wire Size: 1 – 2.5 mm²

Sealable: No

Compatible Insulation Diameter Range: 4 mm [.157 in]

Features

Product Type Features

Splice Accessory Type	Tap Cover
Splice Type	Tap Splice
Sealable	No
Compatible With Discrete Wire Type	Solid, Stranded
Wire Insulation Support Retention Type	Insulation Support

Configuration Features

Compatible With Wire & Cable Type	Discrete Wire
-----------------------------------	---------------

Body Features

Primary Product Color	Blue
-----------------------	------

Contact Features

Terminal Plating Material	Tin
Contact Base Material	Brass

Termination Features

Termination Method to Wire & Cable	Crimp
------------------------------------	-------



Mechanical Attachment

Wire Insulation Support	With
-------------------------	------

Housing Features

Housing Material	Nylon - GF
------------------	------------

Dimensions

Tap Wire Size	1 – 2.5 mm ²
Wire Size	2048 – 5178 CMA
Compatible Insulation Diameter Range	4 mm [.157 in]
Product Length	34.9 mm [1.374 in]

Usage Conditions

Insulation Option	Fully Insulated
Operating Temperature Range	105 °C [221 °F]

Industry Standards

Government Qualified Splice	No
-----------------------------	----

Packaging Features

Packaging Quantity	100
Packaging Method	Bag

Product Compliance

[For compliance documentation, visit the product page on TE.com>](#)

EU RoHS Directive 2011/65/EU	Compliant
EU ELV Directive 2000/53/EC	Compliant
China RoHS 2 Directive MIIT Order No 32, 2016	No Restricted Materials Above Threshold
EU REACH Regulation (EC) No. 1907/2006	Current ECHA Candidate List: JAN 2024 (240) Candidate List Declared Against: JAN 2024 (240) Does not contain REACH SVHC
Halogen Content	Low Halogen - Br, Cl, F, I < 900 ppm per homogenous material. Also BFR/CFR/PVC Free
Solder Process Capability	Not applicable for solder process capability

Product Compliance Disclaimer

This information is provided based on reasonable inquiry of our suppliers and represents our current actual knowledge based on the information they provided. This information is subject to change. The part numbers that TE has identified as EU RoHS compliant have a maximum concentration of 0.1% by weight in homogenous materials for lead, hexavalent chromium, mercury, PBB, PBDE, DBP, BBP, DEHP, DIBP, and 0.01% for cadmium, or qualify for an exemption to these limits as defined in the Annexes of Directive 2011/65/EU (RoHS2). Finished electrical and electronic equipment products will be CE marked as required by Directive 2011/65/EU. Components may not be CE marked. Additionally, the part numbers that TE has identified as EU ELV compliant have a maximum concentration of 0.1% by weight in homogenous materials for lead, hexavalent chromium, and mercury, and 0.01% for cadmium, or qualify for an exemption to these limits as defined in the Annexes of Directive 2000/53/EC (ELV). Regarding the REACH Regulation, the information TE provides on SVHC in articles for this part number is based on the latest European Chemicals Agency (ECHA) 'Guidance on requirements for substances in articles' posted at this URL: <https://echa.europa.eu/guidance-documents/guidance-on-reach>


Compatible Parts



Also in the Series | ELECTRO-TAP



Customers Also Bought






TE Part #2066499-1
12 POS DBL PLATE FOR CAP



TE Part #925366-5
MOD 4 REC.HSG 1X05P



TE Part #881545-8
AMP SHUNT ASS'Y

Documents

Product Drawings

ELECTRO-TAP ASSY

English

CAD Files

3D PDF

3D

Customer View Model

[ENG_CVM_CVM_735398_D.2d_dxf.zip](#)

English

Customer View Model

[ENG_CVM_CVM_735398_D.3d_igs.zip](#)

English

Customer View Model

[ENG_CVM_CVM_735398_D.3d_stp.zip](#)

English

3D PDF

English

Customer View Model

[ENG_CVM_735398_B.3d_igs.zip](#)

English

Customer View Model

[ENG_CVM_735398_B.3d_stp.zip](#)

English

Customer View Model

[ENG_CVM_735398_B.2d_dxf.zip](#)

English

By downloading the CAD file I accept and agree to the [Terms and Conditions](#) of use.

Datasheets & Catalog Pages

ELECTRO-TAP CABLE CONNECTOR/SPLICE

English