



Connectors > Contacts > Connector Contacts > POWERBAND Contacts



Contact Type: **Socket**

Contact Mating Area Plating Material: **Silver**

Wire Contact Termination Area Plating Material: **Silver**

Operating Voltage: **600 VDC**

[All POWERBAND Contacts \(20\)](#)

Features

Product Type Features

Sealable	No
----------	----

Electrical Characteristics

Operating Voltage	600 VDC
-------------------	---------

Contact Features

Mating Pin Diameter	3.18 mm[.125 in]
Contact Underplating Material Thickness	1.27 μm[50 μin]
Wire Contact Termination Area Plating Thickness	5 – 8 μm[5 – 8 μin]
Wire Contact Termination Area Plating Material Finish	Semi-Bright
Contact Mating Area Plating Material Thickness	5 – 8 μm[200 μin]
Contact Mating Area Plating Material Finish	Semi-Bright
Contact Orientation	Straight
Contact Underplating Material	Nickel
Contact Type	Socket



Contact Mating Area Plating Material	Silver
--------------------------------------	--------

Wire Contact Termination Area Plating Material	Silver
--	--------

Contact Retention Within Housing	With
----------------------------------	------

Contact Size	Size 8
--------------	--------

Contact Base Material	Copper
-----------------------	--------

Contact Current Rating (Max)	50 A
------------------------------	------

Termination Features

Termination Method to Wire & Cable	Crimp
------------------------------------	-------

Product Terminates To	Wire & Cable
-----------------------	--------------

Mechanical Attachment

Wire Insulation Support	Without
-------------------------	---------

Dimensions

Wire Size	5 – 8 mm ²
-----------	-----------------------

Usage Conditions

Operating Temperature Range	-55 – 105 °C[-67 – 221 °F]
-----------------------------	----------------------------

Operation/Application

Circuit Application	Power
---------------------	-------

Packaging Features

Packaging Quantity	100
--------------------	-----

Packaging Method	Carton
------------------	--------

Product Compliance

[For compliance documentation, visit the product page on TE.com>](#)

EU RoHS Directive 2011/65/EU	Compliant
------------------------------	-----------

EU ELV Directive 2000/53/EC	Compliant
-----------------------------	-----------

China RoHS 2 Directive MIIT Order No 32, 2016	No Restricted Materials Above Threshold
---	---

EU REACH Regulation (EC) No. 1907/2006	Current ECHA Candidate List: JAN 2024 (240) Candidate List Declared Against: JAN 2024 (240) Does not contain REACH SVHC
--	---

Halogen Content	Low Halogen - Br, Cl, F, I < 900 ppm per homogenous material. Also BFR/CFR/PVC Free
-----------------	---



Solder Process Capability

Not applicable for solder process capability

Product Compliance Disclaimer

This information is provided based on reasonable inquiry of our suppliers and represents our current actual knowledge based on the information they provided. This information is subject to change. The part numbers that TE has identified as EU RoHS compliant have a maximum concentration of 0.1% by weight in homogenous materials for lead, hexavalent chromium, mercury, PBB, PBDE, DBP, BBP, DEHP, DIBP, and 0.01% for cadmium, or qualify for an exemption to these limits as defined in the Annexes of Directive 2011/65/EU (RoHS2). Finished electrical and electronic equipment products will be CE marked as required by Directive 2011/65/EU. Components may not be CE marked. Additionally, the part numbers that TE has identified as EU ELV compliant have a maximum concentration of 0.1% by weight in homogenous materials for lead, hexavalent chromium, and mercury, and 0.01% for cadmium, or qualify for an exemption to these limits as defined in the Annexes of Directive 2000/53/EC (ELV). Regarding the REACH Regulation, the information TE provides on SVHC in articles for this part number is based on the latest European Chemicals Agency (ECHA) 'Guidance on requirements for substances in articles' posted at this URL: <https://echa.europa.eu/guidance-documents/guidance-on-reach>

Compatible Parts



TE Part # 69710-1
C-HEAD FRAME W/O DIES



TE Part # 318813-1
EXTRACTION TOOL ASSY




TE Part # 356611-1
DIES POWERBAND CONT 8 AWG DIE SET




TE Part # 356611-2
DIES POWERBAND CONT 10 AWG DIE SET

Also in the Series | AMP POWERBAND



Connector Contacts(20)



Insertion & Extraction Tools(1)

Customers Also Bought



TE Part #788189-1
Environmentally Sealed Circular Connector, CPC Series 5



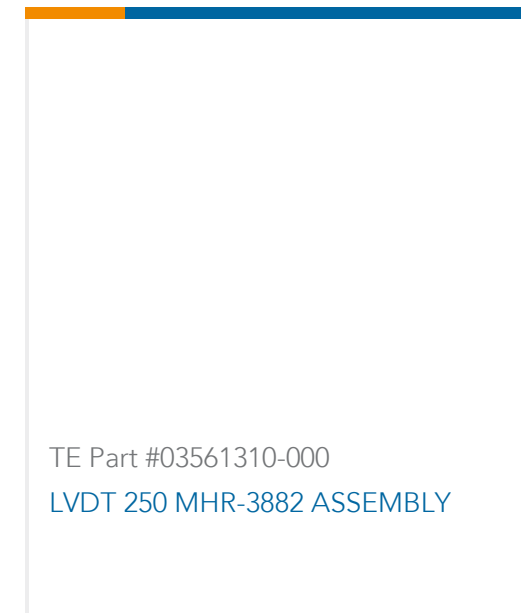
TE Part #206036-4
CPC RECPT SEALED SIZE 17-16



TE Part #213906-1
CPC PLUG ASSY,SRS 6,SZ 17-10



TE Part #4-1609134-8
20ESRMC2=F8278



Documents

Product Drawings

[POWERBAND CONT ASSY,SILVER PLT](#)

English

CAD Files

[3D PDF](#)

3D

[Customer View Model](#)

[ENG_CVM_CVM_213843-3_H.2d_dxf.zip](#)

English

[Customer View Model](#)

[ENG_CVM_CVM_213843-3_H.3d_igs.zip](#)

English

[Customer View Model](#)

[ENG_CVM_CVM_213843-3_H.3d_stp.zip](#)

English

By downloading the CAD file I accept and agree to the [Terms and Conditions](#) of use.

Datasheets & Catalog Pages

[AMP Circular Connectors for Commercial Signal & Power Applications](#)

English

[Power Contacts](#)

English

[METRIMATE_PIN_SOCKET_CATALOG](#)

English

Product Specifications

[Application Specification](#)

English