

| Discontinue Issue Date | Last Purchase Order Date | Last Shipment Date |
|------------------------|--------------------------|--------------------|
| Dec.22, 2023 | Sep.30, 2024 | Dec.31, 2024 |

• Please refer to our Web site about replacement information.

Isolator
SMD



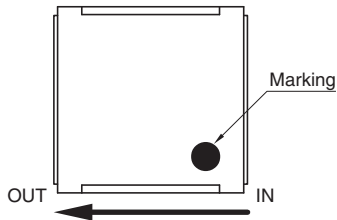
CU4S0509 Series

PART NUMBER CONSTRUCTION

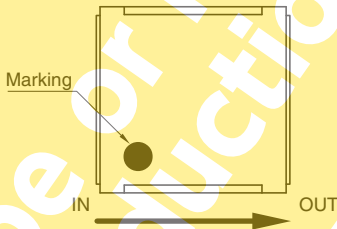
| | | | | | | |
|-------------|-----------|-----|---------------------------------|--|----------------|--|
| CU4S0509 | | T | - | | - | |
| Series name | Direction | | Center Frequency (MHz) | | Control Number | |
| | A | CW | cut off after the decimal point | | | |
| | B | CCW | | | | |

DIRECTION OF CIRCULATION

ClockWise(CW): A



CounterClockWise(CCW): B



ELECTRICAL CHARACTERISTICS

| Frequency range (MHz) | Center frequency (MHz) | Isolation (dB) min. | Insertion loss (dB) max. | V.S.W.R. Zo=50Ω max. | Handling power (W) max. | Reflection power (W) ^{*4} max. | Part Number | |
|--------------------------|---------------------------|---------------------------|--------------------------------|----------------------------|-------------------------------|---|------------------------------------|------------------------------------|
| | | | | | | | ClockWise | CounterClockWise |
| 3600 to 3800 | 3700 | 9 | 1.10 | 1.8 | 5 | 2 | CU4S0509AT-3700-00 | CU4S0509BT-3700-00 |
| 3800 to 4000 | 3900 | 9 | 1.10 | 1.8 | 5 | 2 | CU4S0509AT-3900-00 | CU4S0509BT-3900-00 |

Characteristic Impedance (Ω) : 50(Nominal)
^{*4} To be kept below +105deg.C at the bottom surface

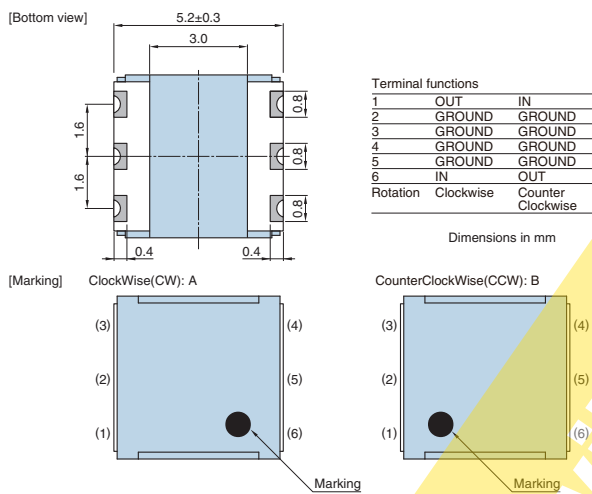
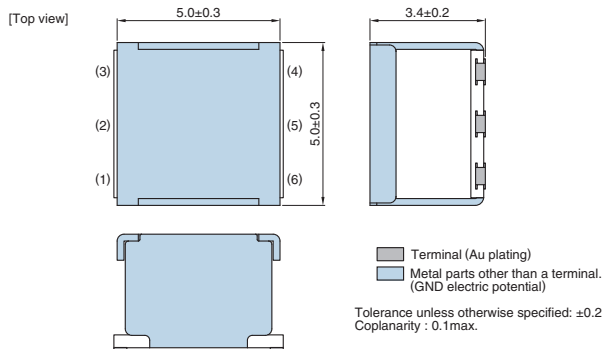
TEMPERATURE RANGE

| Operating temperature (°C) | Storage temperature (°C) |
|-------------------------------|-----------------------------|
| -40 to +105 | -40 to +105 |

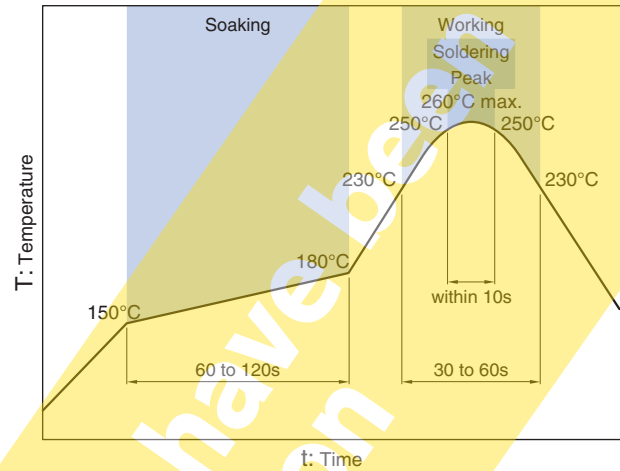
⚠ Please be sure to request delivery specifications that provide further details on the features and specifications of the products for proper and safe use.
Please note that the contents may change without any prior notice due to reasons such as upgrading.

CU4S0509 Series

SHAPES AND DIMENSIONS

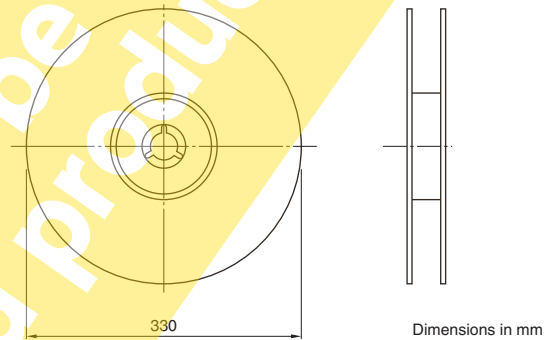


RECOMMENDED REFLOW PROFILE

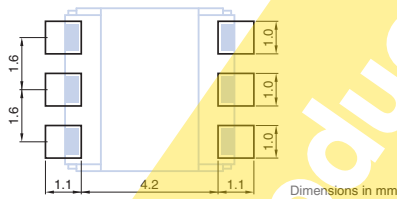


PACKAGING STYLE

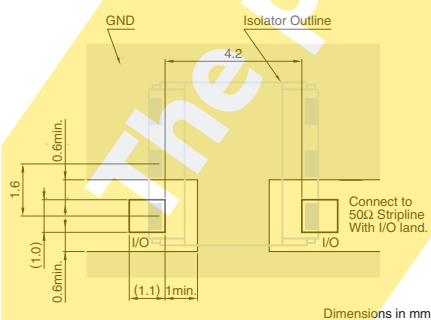
REEL DIMENSIONS



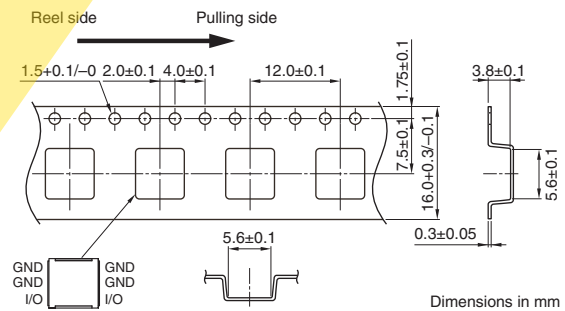
RECOMMENDED LAND PATTERN



RECOMMENDED PC BOARD PATTERN



TAPE DIMENSIONS



PACKAGE QUANTITY

Standard package quantity

1000 pieces/reel

REMINDERS FOR USING THESE PRODUCTS

Before using these products, be sure to request the delivery specifications.

SAFETY REMINDERS

Please pay sufficient attention to the warnings for safe designing when using these products.

REMINDERS

Please do not bring the magnet close to the product (Recommending is separating to 50cm or more). An electric characteristic might be deteriorated.

The magnetic field of 5mT or more must not go into the product when you make the magnet approach.

Moreover, please do not touch a soft magnetic material such as iron (Recommending is separating to 10mm or more). An electric characteristic might be deteriorated. An electric characteristic changes when bringing it close within 10mm(reversible change).

There is a leakage of some magnetism (0.3T or less) from the product.

The products listed on this catalog are intended for use in general electronic equipment (AV equipment, telecommunications equipment, home appliances, amusement equipment, computer equipment, personal equipment, office equipment, measurement equipment, industrial robots) under a normal operation and use condition.

The products are not designed or warranted to meet the requirements of the applications listed below, whose performance and/or quality require a more stringent level of safety or reliability, or whose failure, malfunction or trouble could cause serious damage to society, person or property.

Please understand that we are not responsible for any damage or liability caused by use of the products in any of the applications below or for any other use exceeding the range or conditions set forth in this catalog.

- | | |
|---|--|
| (1) Aerospace/Aviation equipment | (8) Public information-processing equipment |
| (2) Transportation equipment (cars, electric trains, ships, etc.) | (9) Military equipment |
| (3) Medical equipment | (10) Electric heating apparatus, burning equipment |
| (4) Power-generation control equipment | (11) Disaster prevention/crime prevention equipment |
| (5) Atomic energy-related equipment | (12) Safety equipment |
| (6) Seabed equipment | (13) Other applications that are not considered general-purpose applications |
| (7) Transportation control equipment | |

When using this product in general-purpose applications, you are kindly requested to take into consideration securing protection circuit/equipment or providing backup circuits, etc., to ensure higher safety.