



50 Ohm to 25 Ohm Balun From 100 MHz to 520 MHz
 Up to 100 Watts Surface Mount(SMT)

Baluns Technical Data Sheet

PE2BL1004

Features

- 100 to 520 MHz Frequency Range
- Surface Mount Device
- 50 ohm unbalanced to 25 ohm balanced

Applications

- Push-Pull Amplifiers
- Antenna Drivers
- Amateur Radio
- Commercial
- Military

Description

The PE2BL1004 is part of a family of 100 watt surface mount baluns. It converts between a 50 ohm unbalanced signal (one signal referenced to ground) and balance signals (two 50 Ohm signals referenced to each other, 25 Ohms referenced to ground). These baluns have many useful applications. For example, when matching to low impedances (like transistors), these baluns allows improved matching to applications like push-pull amplifiers with improved bandwidth, and losses while providing second harmonic cancelation.

Electrical Specifications

Description	Minimum	Typical	Maximum	Units
Frequency Range	100		520	MHz
Unbalanced Impedance		50		Ohms
Balanced Impedance		25		Ohms
Insertion Loss			0.3	dB
VSWR			1.3:1	
Nominal Phase Difference		180		Degrees
Phase Balance		±5		Degrees
Amplitude Balance		±0.4		dB
Input Power (CW)			100	Watts

Mechanical Specifications

Size

Length	1.15 in [29.21 mm]
Width	1.1 in [27.94 mm]
Height	0.45 in [11.43 mm]
Package Type	Surface Mount

Environmental Specifications

Temperature

Operating Range	-55 to 85 deg C
-----------------	-----------------

Click the following link (or enter part number in "SEARCH" on website) to obtain additional part information including price, inventory and certifications: [50 Ohm to 25 Ohm Balun From 100 MHz to 520 MHz Up to 100 Watts Surface Mount\(SMT\) PE2BL1004](#)



50 Ohm to 25 Ohm Balun From 100 MHz to 520 MHz
Up to 100 Watts Surface Mount(SMT)

Baluns Technical Data Sheet

PE2BL1004

Compliance Certifications (visit www.Pasternack.com for current document)

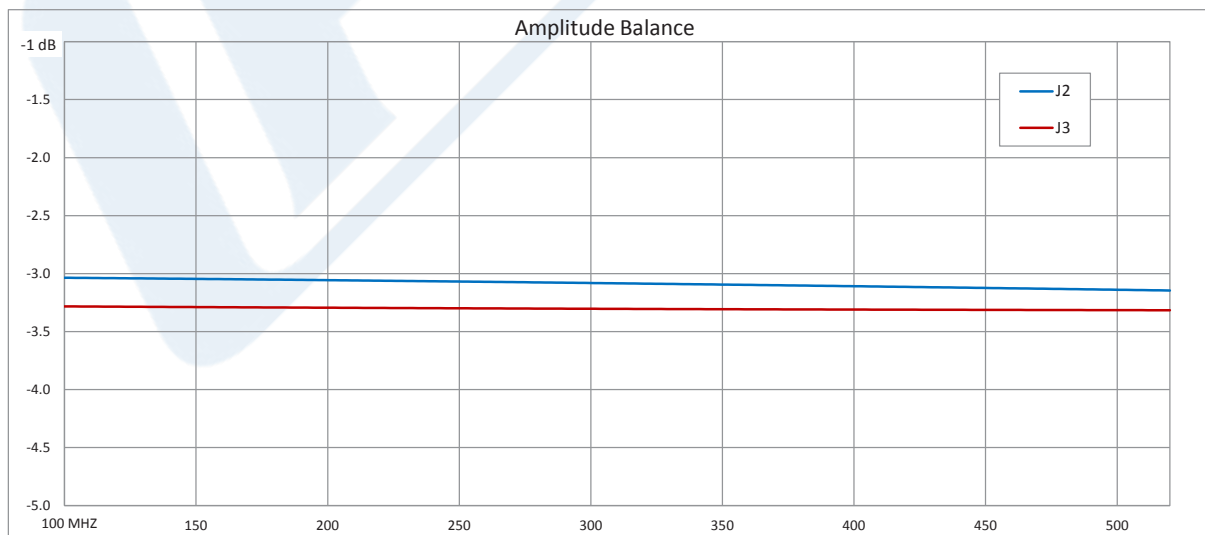
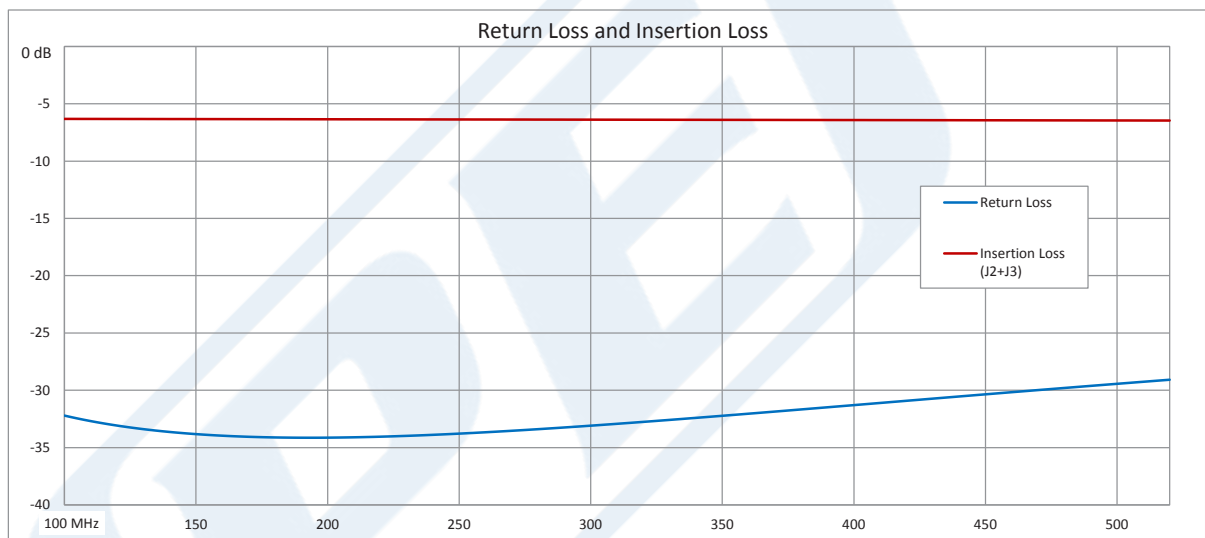
RoHS Compliant
REACH Compliant

06/14/2014

Plotted and Other Data

Notes:

Typical Performance Data



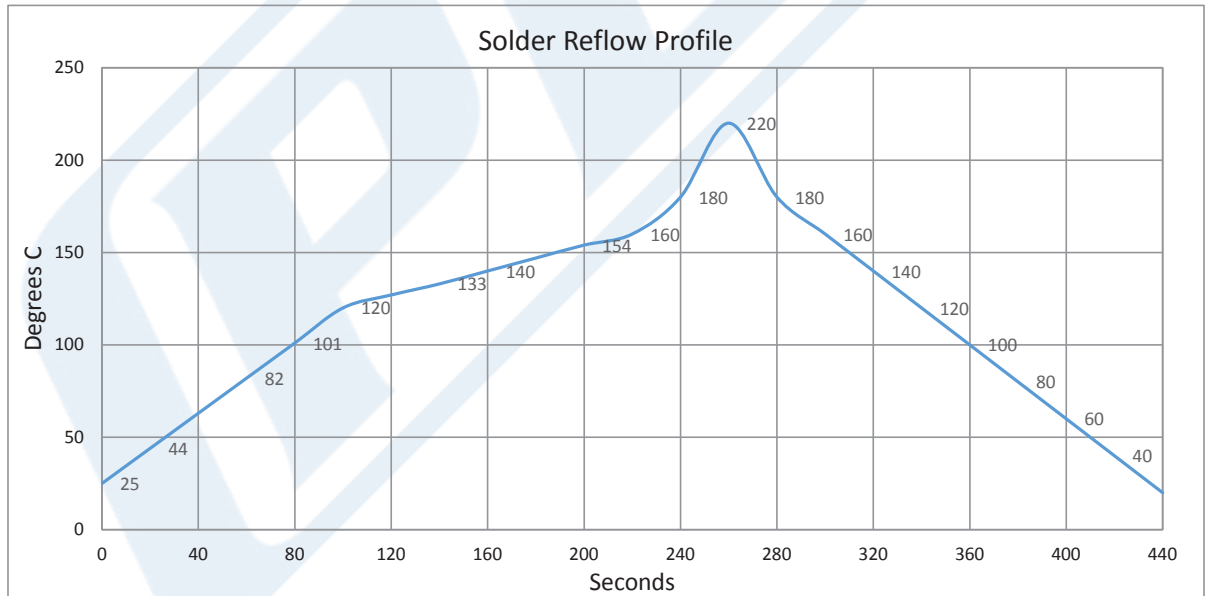
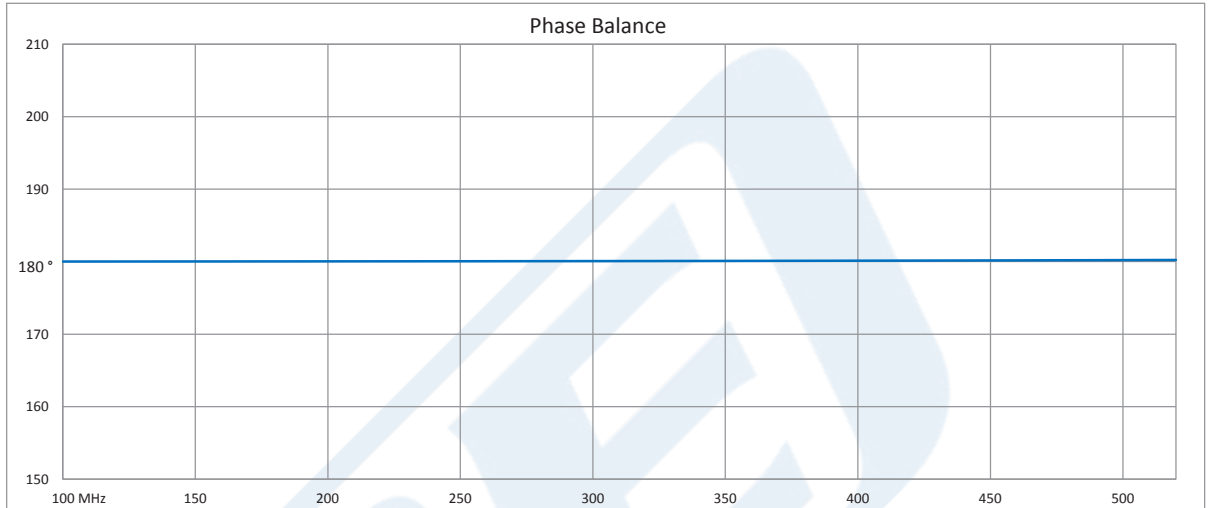
Click the following link (or enter part number in "SEARCH" on website) to obtain additional part information including price, inventory and certifications: [50 Ohm to 25 Ohm Balun From 100 MHz to 520 MHz Up to 100 Watts Surface Mount\(SMT\) PE2BL1004](#)



50 Ohm to 25 Ohm Balun From 100 MHz to 520 MHz
Up to 100 Watts Surface Mount(SMT)

Baluns Technical Data Sheet

PE2BL1004



Click the following link (or enter part number in "SEARCH" on website) to obtain additional part information including price, inventory and certifications: [50 Ohm to 25 Ohm Balun From 100 MHz to 520 MHz Up to 100 Watts Surface Mount\(SMT\) PE2BL1004](#)



50 Ohm to 25 Ohm Balun From 100 MHz to 520 MHz
Up to 100 Watts Surface Mount(SMT)

Baluns Technical Data Sheet

PE2BL1004

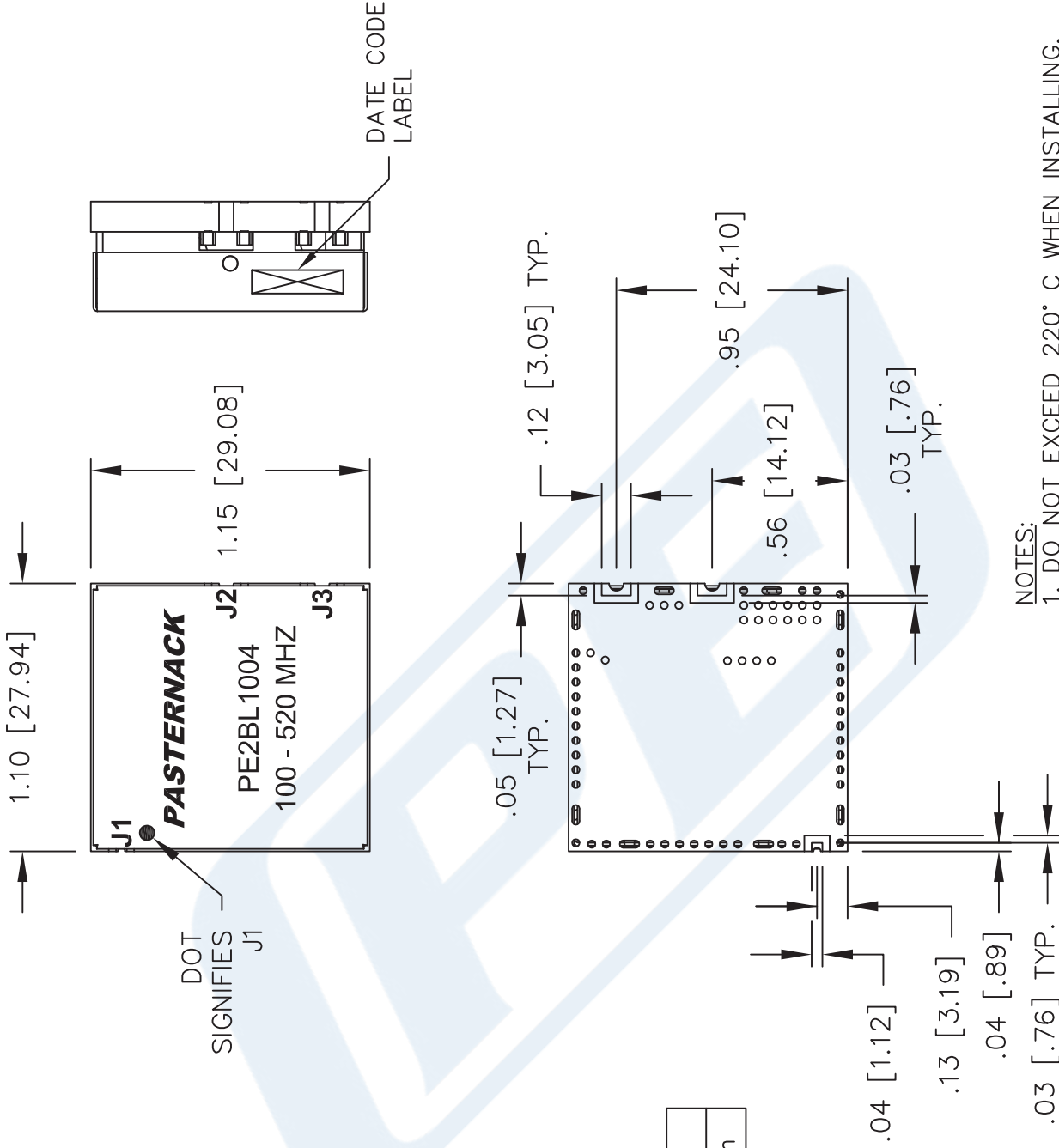
50 Ohm to 25 Ohm Balun From 100 MHz to 520 MHz Up to 100 Watts Surface Mount(SMT) from Pasternack Enterprises has same day shipment for domestic and International orders. Our RF, microwave and millimeter wave products maintain a 99% availability and are part of the broadest selection in the industry.

Click the following link (or enter part number in "SEARCH" on website) to obtain additional part information including price, inventory and certifications: [50 Ohm to 25 Ohm Balun From 100 MHz to 520 MHz Up to 100 Watts Surface Mount\(SMT\) PE2BL1004](http://www.pasternack.com/50-25-ohm-balun-100-mhz-520-mhz-100-watts-smt-pe2bl1004-p.aspx)

URL: <http://www.pasternack.com/50-25-ohm-balun-100-mhz-520-mhz-100-watts-smt-pe2bl1004-p.aspx>

PE2BL1004 CAD Drawing

50 Ohm to 25 Ohm Balun From 100 MHz to 520 MHz
Up to 100 Watts Surface Mount(SMT)



NOTES:
1. DO NOT EXCEED 220° C WHEN INSTALLING.

NOTES:
1. UNLESS OTHERWISE SPECIFIED ALL DIMENSIONS ARE NOMINAL.
2. ALL SPECIFICATIONS ARE SUBJECT TO CHANGE WITHOUT NOTICE AT ANY TIME.
3. DIMENSIONS ARE IN INCHES [mm].

J1	J2	J3
50 Ohm	25 Ohm	25 Ohm

TOLERANCE .XX ±.02
.XXX ±.010
ANG. ±1/2°

* THESE DIMENSIONS AND TOLERANCES SUPERSEDE NOTE #1 ON TITLE BLOCK.

DWG TITLE
PE2BL1004

PE PASTERNAK
THE ENGINEER'S RF SOURCE
Pasternack Enterprises, Inc.
P.O. Box 16759 | Irvine | CA | 92623
Phone: (949) 261-1920 | Fax: (949) 261-7451
Website: www.pasternack.com | E-Mail: sales@pasternack.com

FSCM NO. 53919

CAD FILE 081715

SCALE N/A

SIZE A

2233